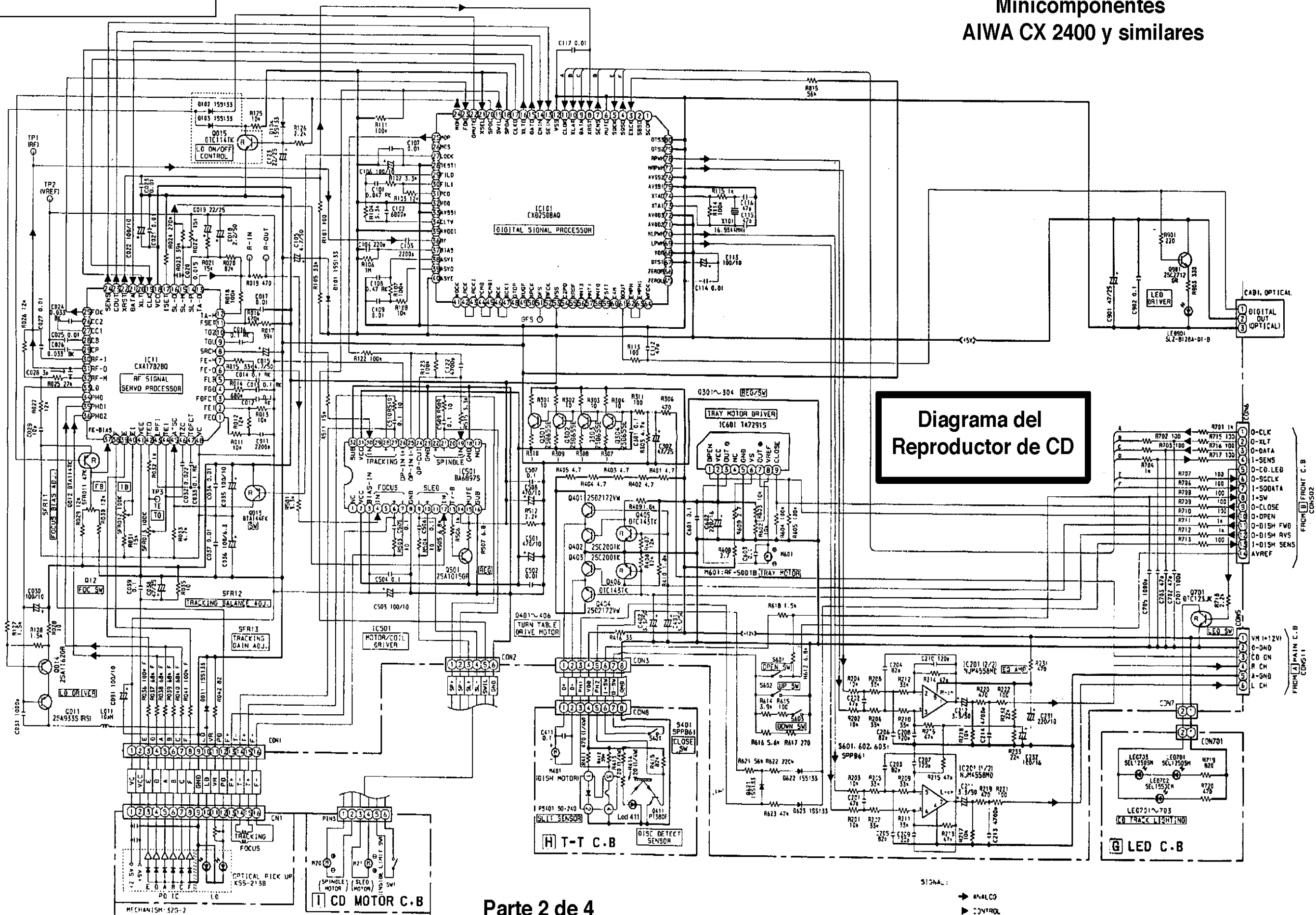
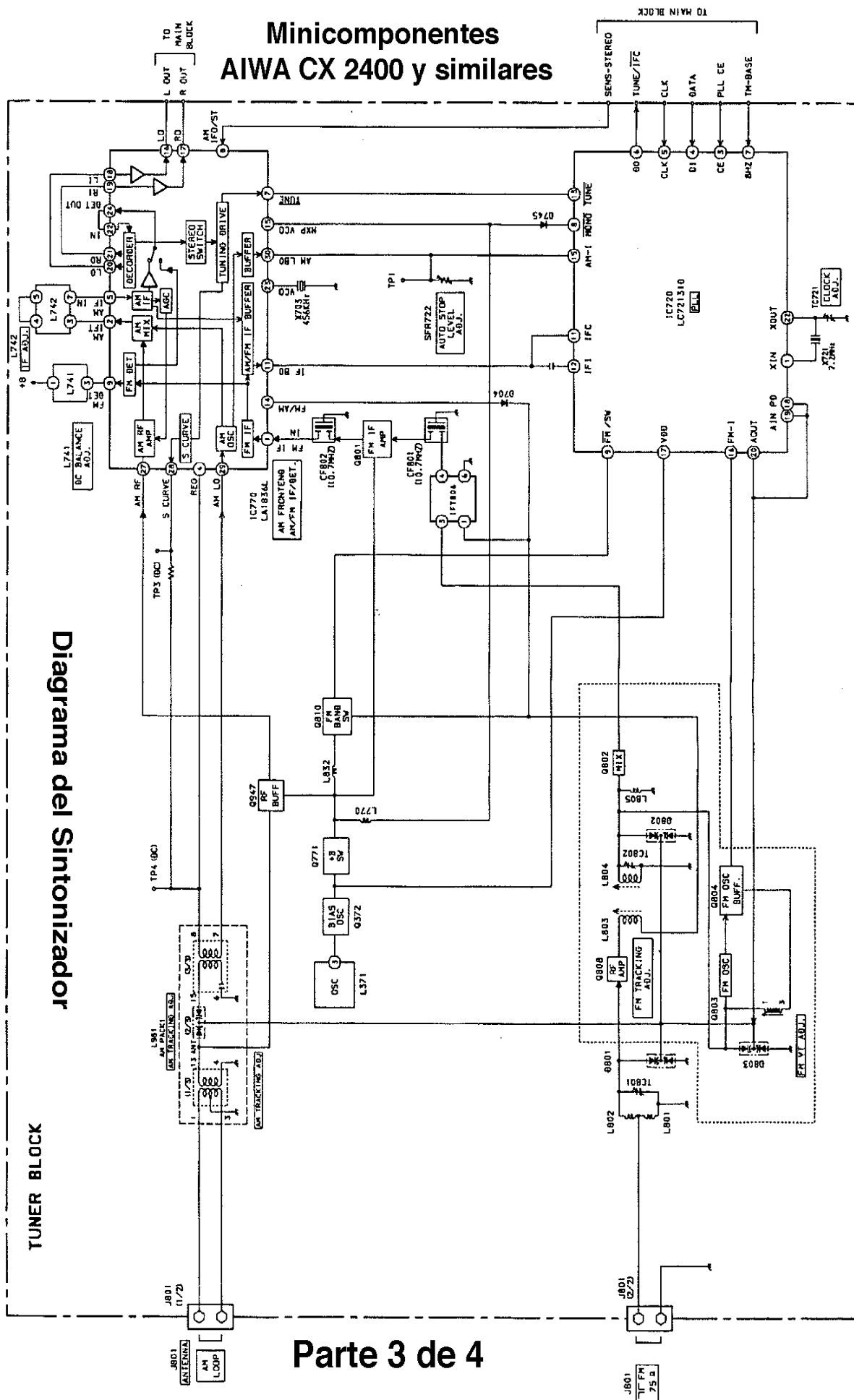


Minicomponentes AIWA CX 2400 y similares



Minicomponentes AIWA CX 2400 y similares

Diagrama del Sintonizador

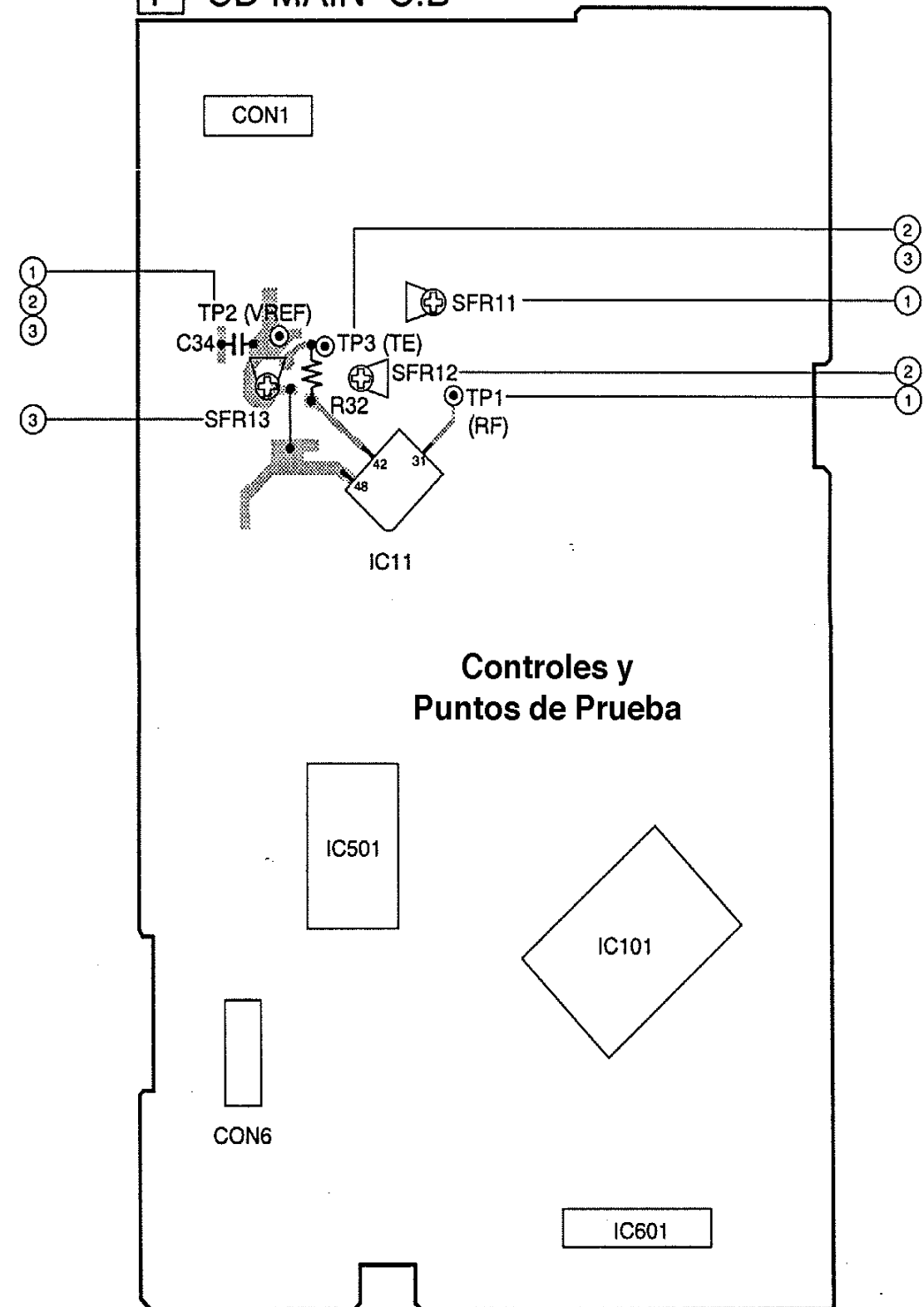


Parte 3 de 4

Colección Saber Service

Minicomponentes AIWA CX 2400 y similares

F CD MAIN C.B



Controles y Puntos de Prueba

Parte 1 de 4

Minicomponentes AIWA CX 2400 y similares

Parte
4 de 4

A MAIN C.B (1/2)

2 BANDS	3 BANDS	5 BANDS
AM FM LW MW FM SW FM	AM FM LW MW FM SW FM	AM FM LW MW FM SW FM
FM/AM	1 0 1 1 0 1 0 0	1 0 1 1 0 1 0 0
FM/FM	0 0 1 0 0 1 1 0	0 0 1 0 0 1 1 0

F-B	F-A
AUX 0 0	
CD 0 1	
TU 1 0	
TAPE 1 1	

VOLTA FADER MODE	V-A	V-B	V-C
MUTE	0	0	0
YF	0	0	0
MUX-L	0	1	1
MUX-R	1	0	0
NORM	1	1	1

B FRONT C.B (2/2)

FACT SW	V	DE-A	DE-B	DE-C
OFF	0	0	0	0
ROCK	1.2	1	0	0
POP EXCEPT CH	2.8	0	1	0
SALSA (M ONLY)	3.4	0	0	0
JAZZ	4.9	1	1	0
CLASSIC	6.8	0	0	1
BGM	9.0	1	0	1

A MAIN C.B (2/2)

B FRONT C.B (1/2)

F CD MAIN C.B (1/2)

F CD MAIN C.B (2/2)

