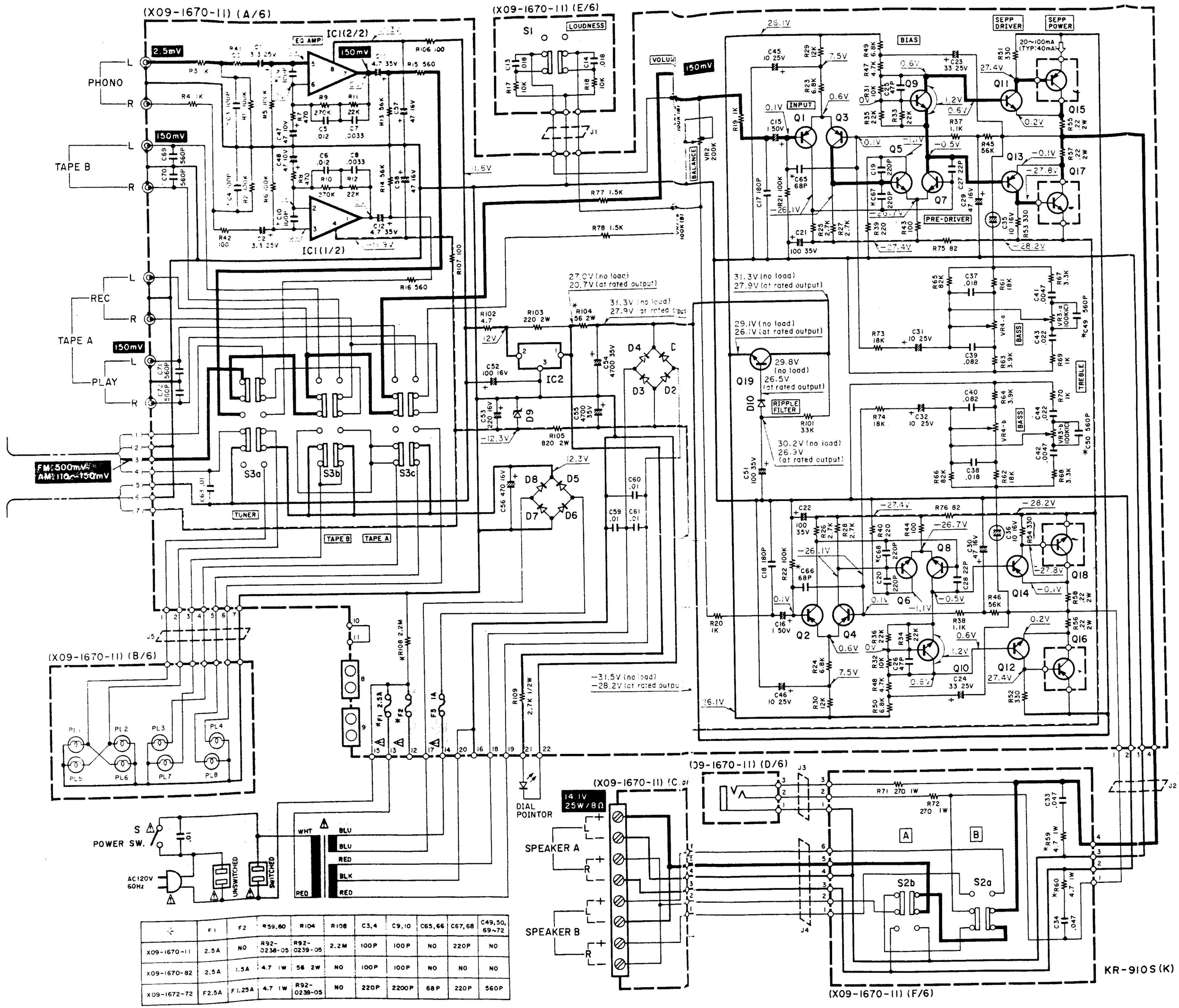

	F1	F2	R59,60	R104	R108	C3,4	C9,10	C65,66	C67,68	C49,50, 69~72
X09-1670-11	2.5A	NO	R92-0238-05	R92-0239-05	2.2M	100P	100P	NO	220P	NO
X09-1670-82	2.5A	1.5A	4.7 1W	56 2W	NO	100P	100P	NO	NO	NO
X09-1672-72	F2.5A	F1.25A	4.7 1W	R92-0239-05	NO	220P	2200P	68P	220P	560P

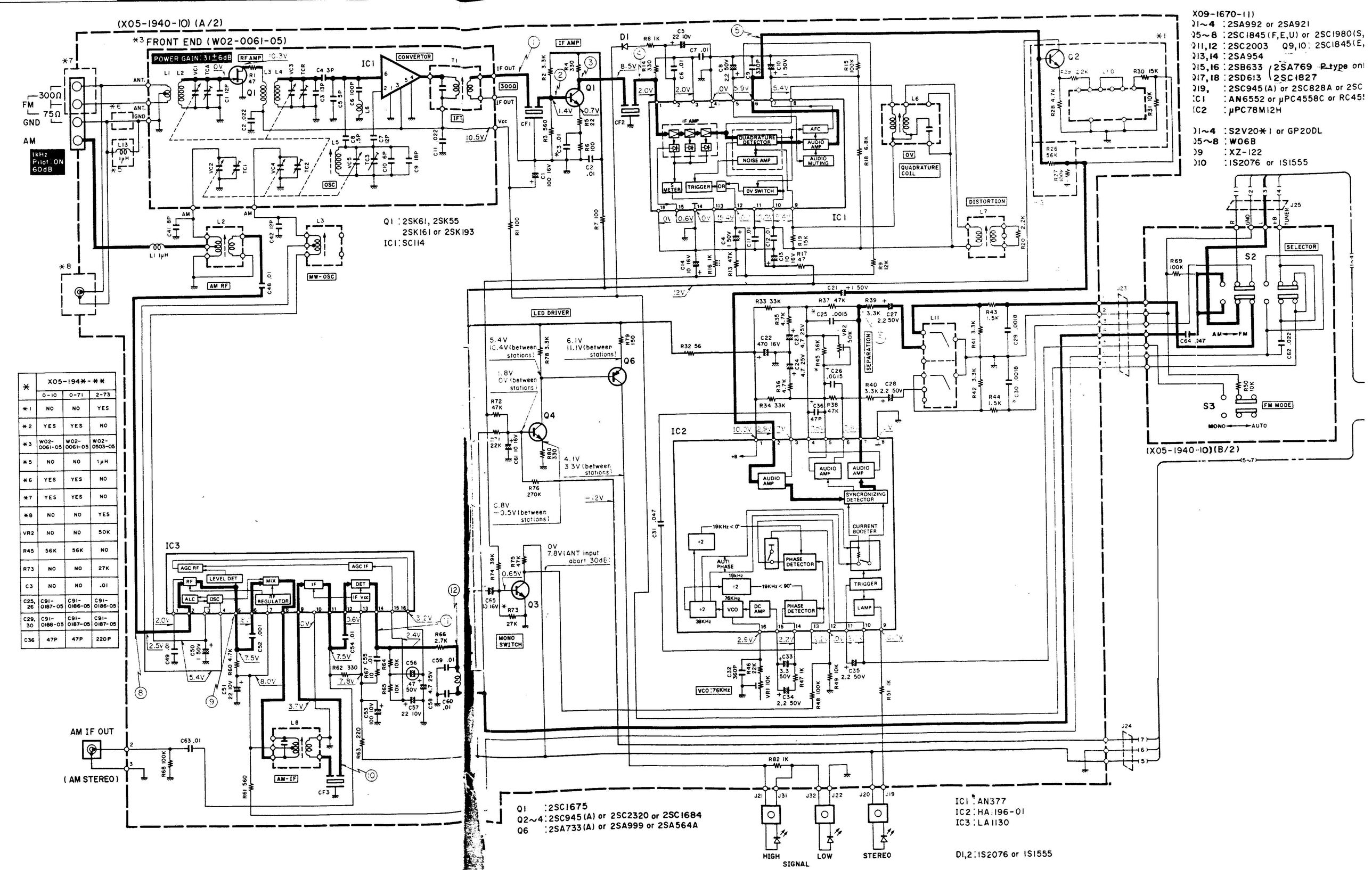

*	X05-194*-**		
	0-10	0-71	2-73
*1	NO	NO	YES
*2	YES	YES	NO
*3	W02-0061-05	W02-0061-05	W02-0503-05
*5	NO	NO	1μH
*6	YES	YES	NO
*7	YES	YES	NO
*8	NO	NO	YES
VR2	NO	NO	50K
R45	56K	56K	NO
R73	NO	NO	27K
C3	NO	NO	.01
C25, 26	C91-0187-05	C91-0186-05	C91-0186-05
C29, 30	C91-0188-05	C91-0187-05	C91-0187-05
C36	47P	47P	220P

KR-910

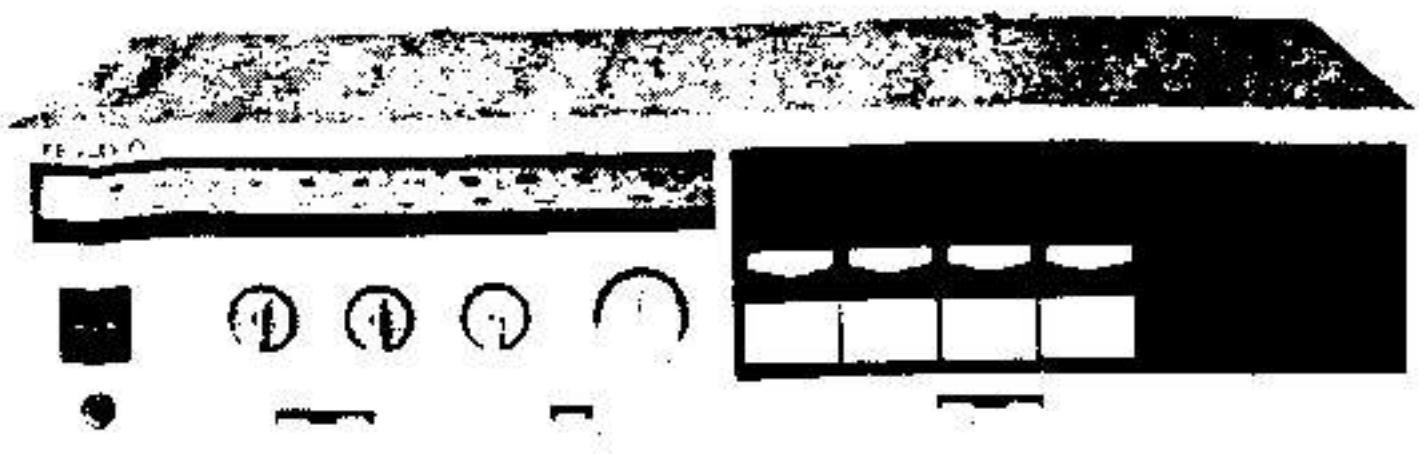

SPECIFICATION

Audio Section

Power Output
30 watts* per channel minimum RMS, both channels driven at 8 ohms from 40 Hz to 20,000 Hz with no more than 0.09% total harmonic distortion.

Both Channels Driven	
into 8 ohms at 1,000 Hz	31 W + 31 W
into 4 ohms at 1,000 Hz	31 W + 31 W
Dynamic Power Output at 4 ohms	100 W
Total Harmonic Distortion (40 Hz to 20,000 Hz from AUX)	
rated power into 8 ohms	0.09%
1 watt power into 8 ohms	0.05%
Intermodulation Distortion (60 Hz:7 kHz = 4:1 SMPTE)	
rated power into 8 ohms	0.04%
1 watt power into 8 ohms	0.03%
Damping Factor	30 at 1 kHz, 8 ohms
Input Sensitivity/Impedance	
PHONO	2.5 mV/ 50k ohms
TAPE, AUX	150 mV/50 k ohms
Signal to Noise Ratio (A weighted)	
PHONO	72 dB for 2.5 mV input
	78 dB for 5.0 mV input
TAPE, AUX	100 dB for 150 mV input
Maximum PHONO Input Level	
at 1,000 Hz	120 mV (RMS), THD 0.05%
Frequency Response	
PHONO RIAA Standard Curve	20 Hz to 20,000 Hz ±0.3 dB
TAPE, AUX	10 Hz to 100 kHz +0 dB, −3 dB
Tone Control	
BASS	±8 dB at 100 Hz
TREBLE	±8 dB at 10 kHz
Loudness Control (VOL. −30 dB)	+10 dB at 100 Hz
Output Level/Impedance	
TAPE REC Out (Pin)	150 mV/560 ohms

FM Tuner Section

Usable Sensitivity	10.8 dBf (1.9 μV)
50 dB Quieting Sensitivity	
Mono	17.2 dBf (4.0 μV)
Stereo	37.2 dBf (40 μV)
Signal-to-Noise Ratio at 65 dBf	
Mono	75 dB
Stereo	70 dB
Total Harmonic Distortion at 1,000 Hz	
Mono	0.1%
Stereo	0.2%
Frequency Response	30 Hz to 15,000 Hz, +0.2 dB, −0.2 dB
Capture Ratio	1.5 dB
Image Rejection Ratio	50 dB
Spurious Response Ratio	80 dB
IF Response Ratio	90 dB
Alternate Channel Selectivity	45 dB at 400 kHz
AM Suppression Ratio	65 dB
Stereo Separation Ratio	40 dB at 1,000 Hz
	35 dB at 50 Hz to 10 kHz
Subcarrier Product Ratio	45 dB
Antenna Impedance	300 ohms balanced and 75 ohms unbalanced
FM Frequency Range	87.5 MHz to 108 MHz

AM Tuner Section

Usable Sensitivity	13μV
Signal-to-Noise Ratio	48 dB
Image Rejection	45 dB
Selectivity	25 dB

General

Power Consumption	1.1 A (UL and CSA)
	120 W (8 ohms at rated power)
	22 W (No Signal)
AC Outlet	Switched 1, Unswitched 1
Dimensions	W 440 mm (17-5/16")
	H 109 mm (4-19/64")
	D 250 mm (9-51/64")
Weight (Net)	5.2 kg (11.4 lb)
(Gross)	5.8 kg (12.8 lb)

Measured pursuant to Federal Trade Commission's Trade Regulation rule on Power Output Claims for Amplifier in U.S.A.

WAVEFORMS AT CHECK POINTS

① IF out
0.5 μs/cm, 10 mV/cm

② Q1 base
0.5 μs/cm, 10 mV/cm



③ Q1 collector
0.5 μs/cm, 10 mV/cm

④ IC1-1
0.5 μs/cm, 10 mV/cm



⑤ IC1-6
0.5 μs/cm, 50 mV/cm



⑥ IC2-7
0.2 ms/cm, 0.1V/cm

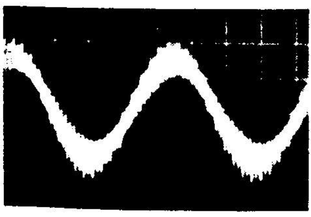

⑦ Tuner out
0.2 ms/cm, 50 mV/cm

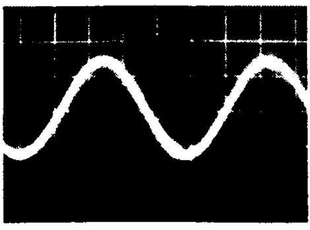

⑧ IC3-2
0.5 ms/cm, 5 mV/cm



⑨ IC3-5
0.5 ms/cm, 5 mV/cm

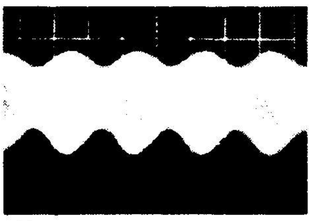

⑩ IC3-9
0.5 ms/cm, 5 mV/cm

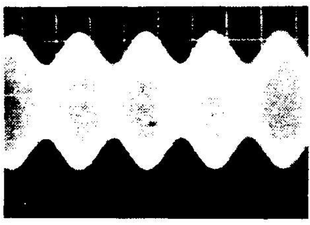

⑪ IC3-14
0.5 ms/cm, 20 mV/cm



⑫ ⑬ R66 and L9 AM out
0.5 ms/cm, 20 mV/cm

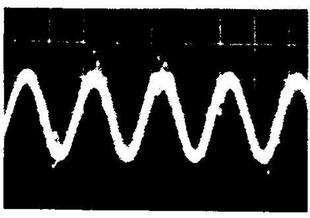

SEMICONDUCTOR SUBSTITUTIONS	
NAME	SUBSTITUTIONS
X09-167	
Q5 ~ 8	2SC1775
Q11, 12	2SC1735
Q13, 14	2SA850
Q15, 16	2SB690 (C)
Q17, 18	2SD726 (C)
D9	Zener voltage: 12V
IC1	NJM4558