AUDIO-VIDEO SURROUND RECEIVER

KR-V5080/V5580/V6080

SERVICE MANUAL

KENWOOD

1996-3/B51-5156-00 (K/K) 3947

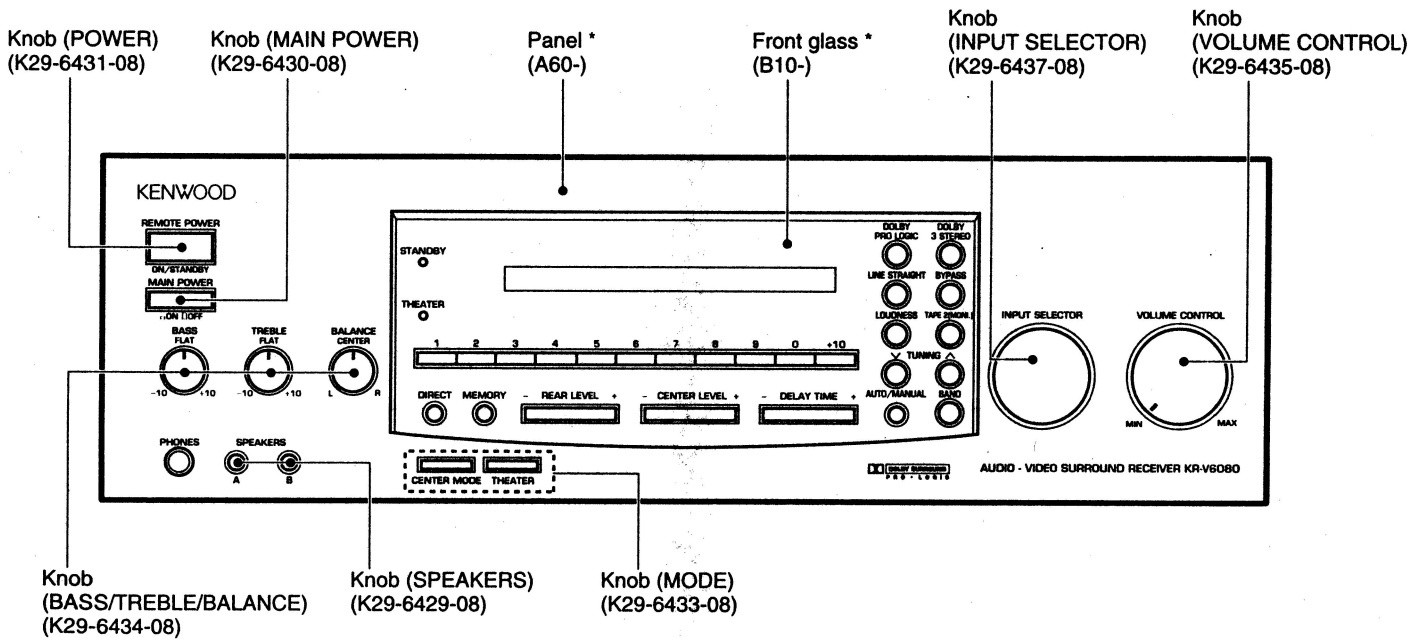

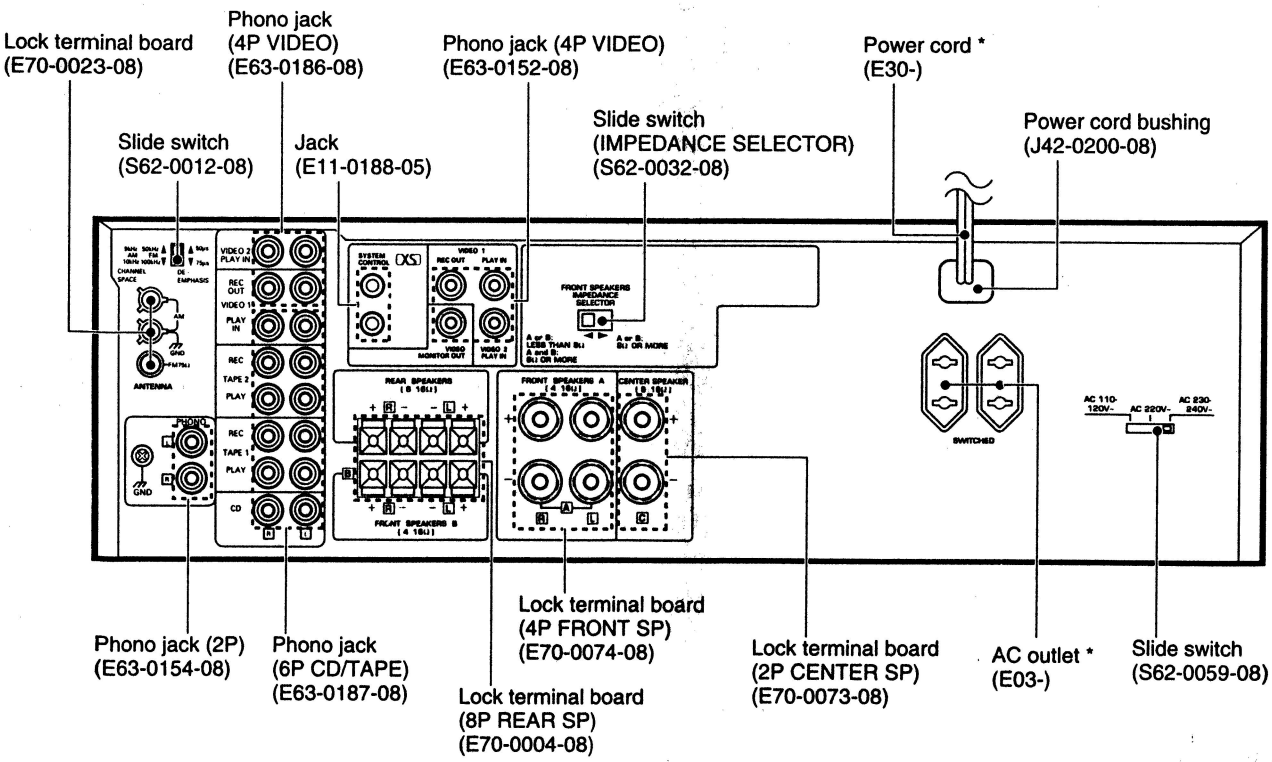

Illustration is KR-V6080(M).

*** Refer to parts list on page 50.**

CONTENTS / ACCESSORIES

Contents

CONTENTS / ACCESSORIES 2
EXTERNAL VIEW 3
CIRCUIT DESCRIPTION 4
ADJUSTMENT 10
WIRING DIAGRAM 11
PC BOARD 12
SCHEMATIC DIAGRAM 22
EXPLODED VIEW (UNIT) 49
PARTS LIST 50
SPECIFICATIONS 58

Accessories

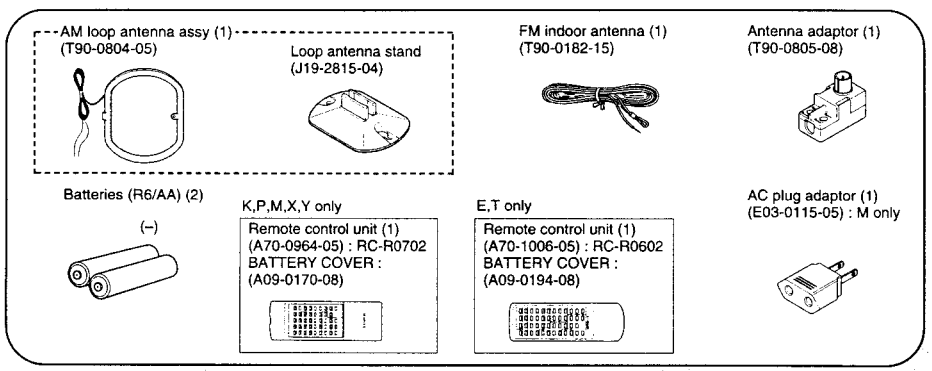

EXTERNAL VIEW

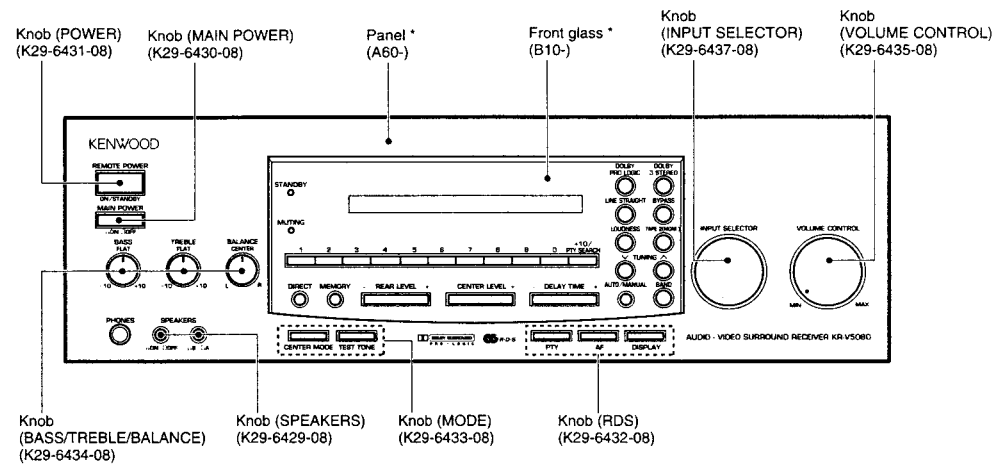

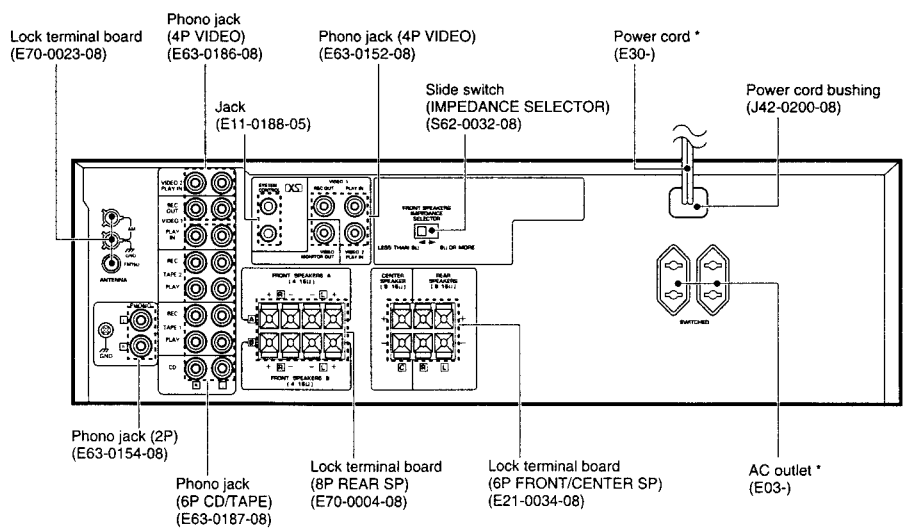

Illustration is KR-V5080(E).

*** Refer to parts list on page 50.**

CIRCUIT DESCRIPTION

1. Conditions according to the destination and model

TUNER

Destination	DIODE SW DSW2 D933	DSW1 D934	DSW0 D935	BAND	Receiving Remarks	Channel Space	IF	Reference Frequency
K1 (1700)	0	0	0	FM	87.5 MHz ~ 108.0 MHz	100 kHz	+ 10.7 MHz	50 kHz
				AM	530 kHz ~ 1700 kHz	10 kHz	+ 450 kHz	10 kHz
K2 (1610)	0	0	1	FM	87.5 MHz ~ 108.0 MHz	100 kHz	+ 10.7 MHz	50 kHz
				AM	530 kHz ~ 1610 kHz	10 kHz	+ 450 kHz	10 kHz
E1	0	1	1	FM	87.5 MHz ~ 108.0 MHz	50 kHz	+ 10.7 MHz	50 kHz
				AM	531 kHz ~ 1602 kHz	9 kHz	+ 450 kHz	9 kHz
E3 (RDS)	1	0	1	FM	87.5 MHz ~ 108.0 MHz	50 kHz	+ 10.7 MHz	50 kHz
				AM	531 kHz ~ 1602 kHz	9 kHz	+ 450 kHz	9 kHz
M	0	X	1	K2/E1 changes by only setting "DSW1". (DSW1 = 0: K2 Type, 1: E1 type)				

* DIODE SW (DSWX): 0 = Without DIODE (when static, input LOW)
1 = With DIODE (when static, input HIGH)
X = TRANSISTOR SW (0 = OFF 1 = ON)

AMP

MODEL	DIODE SW / Ref. No.	DSW 4 D931	DSW 3 D932	Surround function	IMPEDANCE SELECTOR (4/8Ω)
KR-V6080		0	1	PRO-LOGIC, 3 STEREO, THEATER LOGIC	AUTO

0: NO DIODE 1: ADD DIODE

2. KEY MATRIX

Key Matrix List [( ) : μ-com IC port]

KRTN / KSCN	KR0 (59)	KR1 (58)	KR2 (57)	KR3 (56)	KR4 (55)
KS0 (68)	7 (10 KEY)	6 (10 KEY)	1 (10 KEY)	BYPASS	LINE STRAIGHT
KS1 (67)	8 (10 KEY)	5 (10 KEY)	SP.B	TAPE2	PRO LOGIC
KS2 (66)	9 (10 KEY)	4 (10 KEY)	SP.A	DELAY +TIME	DELAY - TIME
KS3 (65)	0 (10 KEY)	AUTO	POWER ON /STAND BY	CENTER +LEVEL	CENTER - LEVEL
KS4 (64)	+10	3 (10 KEY)	MEMORY	REAR +LEVEL	REAR - LEVEL
KS5 (63)	∨ TUNING	2 (10 KEY)	—	*2 TEST TONE	THEATER *3 LOGIC
KS6 (62)	BAND	—	DIRECT	3 STEREO	LOUDNESS
KS7 (61)	*1 DISPLAY	*1 PTY	*1 AF	∧ TUNING	CENTER MODE
KS8 (60)	*4 DSW0	*4 DSW1	*4 DSW2	*3 DSW3	*3 DSW4

*1 The destination is E type only.
For another destination, there is no key. (RDS function)
*2 KR-V5080/V5580 only
*3 KR-V6080 only
*4 Used for discrimination of the destination.

KR-V5080/V5580/V6080

CIRCUIT DESCRIPTION

3. Function initial setting

① POWER OFF

② AMP system
- AUDIO SELECTOR TUNER
- IMAGE SELECTOR VIDEO 1
- SPEAKER A ON
- SPEAKER B OFF
- TAPE 2 MONITOR OFF
- LINE STRAIGHT OFF
- LOUDNESS OFF

③ TUNER system
- BAND FM
- FREQUENCY Lower limit of FM (87.5 MHz)
- TUNING MODE AUTO TUNING (AUTO STEREO)
- P. CH DISPLAY ——ch

④ SURROUND system
- MODE BYPASS (OFF)
- CENTER LEVEL 0 dB
- REAR LEVEL 0 dB
- PROLOGIC MODE NORMAL
- 3 STEREO MODE NORMAL
- DSP MODE ARENA
- PRESENCE LEVEL:
  - DSP −0 dB
  - THEATER LOGIC −4 dB
- DELAY TIME:
  - DOLBY PROLOGIC 20 ms
  - DSP 30 ms
  - THEATER LOGIC 30 ms

⑤ TEST PRESET FREQUENCY

	K1 TYPE	K2 TYPE	E TYPE
01 ch	FM 98.00 MHz	FM 98.00 MHz	FM 98.00 MHz
02 ch	FM 108.00 MHz	FM 108.00 MHz	FM 108.00 MHz
03 ch	AM 630 kHz	AM 630 kHz	AM 630 kHz
04 ch	AM 990 kHz	AM 990 kHz	AM 990 kHz
05 ch	AM 1440 kHz	AM 1440 kHz	AM 1440 kHz
06 ch	AM 1610 kHz	AM 1610 kHz	AM 1602 kHz
07 ch	AM 1700 kHz	FM 87.50 MHz	FM 87.50 MHz
08 ch	FM 87.50 MHz	FM 87.50 MHz	FM 87.50 MHz
09 ch	FM 87.50 MHz	FM 87.50 MHz	FM 87.50 MHz
10 ch	FM 89.10 MHz	FM 89.10 MHz	FM 89.10 MHz
11 ch	FM 87.50 MHz	FM 87.50 MHz	FM 87.50 MHz
12 ch	FM 90.00 MHz	FM 90.00 MHz	FM 90.00 MHz
13 ch	FM 106.00 MHz	FM 106.00 MHz	FM 106.00 MHz
14 ch	AM 530 kHz	AM 530 kHz	AM 531 kHz
15 ch	FM 87.50 MHz	FM 87.50 MHz	FM 87.50 MHz
16 ch	FM 87.50 MHz	FM 87.50 MHz	FM 87.50 MHz
17 ch	FM 87.50 MHz	FM 87.50 MHz	FM 87.50 MHz
18 ch	FM 87.50 MHz	FM 87.50 MHz	FM 87.50 MHz
19 ch	FM 87.50 MHz	FM 87.50 MHz	FM 87.50 MHz
20 ch	FM 87.50 MHz	FM 87.50 MHz	FM 87.50 MHz

The initial setting is performed in a following event:

1. **When backup memory data is destroyed when reset is applied to the microprocessor.**
2. **When the power cord is plugged in to the AC wall outlet while pressing the POWER key.**

CIRCUIT DESCRIPTION

4. TEST MODE

Setting method

Plug the power cord in the AC electrical outlet while depressing the "TUNING DOWN" key.

Cancellation method

Unplug the power cord from the AC electrical outlet.

Contents

① Starting the main unit test mode

When plug the power cord in the outlet while depressing the "TUNING DOWN" key, the test mode is entered which uses the main unit keys. At this time the following three actions occur:

- The power comes ON automatically.
- The fluorescent display and all LEDs illuminate.
- All conditions except POWER ON/OFF are initialized.

The all-illuminated state is cleared by pressing any main unit key. Also, any conditions changed during test mode are reinitialized when the test mode is cleared (by turning the AC power supply OFF).

② Automatic motor VR UP/DOWN (AMP)

Operating the "TAPE 2" key actuates the motor VR as follows: 16 seconds UP → 16 seconds DOWN → STOP. Accordingly, "TAPE 2 MONITOR" switching cannot be done during the main unit test mode.

③ Mute signal output (AMP)

No Selector MUTE (MUTE 1) control regulation is done whatsever.

④ 0 ~ 9, +10 testmode (TUNER)

a) When the +10 key is not operated, channels 1 through 9 (1 ~ 9 keys) and channel 10 (0 key) can be called.

b) When the +10 key is operated once, channels 11 through 19 (1 ~ 9 keys) and channel 20 (0 key) can be called.

c) When the +10 key is operated once more, the condition returns to that of a) above: "when the +10 key is not operated."

⑤ Operations that can only be done by remote control

a) AMP system: NONE

b) TUNER system: NONE

c) SURROUND system

"P. CH CALL" key: Same operation as the "CENTER MODE" key.

"DIRECT" key: Same operation as "TEST TONE" key.

- Naturally enugh, "P. CH CALL" "DIRECT" operation cannot be carried out.

⑥ During the test mode, because there is no 4/8 switching input status display, the fluorescent "SPEAKERS" display is substituted instead.

(4/8 = Light on/Light off) As a result, please be careful concerning illumination of "SPEAKERS" during the test mode.

⑦ Cancellating the main unit test mode

When the power cord unplug in the AC outlet during the main unit test mode, the test mode is cancelled and the initial condition restored.

CIRCUIT DESCRIPTION

5. Microprocessor : μPD78044AGF051 / μPD78044AGF075 (X14: IC1)

① Microprocessor periphery block diagram

μPD78044GF-051 [K, P, M, X, Y type]
μPD78044GF-075 [E, T type]

DESTINATION	KR-V6080			KR-V5580				KR-V5080	
REF NO	K,P	M,Y	X	T,E	K,P	M	X	T,E	X
IC901 μPD78044AGF-051	YES	YES	YES	NO	YES	YES	YES	NO	YES
IC901 μPD78044AGF-075	NO	NO	NO	YES	NO	NO	NO	YES	NO

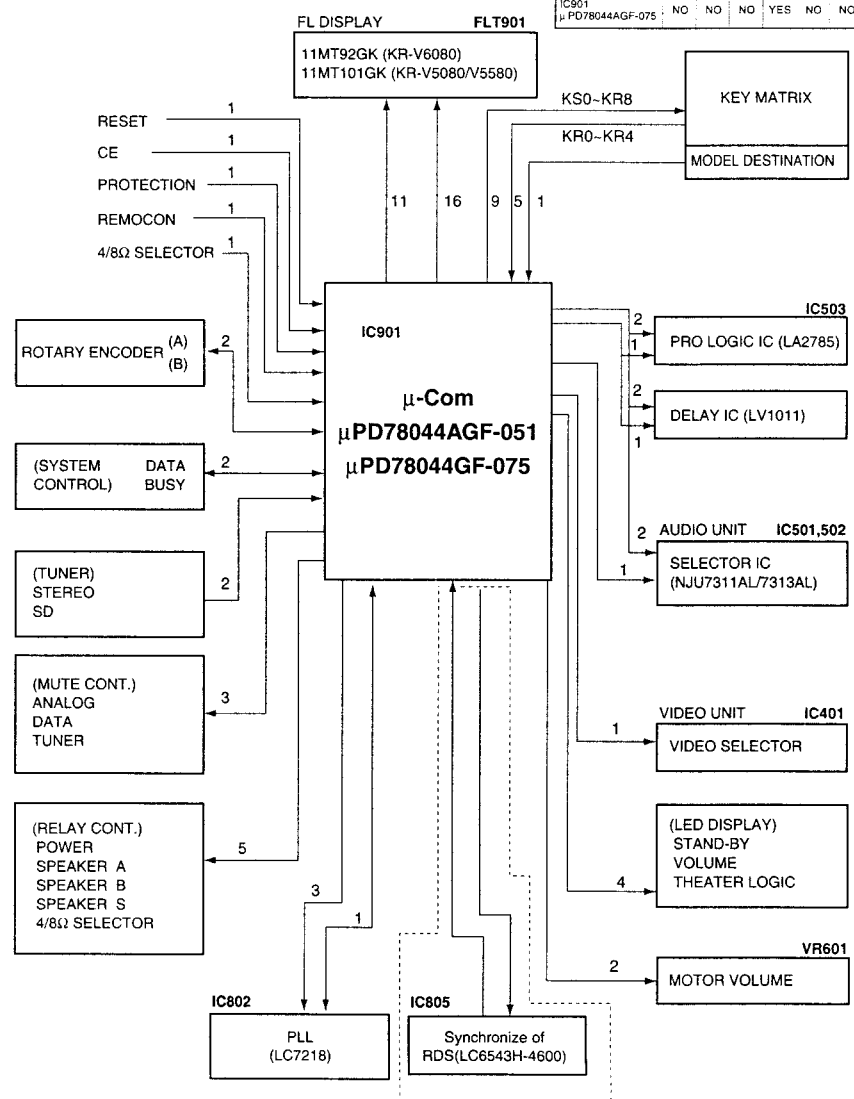

: μPD78044GF-075 ONLY

CIRCUIT DESCRIPTION

② Pin description

For pin numbers marked by an asterisk(*) the upper row is μPD78044AGF 075 and the lower (☐) row is μPD78044GF051.

Pin No.	μ-Com No.	Port I/O	Name	Description		
1		O	GRID 6	FL Grid 6		
2		O	GRID 7	FL Grid 7		
3		O	GRID 8	FL Grid 8		
4		O	GRID 9	FL Grid 9		
5		O	GRID 10	FL Grid 10		
6		O	GRID 11	FL Grid 11		
7		O	GRID 1	FL Grid 1		
8		—	Vdd	Microprocessor power supply		
9		O	CLOCK (COMMON)	Clock for control IC (ANALOG SW/PLL IC/DSP)		
10		O	DATA (COMMON)	Data for control IC (ANALOG SW/PLL IC/DSP)		
11		O	DSP/DELAY ST.	DSP IC Strobe for control (LA2785/LV1011)		
12		O	SELECTOR ST.	Strobe for control selector IC		
13		O	POWER RELAY	Power relay control	H : POWER ON	L : POWER OFF
14		O	SPEAKER B RELAY	Speaker B relay control	H : SP B ON	L : SP B OFF
15		O	SPEAKER A RELAY	Speaker A relay control	H : SP A ON	L : SP A OFF
16		O	SPEAKER S RELAY	Surround speaker relay control	H : SP S ON	L : SP S OFF
17		I	$\overline{\text{RESET}}$	Microprocessor reset		
18		O	$\overline{4}$/8 CHANGEOVER RELAY	TAP control (KR-V6080 only)	H : HIGH TAP	L : LOW TAP
19		O	VIDEO $\overline{1}$/2 SELECTOR	VIDEO Selector	H : VIDEO 2	L : VIDEO 1
20		—	AVss	A/D power supply (GND)		
21		I	CE	Microprocessor CE		
22		O	$\overline{\text{TUNER MUTE}}$	TUNER MUTE control	H : MUTE OFF	L : MUTE ON
23		I	$\overline{\text{STEREO}}$	Stereo signal detection	H : MONORAL	L : STEREO
24		I	$\overline{\text{SIGNAL DETECT}}$	Synchronized signal detection	H : NO TUNED	L : TUNED
25		I	IF COUNT(PLL)	IF COUNT Data (PLL DO)		
26		O	CE(PLL)	PLL CE		
*27	μPD78044AGF051	O		Unused		
*27	μPD78044GF075	O	ATT(RDS)	Atineter control		
*28	μPD78044AGF051	O		Unused		
*28	μPD78044GF075	O	SIGNAL LEVEL(RDS)	SIGNAL LEVEL (AD)		
29		—	AVdd	A/D Power supply		
30		—	AVref	&D Reference voltage (+5V)		
31		I	PROTECT	Protection detection	H : PROTECTION	L : NORMAL
32		—	OPEN			
33		—	Vss	Microprocessor power supply(GND)		
34		I	X1	4.19 MHz Oscillator		
35		O	X2	4.19 MHz Oscillator		
36		I	ENC_B	Encoder input B		
37		I	ENC_A	Encoder input A		
38		O	VOLUME LED	VOLUME LED control	H : LED OFF	L : LED ON
39		O	VOLUME UP	MOTOR VOLUME control (UP)		
40		O	VOLUME DOWN	MOTOR VOLUME control (DOWN)		
41		I/O	S.DATA	8 bit system DATA		

CIRCUIT DESCRIPTION

For pin numbers marked by an asterisk(*) the upper row is μPD78044AGF 075 and the lower (☐) row is μPD78044GF51.

Pin No.	μ-Com No.	Port I/O	Name	Description		
42		I/O	S.BUSY	8 bit system BUSY		
*43	μPD78044AGF051	O		Unused		
*43	μPD78044GF075	O	RES(RDS)	RDS Reset		
*44	μPD78044AGF051	O		Unused		
*44	μPD78044GF075	O	CLK(RDS)	RDS Clock		
*45	μPD78044AGF051	O	Unused			
*45	μPD78044GF075	O	DATA(RDS)	RDS Data		
*46	μPD78044AGF051	O		Unused		
*46	μPD78044GF075	O	START(RDS)	RDS Start		
47		I	REMOCON	Remote control input		
48		–	GND			
49		O	STAND-BY (LED)	STAND-BY LED Control	H : LED OFF	L : LED ON
50		O	THEATER LOGIC(LED)	THEATER LOGIC LED Control	H : LED OFF	L : LED ON
51		O	D MUTE	DATA MUTE		
52		–	Vdd	Microprocessor power supply		
53		O	$\overline{\text{MUTE}}$	Selector MUTE control	H : MUTE OFF	L : MUTE ON
54		I	4/8 SELECTOR IN	Speaker impedance changeover	H : 4Ω	L : 8Ω
55~59		I	KR 4~0	Key return 4~0		
60~68		O	SEG 16~8/KS 8~0	FL Segment 16~8/key scan 8~0		
69,70		O	SEG 1,2	FL Segment 1,2		
71		–	Vload	FL Driver power supply (-30V)		
72~76		O	SEG 3~7	FL Segment 3~7		
77~80		O	GRID 2~5	FL Grid 2~5		

KR-V5080/V5580/V6080

ADJUSTMENT

No.	ITEM	INPUT SETTINGS	OUTPUT SETTINGS	TUNER SETTINGS	ALIGNMENT POINTS	ALIGN FOR	FIG.
FM SECTION (E,T type)		**SELECTOR : FM**					
1	DISCRIMINATOR	(A) 98.0MHz 1kHz, ±40kHz dev. (E,T type) 60dBμ (ANT input)	Connect a DC voltmeter between TP801 and TP802	AUTO or MONO 98.0MHz	L804 (TUNER UNIT)	0V	(a)
2	DISTORTION (STEREO)	(C) 98.0MHz 1kHz, ±40kHz dev. Pilot: ±6kHz dev. (E,T type) 60dBμ (ANT input)	(B)	AUTO 98.0MHz	IFT (FM FRONT END)	Minimum distortion.	
AUDIO SECTION		**SPEAKER : ON**					
1	IDLE CURRENT	—	(E) Connect a DC Volumeter across TP01 (L) TP02 (R)	Volume : 0	VR101 (L) VR102 (R)	10mV ±0.2mV KR-V6080 KR-V5080/V5580 4mV ±0.2mV	(b)

(a)

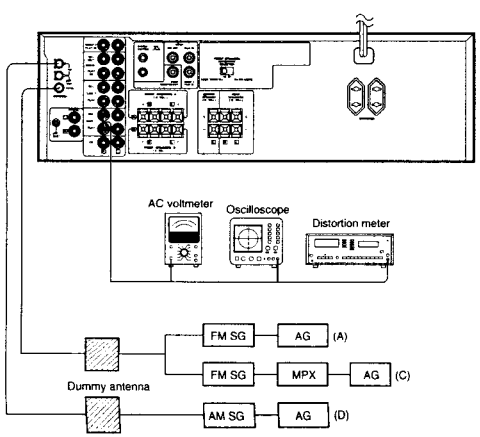

(b)

System connections

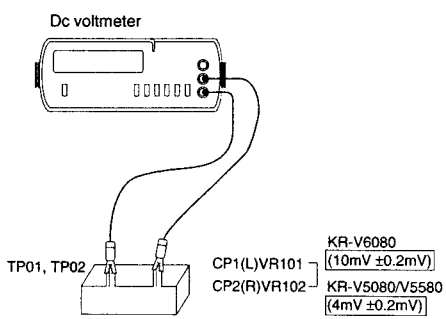

KR-V5080/V5580/V6080

WIRING DIAGRAM

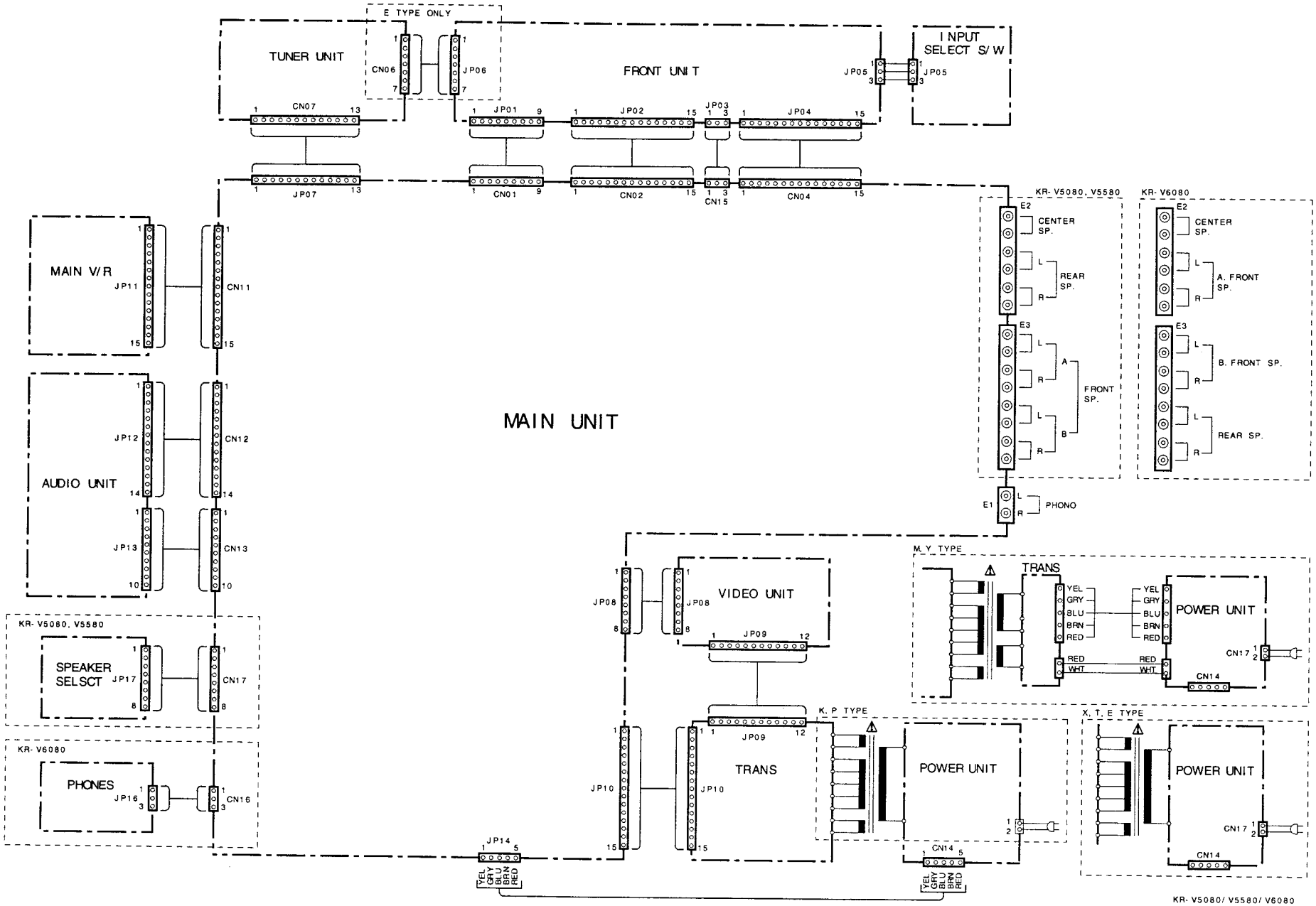

PC BOARD (Component side view)

TUNER UNIT

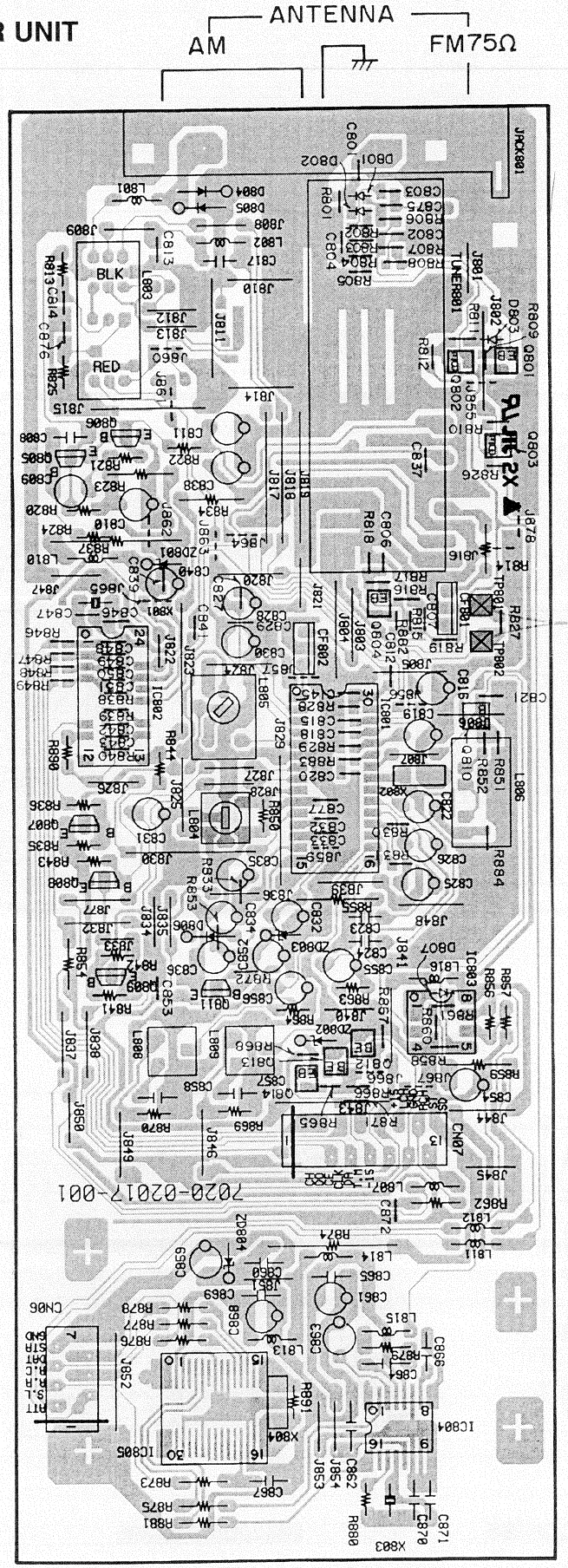



Refer to the schematic diagram for the values of resistors and capacitors.

PC BOARD (Component side view)

AUDIO UNIT

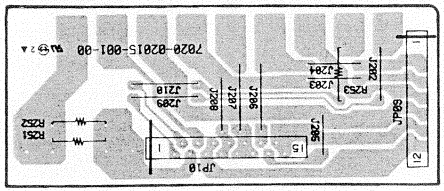

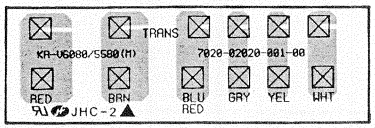

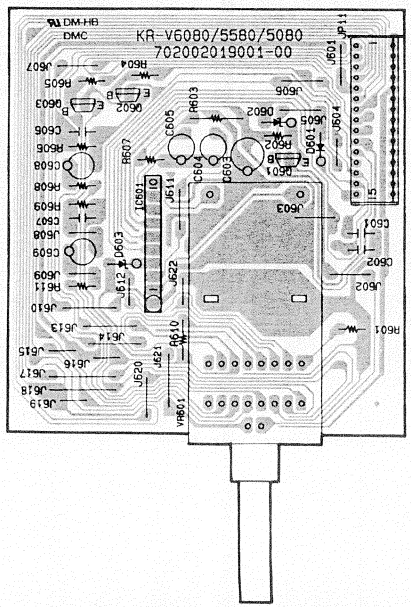

VOLUME CONTROL

Refer to the schematic diagram for the values of resistors and capacitors.

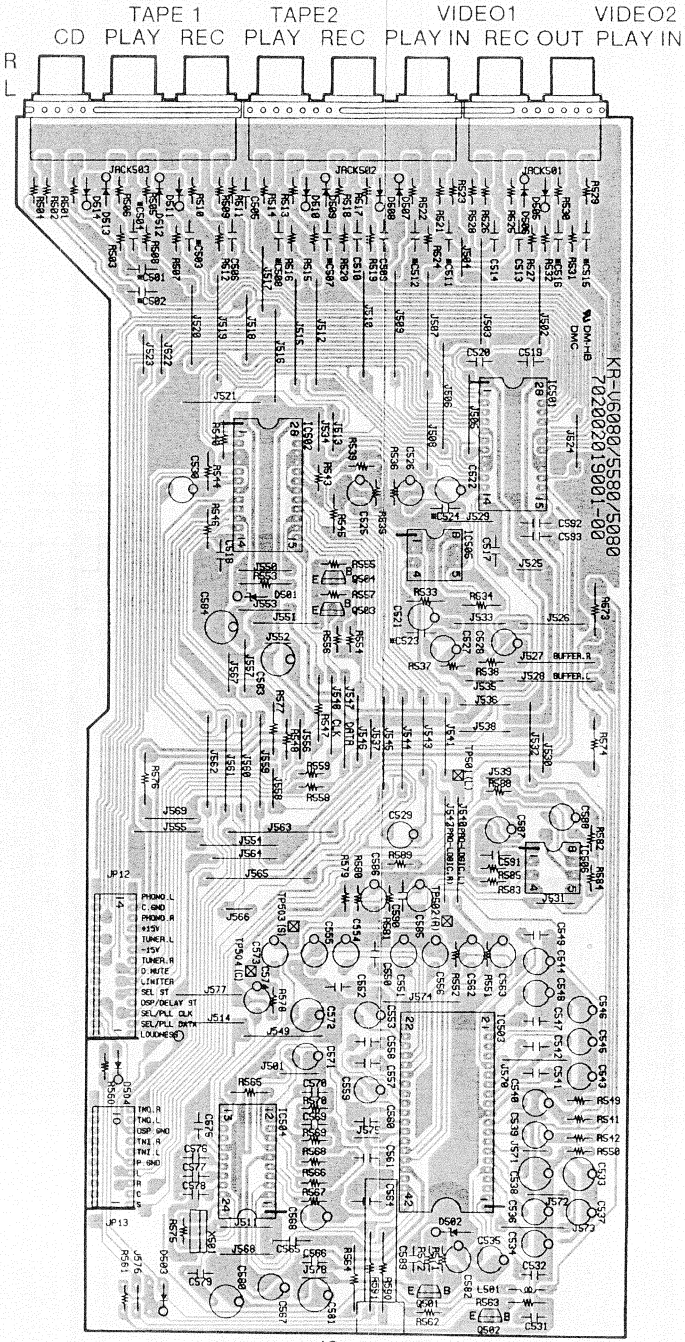

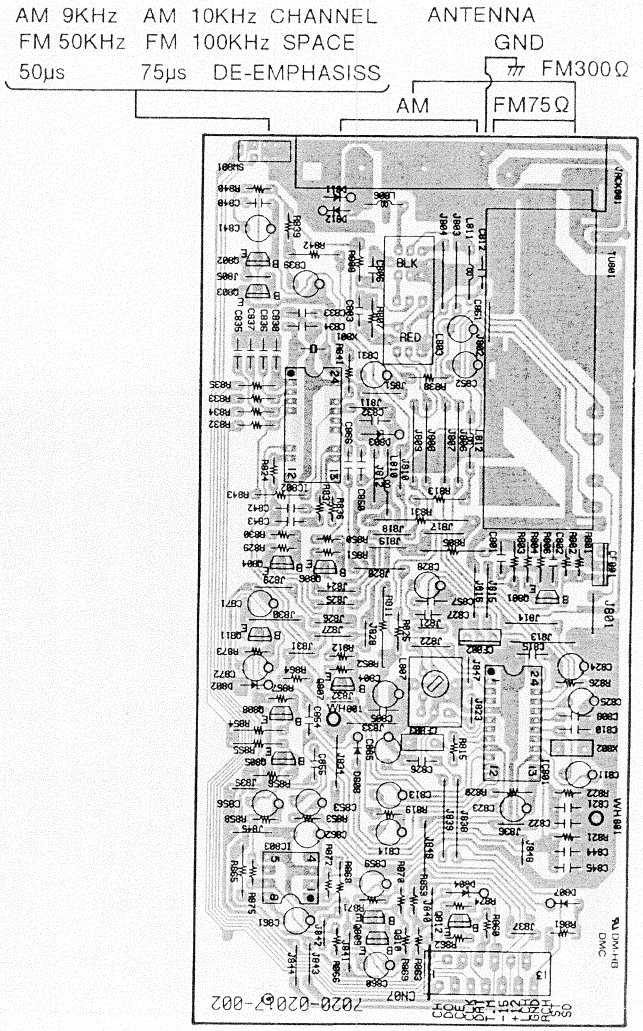

FRONT

PC BOARD (Component side view)

FRONT UNIT

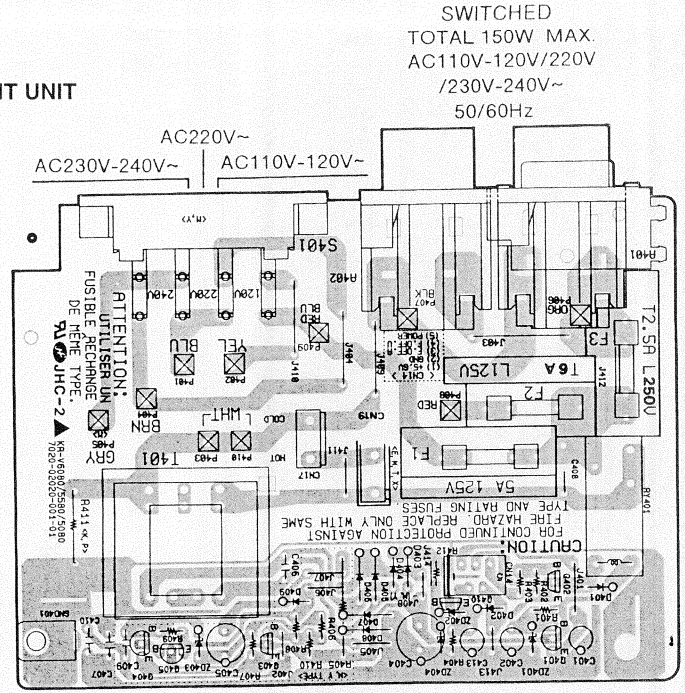

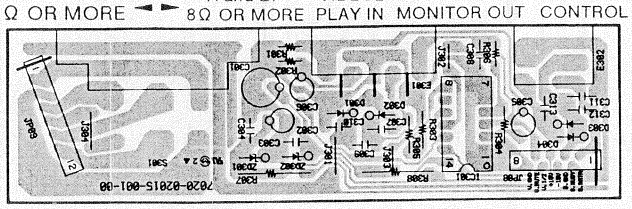



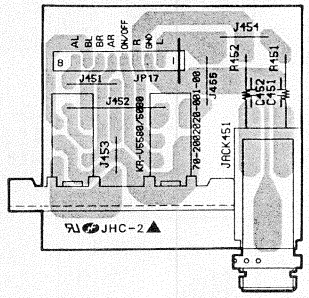

PHONES

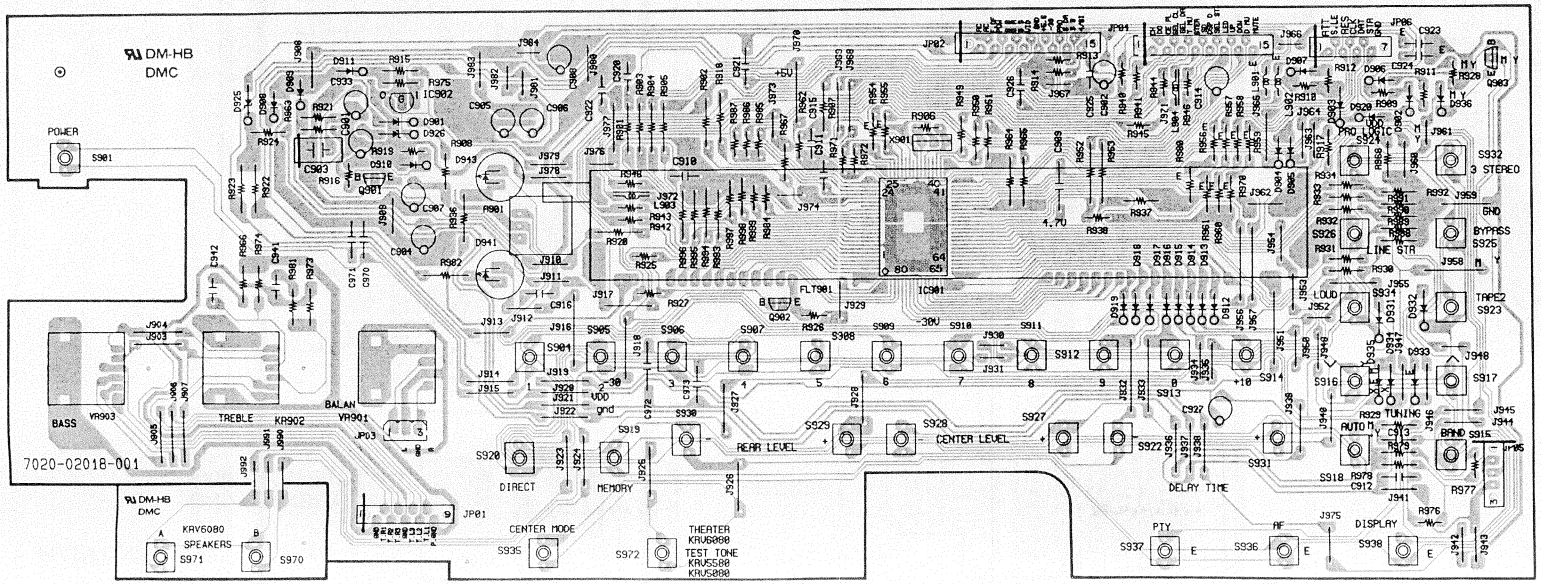

FRONT

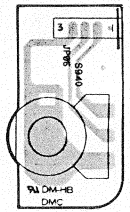

INPUT SELECTOR

Refer to the schematic diagram for the values of resistors and capacitors.

PC BOARD (Component side view)

MAIN UNIT

ON / STANDBY
MAIN POWER

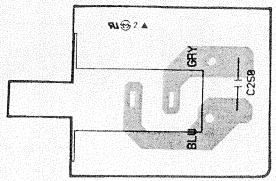

PHONES

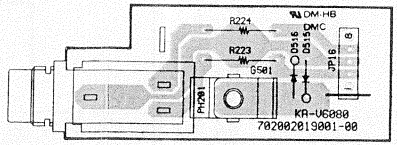

(b) Idle current : 4mV ± 0.2mV
DC Voltmeter

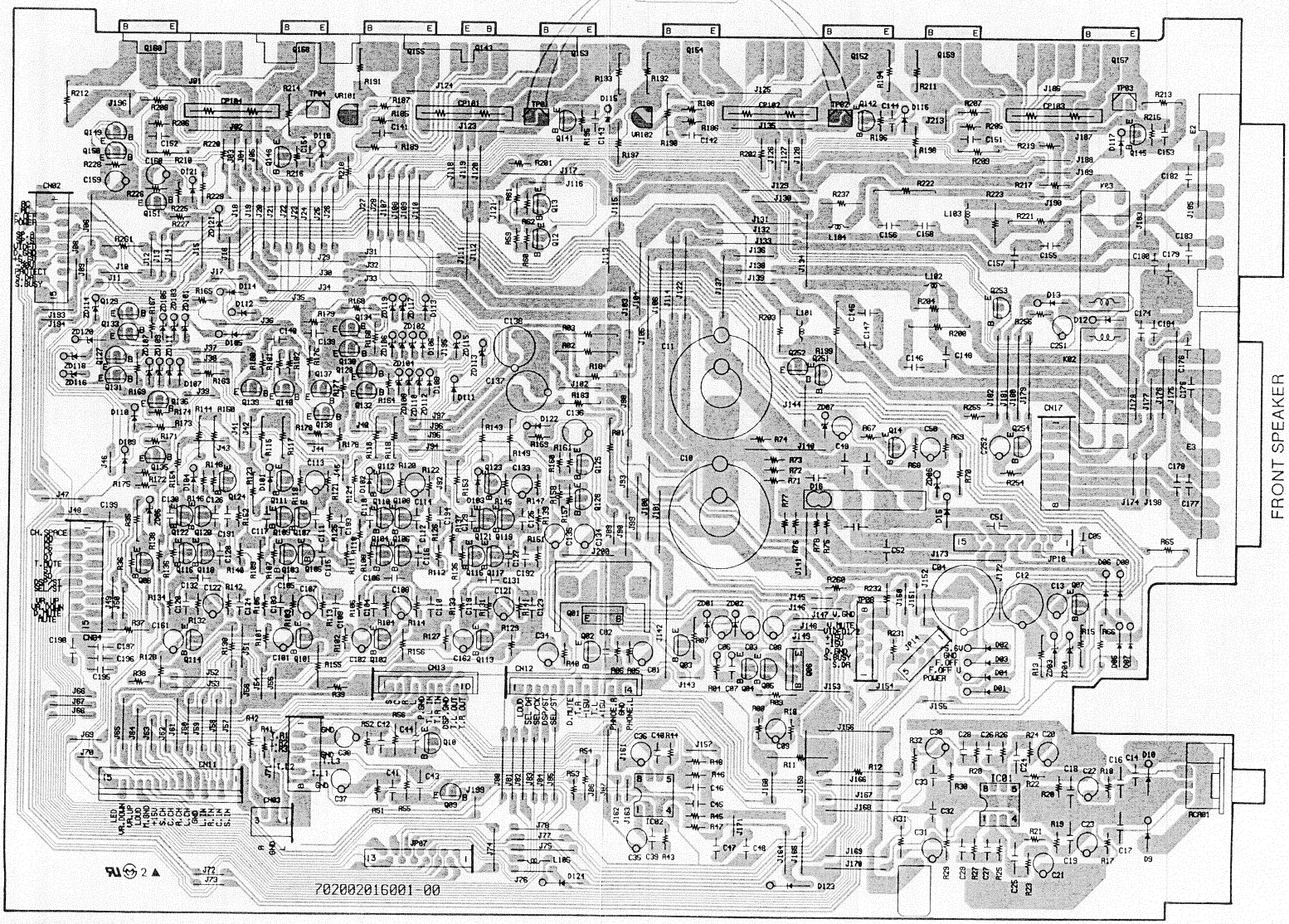

Refer to the schematic diagram for the values of resistors and capacitors.

PC BOARD (Component side view)

MAIN UNIT

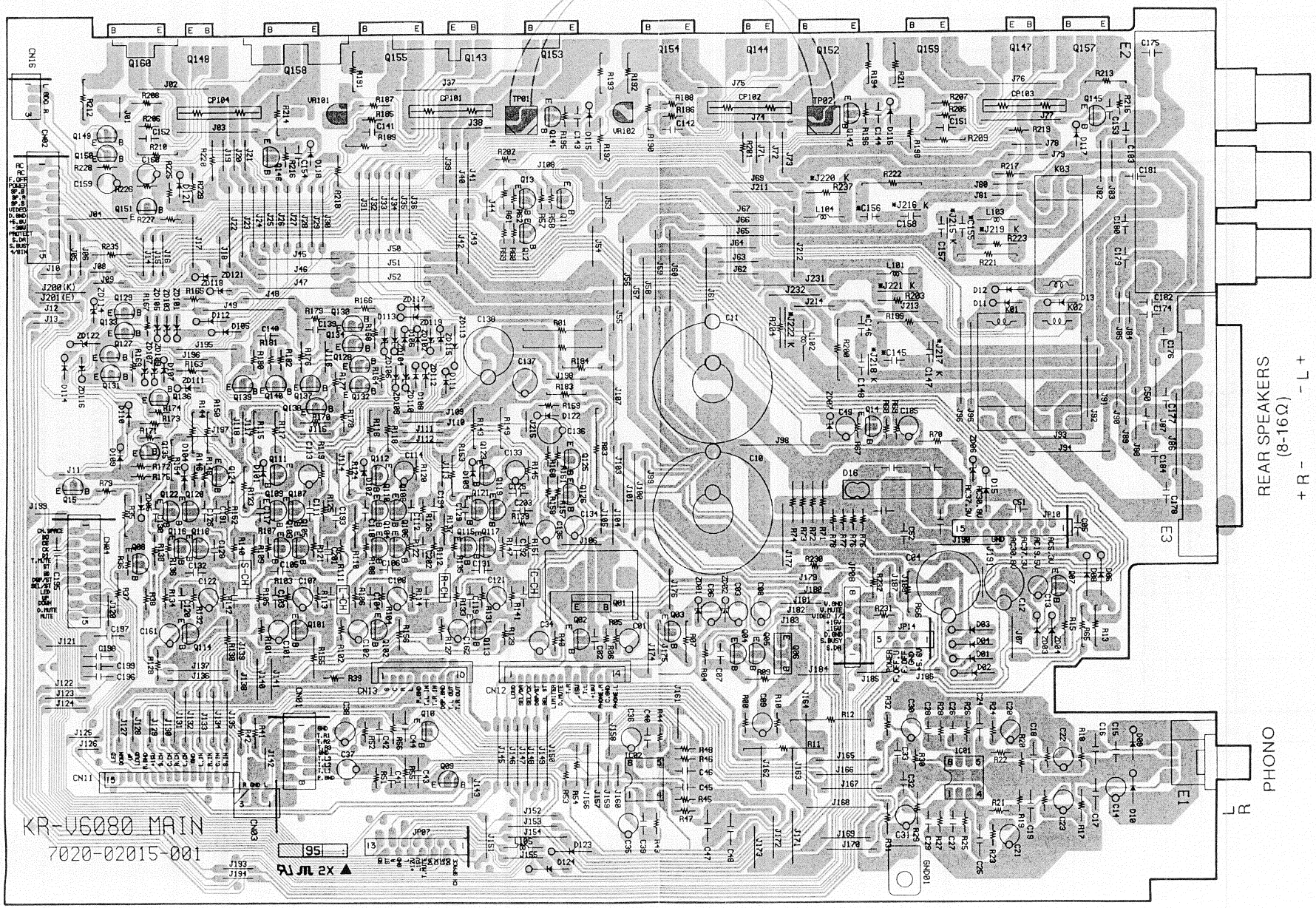

Refer to the schematic diagram for the values of resistors and capacitors.

TUNER UNIT WP4187K0(K, P) WP4187K1(M, Y) WP4187K2(X)

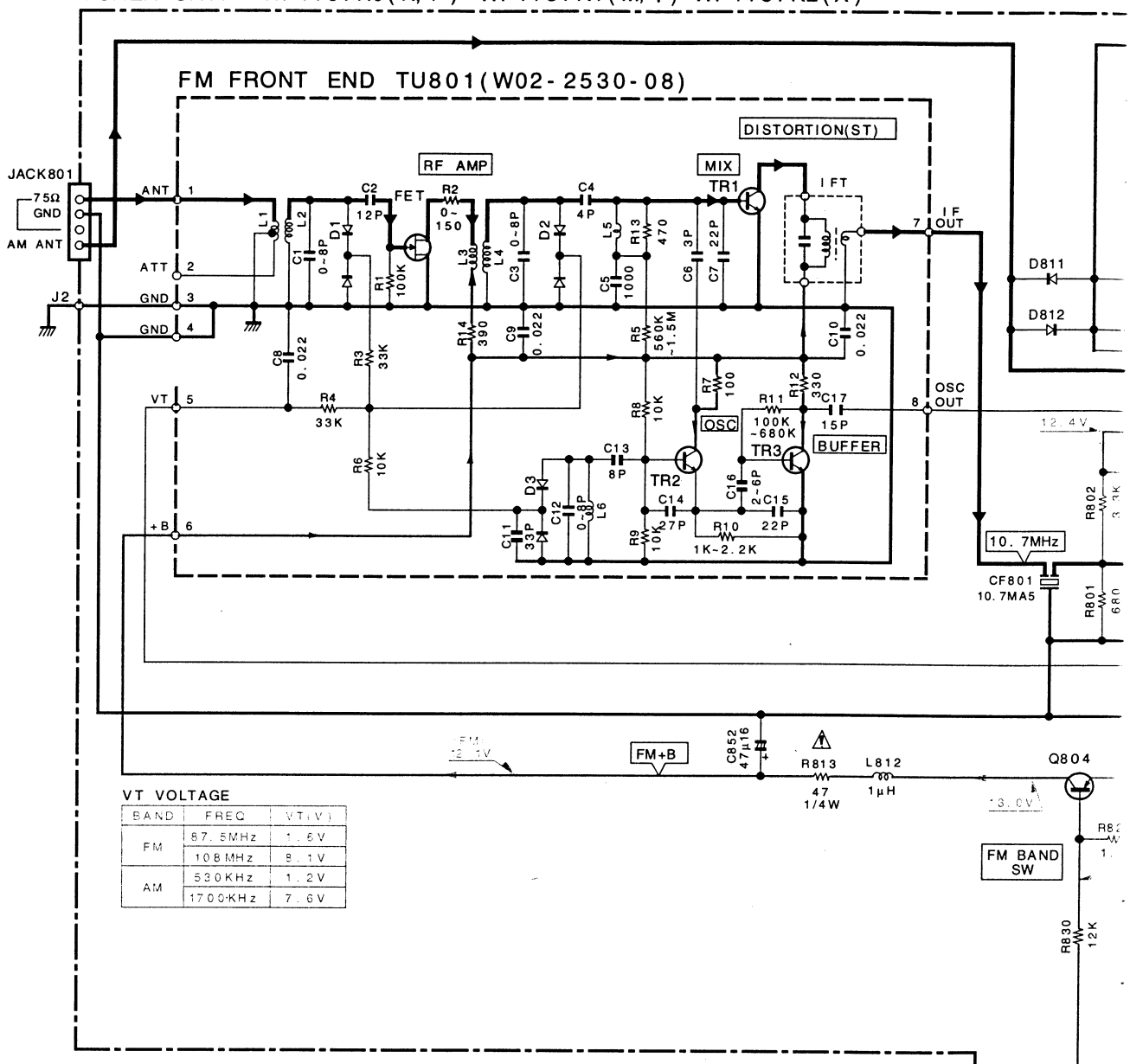

VT VOLTAGE

BAND	FREQ	VT(V)
FM	87.5MHz	1.6V
	108MHz	8.1V
AM	530KHz	1.2V
	1700KHz	7.6V

IC801	: LA1831
IC802	: LC7218
IC803	: NJU4565DD
Q801	: 2SC3194O
Q802	: 2SC1845F
Q803, 805, 807~810	: 2SC1740S-R
Q811	: 2SC3205Y
Q804, 806, 812	: 2SA933S
D802	: MTZJ8.2B
D803	: RD5.1ES(B2)
D804	: MTZJ3.3B
D807, 808, 811, 812	: 1SS133

MODEL NAME	DESTNATION		UNIT NO.	C821, C844	C822 C845	C854, C855, R854~R857 Q805, Q808, SW801
	COUNTRY	ABB.				
KR-V6080	U.S.A CANADA	K P	WP4187K0	0.012	YES	NO
	GENERAL MARKET PX	M Y	WP4187K1	0.015	NO	YES
	AUSTRALIA	X	WP4187K2			NO
KR-V5080	AUSTRALIA	X				
KR-V5580	U.S.A PX	K P	WP4187K0	0.012	YES	
	GENERAL MARKET	M	WP4187K1	0.015	NO	YES
	AUSTRALIA	X	WP4187K2			NO

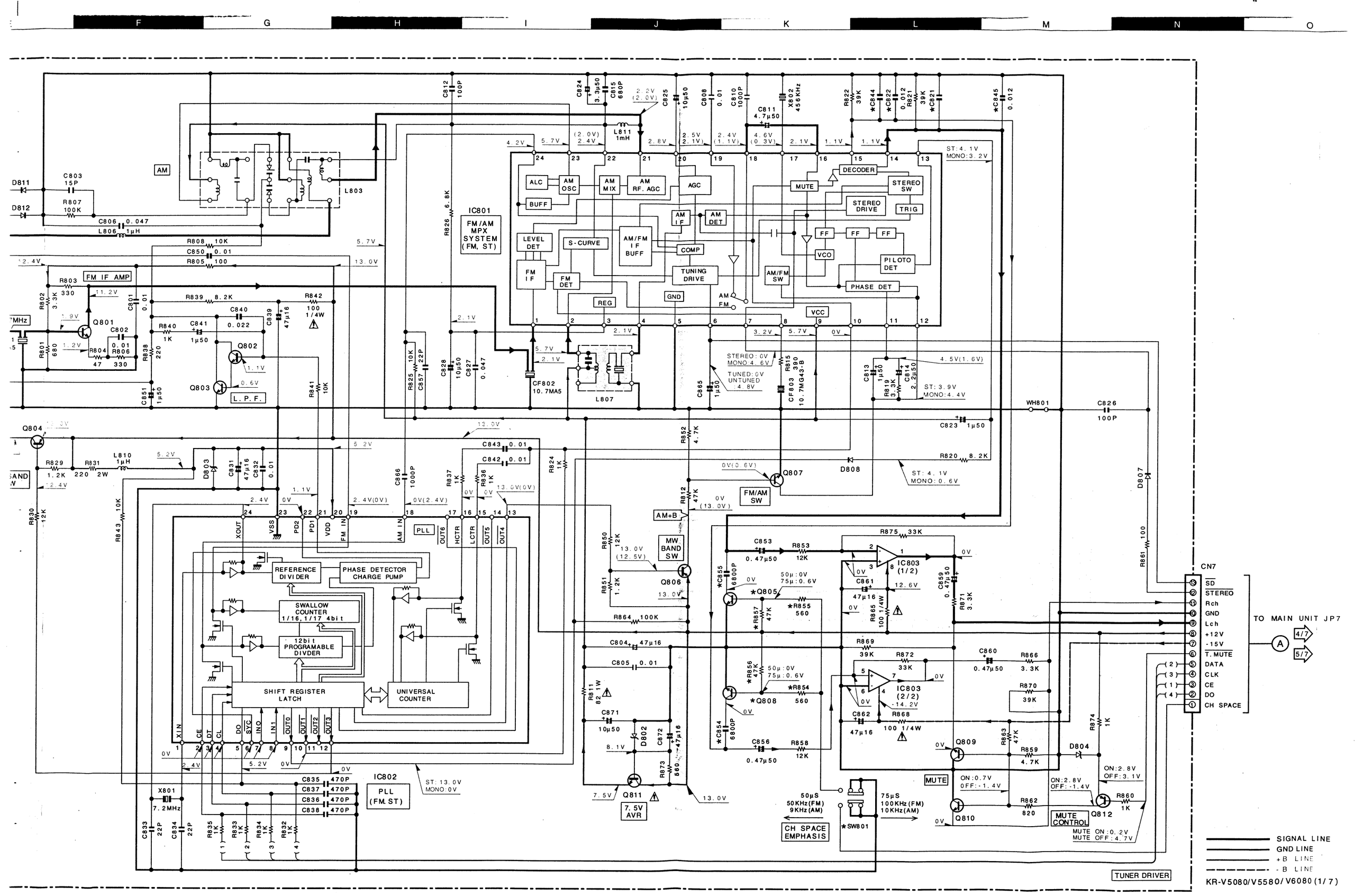

KR-V5080/V5580/V6080 (1/7)

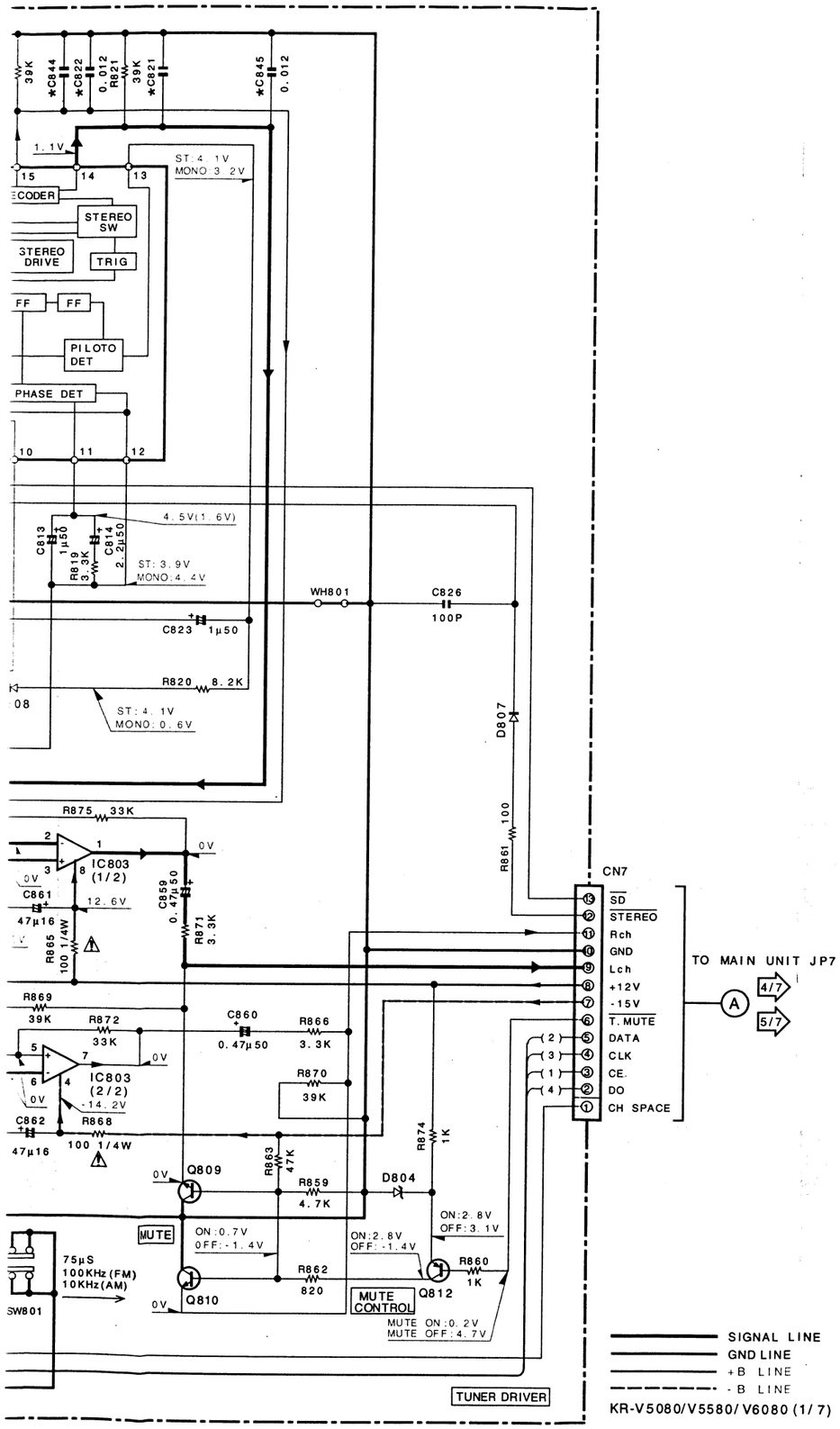

KR-V5080/V5580/V6080 (1/7)

CAUTION: *For continued safety, replace safety critical components only with manufacturer's recommended parts (refer to parts list). ⚠ indicates safety critical components. For continued protection against risk of fire, replace only with same type and rating fuse(s). To reduce the risk of electric shock, leakage-current or resistance measurements shall be carried out (exposed parts are acceptably insulated from the supply circuit) before the appliance is returned to the customer.*

The DC voltage is an actual reading measured with a high impedance type voltmeter as the AM/FM signal generator is specified to the conditions as shown in the list below. The measurement value may vary depending on the measuring instruments used or on the product. The value shown in ( ) is actual reading measured in the AM mode.

MODE	CARRIER	MODULATION		ANT INPUT
		FREQUENCY	DEVIATION	
FM	98MHz	1kHz	STEREO 67.5kHz 7.5kHz(Pilot)	60dB
AM	1000(999)kHz	400Hz	MONO 30% MOD	60dB

2SC2878

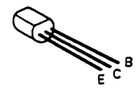

DTA114ES
DTA124ES
DTC114ES
DTC144ES
2SA933S

2SC1740S-R
2SC1740SR

2SA1037K
2SC2412K

NJM2279D

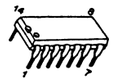

NJM4580D-D

LA2785

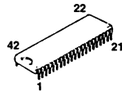

Y05-3192-70

KR-V5080/V5580/V6080

KENWOOD

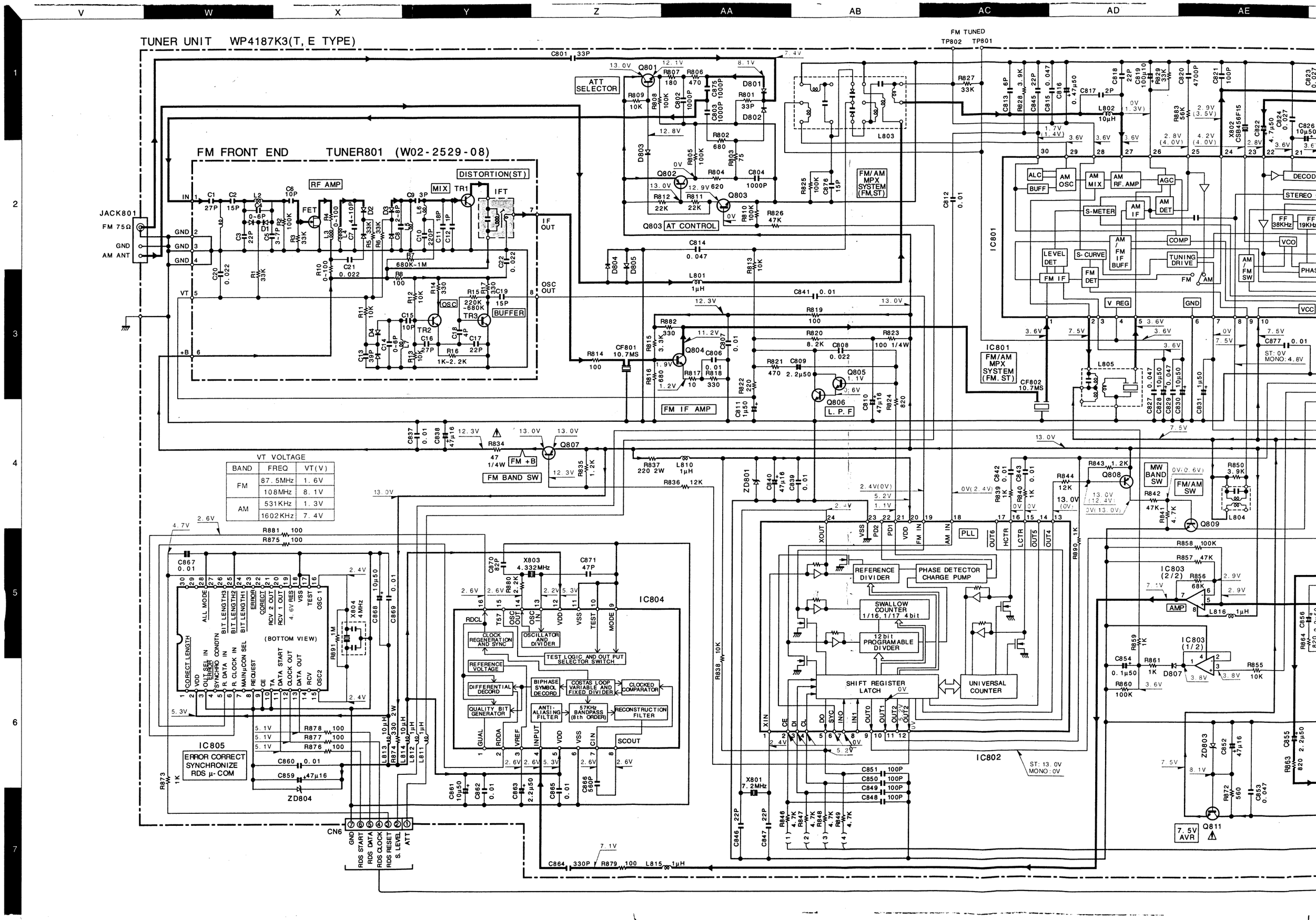
TUNER UNIT WP4187K3(T, E TYPE)
FM FRONT END TUNER801 (W02-2529-08)
JACK801
FM 75Ω
GND
AM ANT
RF AMP
MIX
DISTORTION(ST)
IFT
IF OUT
OSC OUT
OSC
BUFFER
ATT SELECTOR
AT CONTROL
FM IF AMP
L. P. F
FM +B
FM BAND SW
FM/AM MPX SYSTEM (FM,ST)
IC801
FM/AM MPX SYSTEM (FM. ST)
FM TUNED
TP802
TP801
CF801 10.7MS
CF802 10.7MS
ALC
BUFF
AM OSC
AM MIX
AM RF. AMP
AGC
S-METER
AM IF
AM DET
COMP
LEVEL DET
S-CURVE
AM / FM IF BUFF
TUNING DRIVE
FM IF
FM DET
V REG
GND
VCC
DECOD
STEREO
VCO
PHAS
FM
AM
AM / FM SW
ST: 0V
MONO: 4.8V
VT VOLTAGE
BAND
FREQ
VT(V)
FM
87.5MHz
1.6V
108MHz
8.1V
AM
531KHz
1.3V
1602KHz
7.4V
IC805
ERROR CORRECT SYNCHRONIZE RDS μ-COM
(BOTTOM VIEW)
CORECT LENGTH
VDD
OUT SEL IN
SYNCHRO
R. DATA IN
R. CLOCK IN
MAIN μCON SEL
REQUEST
CE
TA
DATA START
CLOCK OUT
DATA OUT
RCV
OSC2
ALL MODE
BIT LENGTH3
BIT LENGTH2
BIT LENGTH1
ERROR
CORECT
RCV 2 OUT
RCV 1 OUT
4.6V RES
VSS
TEST
OSC 1
ZD804
CN6
GND
RDS START
RDS DATA
RDS CLOCK
RDS RESET
S. LEVEL
ATT
IC804
X803 4.332MHz
X804 4MHz
RDCL
CLOCK REGENERATION AND SYNC
OSCILLATOR AND DIVIDER
TEST LOGIC AND OUT PUT SELECTOR SWITCH
REFERENCE VOLTAGE
DIFFERENTIAL DECORD
BIPHASE SYMBOL DECORD
COSTAS LOOP VARIABLE AND FIXED DIVIDER
CLOCKED COMPARATOR
QUALITY BIT GENERATOR
ANTI-ALIASING FILTER
57KHz BANDPASS (8th ORDER)
RECONSTRUCTION FILTER
SCOUT
IC802
PLL
REFERENCE DIVIDER
PHASE DETECTOR CHARGE PUMP
SWALLOW COUNTER 1/16, 1/17 4bit
12bit PROGRAMABLE DIVDER
SHIFT REGISTER LATCH
UNIVERSAL COUNTER
X801 7.2MHz
ST: 13.0V
MONO: 0V
MW BAND SW
FM/AM SW
IC803 (2/2)
IC803 (1/2)
AMP
7.5V AVR

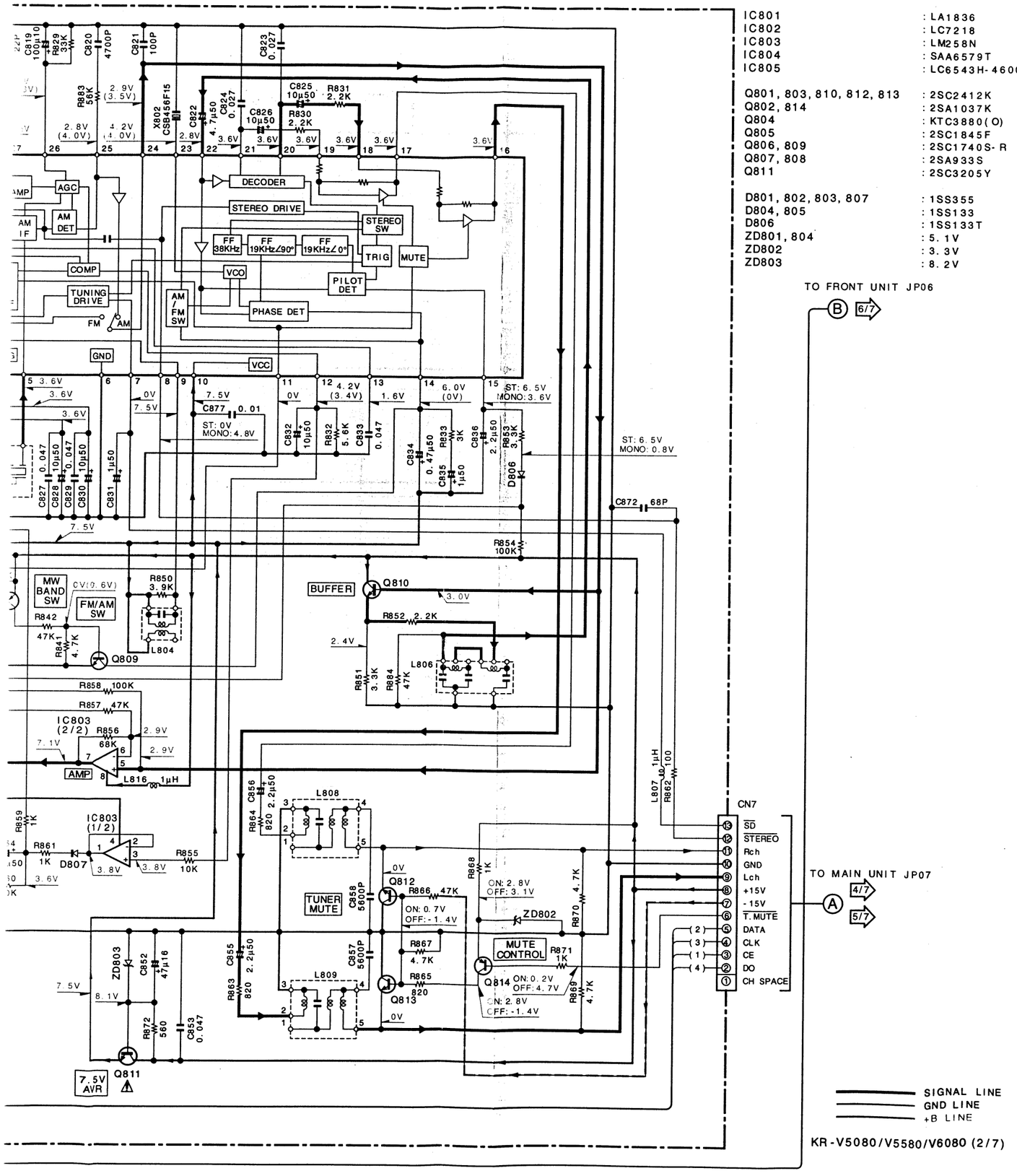

IC801	: LA1836
IC802	: LC7218
IC803	: LM258N
IC804	: SAA6579T
IC805	: LC6543H-4600
Q801, 803, 810, 812, 813	: 2SC2412K
Q802, 814	: 2SA1037K
Q804	: KTC3880(O)
Q805	: 2SC1845F
Q806, 809	: 2SC1740S-R
Q807, 808	: 2SA933S
Q811	: 2SC3205Y
D801, 802, 803, 807	: 1SS355
D804, 805	: 1SS133
D806	: 1SS133T
ZD801, 804	: 5.1V
ZD802	: 3.3V
ZD803	: 8.2V

CAUTION: *For continued safety, replace safety critical components only with manufacturer's recommended parts (refer to parts list). ⚠ indicates safety critical components. For continued protection against risk of fire, replace only with same type and rating fuse(s). To reduce the risk of electric shock, leakage-current or resistance measurements shall be carried out (exposed parts are acceptably insulated from the supply circuit) before the appliance is returned to the customer.*

The DC voltage is an actual reading measured with a high impedance type voltmeter as the AM/FM signal generator is specified to the conditions as shown in the list below. The measurement value may vary depending on the measuring instruments used or on the product. The value shown in ( ) is actual reading measured in the AM mode.

MODE	CARRIER	MODULATION		ANT INPUT
		FREQUENCY	DEVIATION	
FM	98MHz	1kHz	STEREO 67.5kHz 7.5kHz(Pilot)	60dB
AM	1000(999)kHz	400Hz	MONO 30% MOD	60dB

SAA6579T

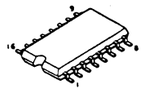

LA1831

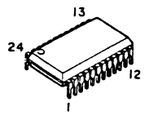

UPD78044AGF051

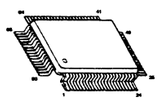

BA6209N

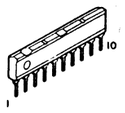

LC7218
LV1011

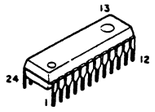

NJU7311AL
NJU7313AL

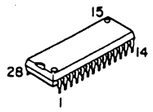

KR-V5080/V5580/V6080 (2/7)

Y05-3192-70

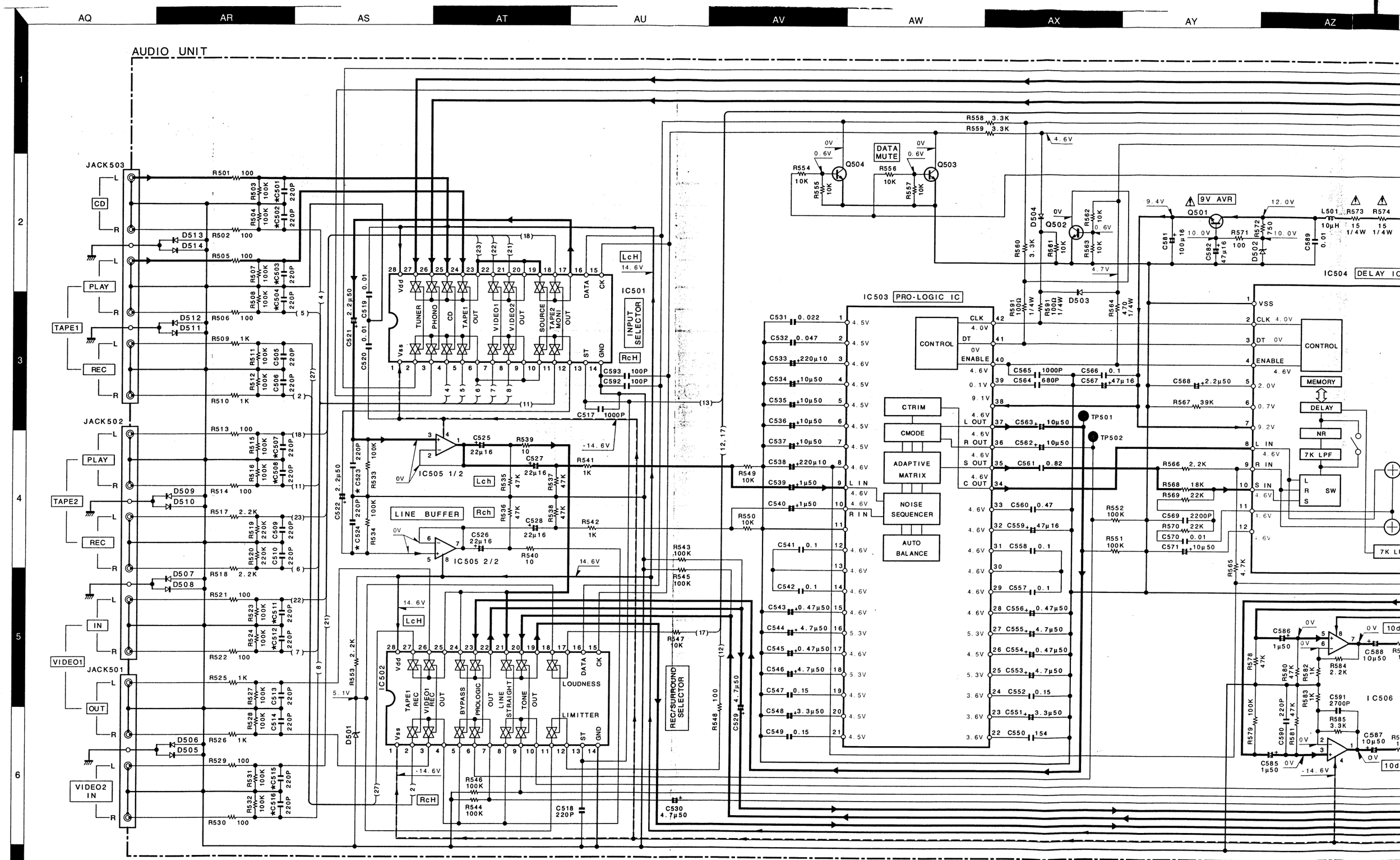

CAUTION: *For continued safety, replace safety critical components only with manufacturer's recommended parts (refer to parts list). ⚠ indicates safety critical components. For continued protection against risk of fire, replace only with same type and rating fuse(s). To reduce the risk of electric shock, leakage-current or resistance measurements shall be carried out (exposed parts are acceptably insulated from the supply circuit) before the appliance is returned to the customer.*

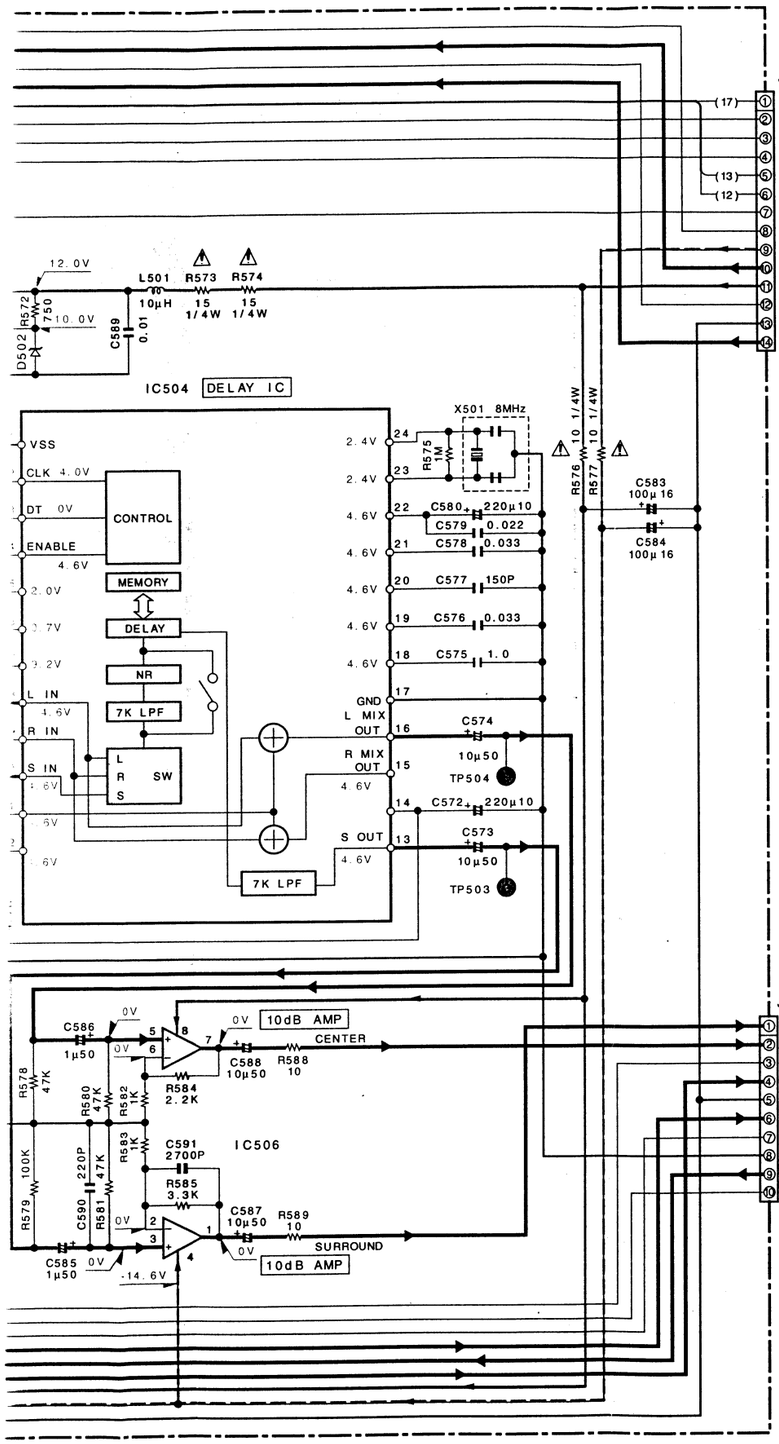

MODEL NAME	DESTINATION		C501~504, 507, 508, 511, 512, 515, 516 523, 524
	COUNTRY	ABB.	
KR-V6080	U. S. A.	K	NO
	CANADA	P	
	GENERAL MARKET	M	
	PX	Y	
	AUSTRALIA	X	
	ENGLAND	T	YES
	EUROPE	E	
KR-V5580	U. S. A.	K	NO
	CANADA	P	
	GENERAL MARKET	M	
	AUSTRALIA	X	
KR-V5080	ENGLAND	T	YES
	EUROPE	E	
	AUSTRALIA	X	NO

IC501 : NJU7313AL
IC502 : NJU7311AL
IC503 : LA2785
IC504 : LV1011
IC505 : NJM4580D-D
IC506 : NJM4580D-D

Q501 : KTC3205
Q502~504 : 2SC1740S

D501 : MTZ5.1B
D502 : MTZ10B
D503, 504 : 1SS133
D505~514 : 1SS133T

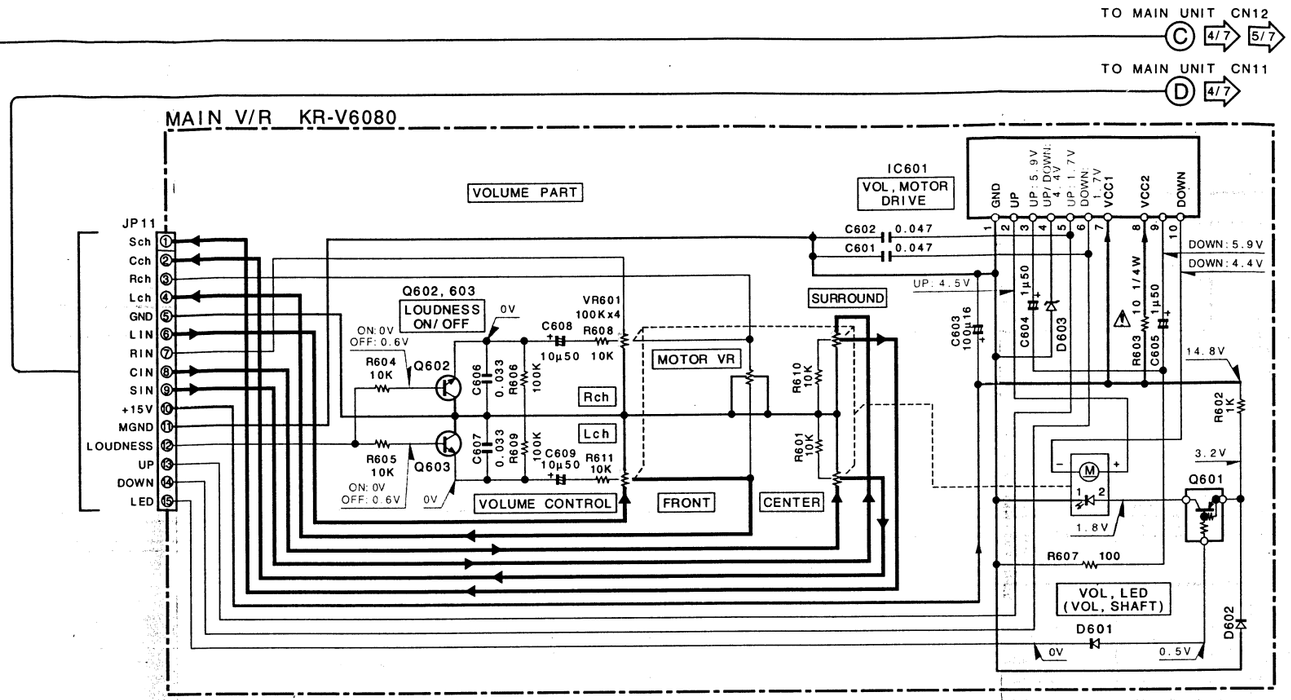

IC601 : BA6209
Q601 : A124ES
Q602, 603 : C1740
D601 : 1SS133T
D602 : MTZ5.1B
D603 : MTZ5.1B

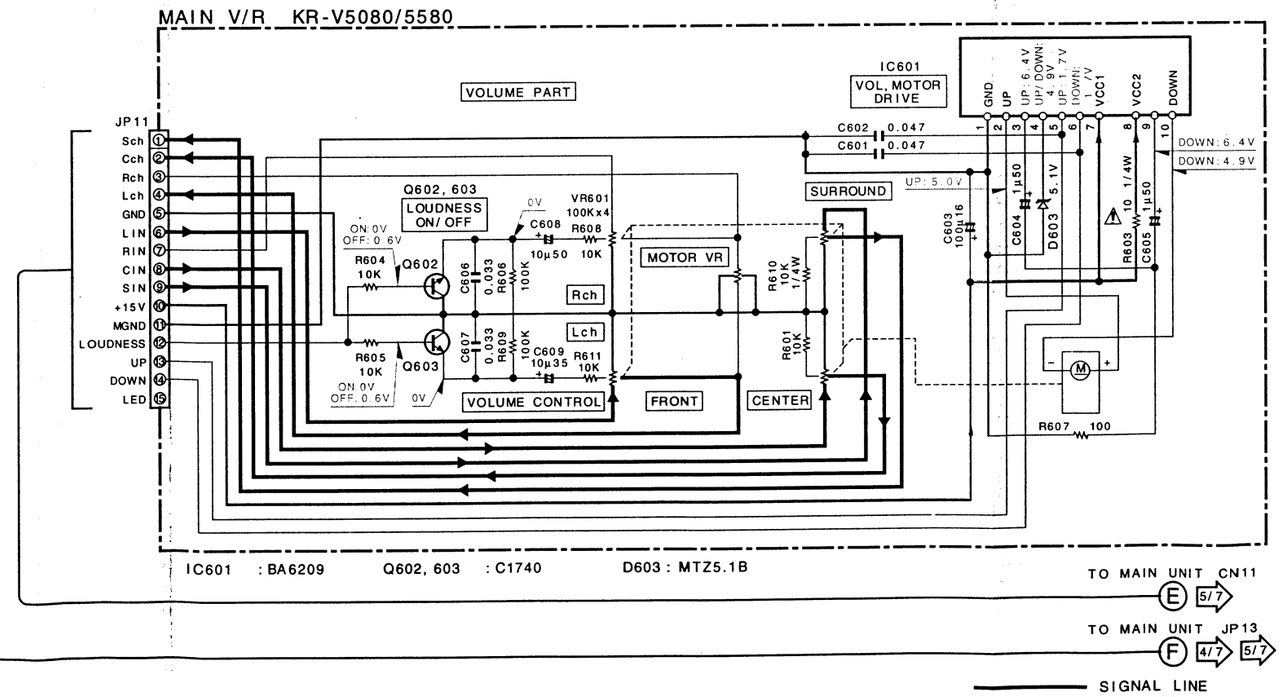

IC601 : BA6209
Q602, 603 : C1740
D603 : MTZ5.1B

SIGNAL LINE
GND LINE
+B LINE
-B LINE

KR-V6080/5580/5080(3/7)

Y05-3192-70

omponents only with
dicates safety critical
nly with same type and
-current or resistance
ply insulated from the

The DC voltage is an actual reading measured with a high impedance type voltmeter with no signal input. The measurement value may vary depending on the measuring instruments used or on the product.

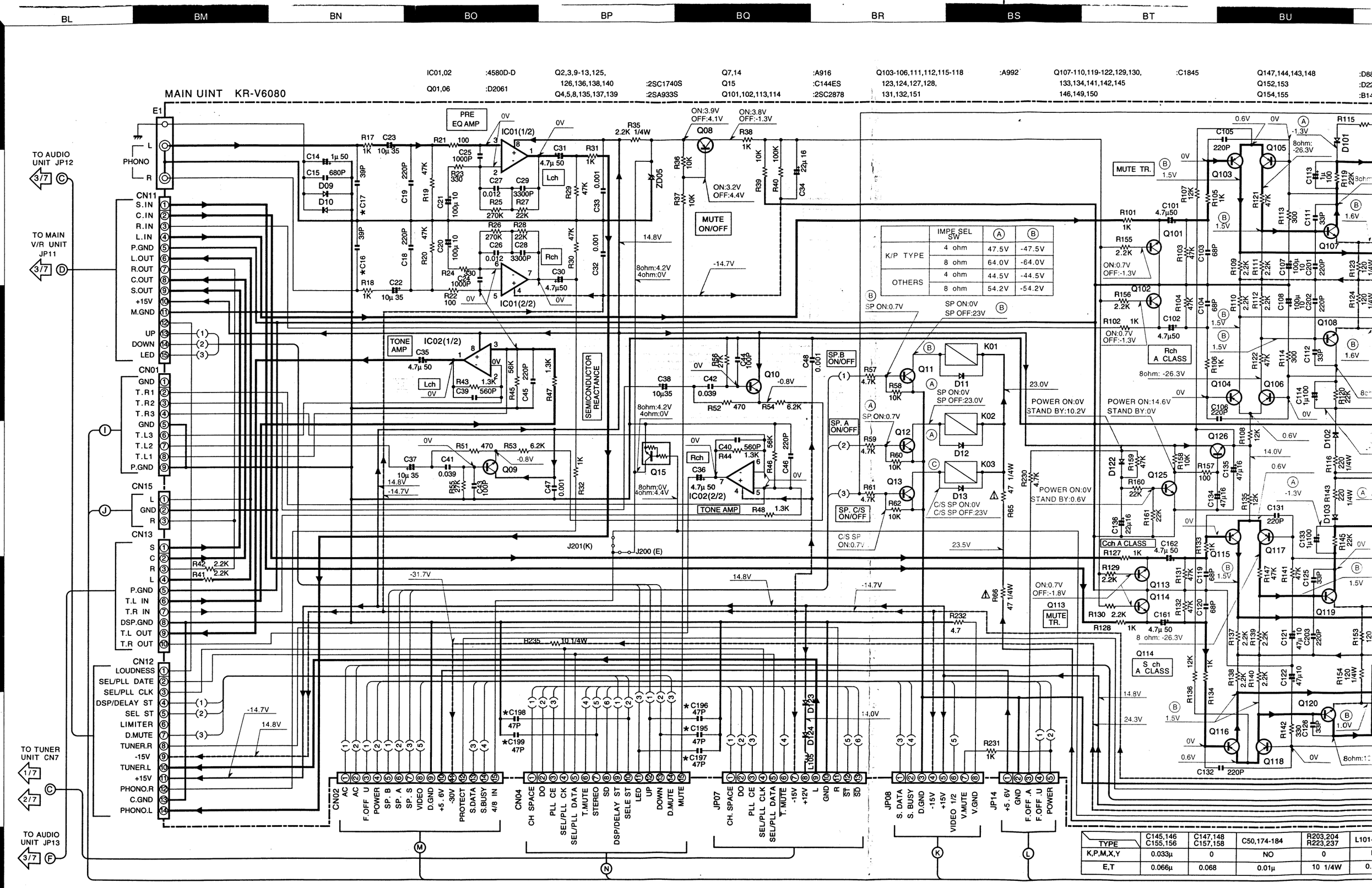

	IMPE SEL SW	Ⓐ	Ⓑ
K/P TYPE	4 ohm	47.5V	-47.5V
	8 ohm	64.0V	-64.0V
OTHERS	4 ohm	44.5V	-44.5V
	8 ohm	54.2V	-54.2V

TYPE	C145,146 C155,156	C147,148 C157,158	C50,174-184	R203,204 R223,237	L101-
K,P,M,X,Y	0.033μ	0	NO	0	
E,T	0.066μ	0.068	0.01μ	10 1/4W	0.

4,143,148	:D882	Q157	:D2390	Q160	:B1559	D01-08,123,124	:IN4002	D15	:IN4004	ZD03,04	:16V(B)	ZD101,102,111,112,		ZD105,106,107,108	:10V		
53	:D2222	Q158	:D2389			D09-13,101-118,122,515,516	:1SS131T	ZD01	:6.2V(B)	ZD05	:4.7V(B)	116,122	:20V	ZD114,118,113,117,	115,119	:18V	
55	:B1470	Q159	:B1560			D16	:D5SBA20F03	ZD02	:8.2V(B)	ZD07,121	:5.1V(B)	ZD103,104,109,110	:6.8V	ZD06		:3.9V	

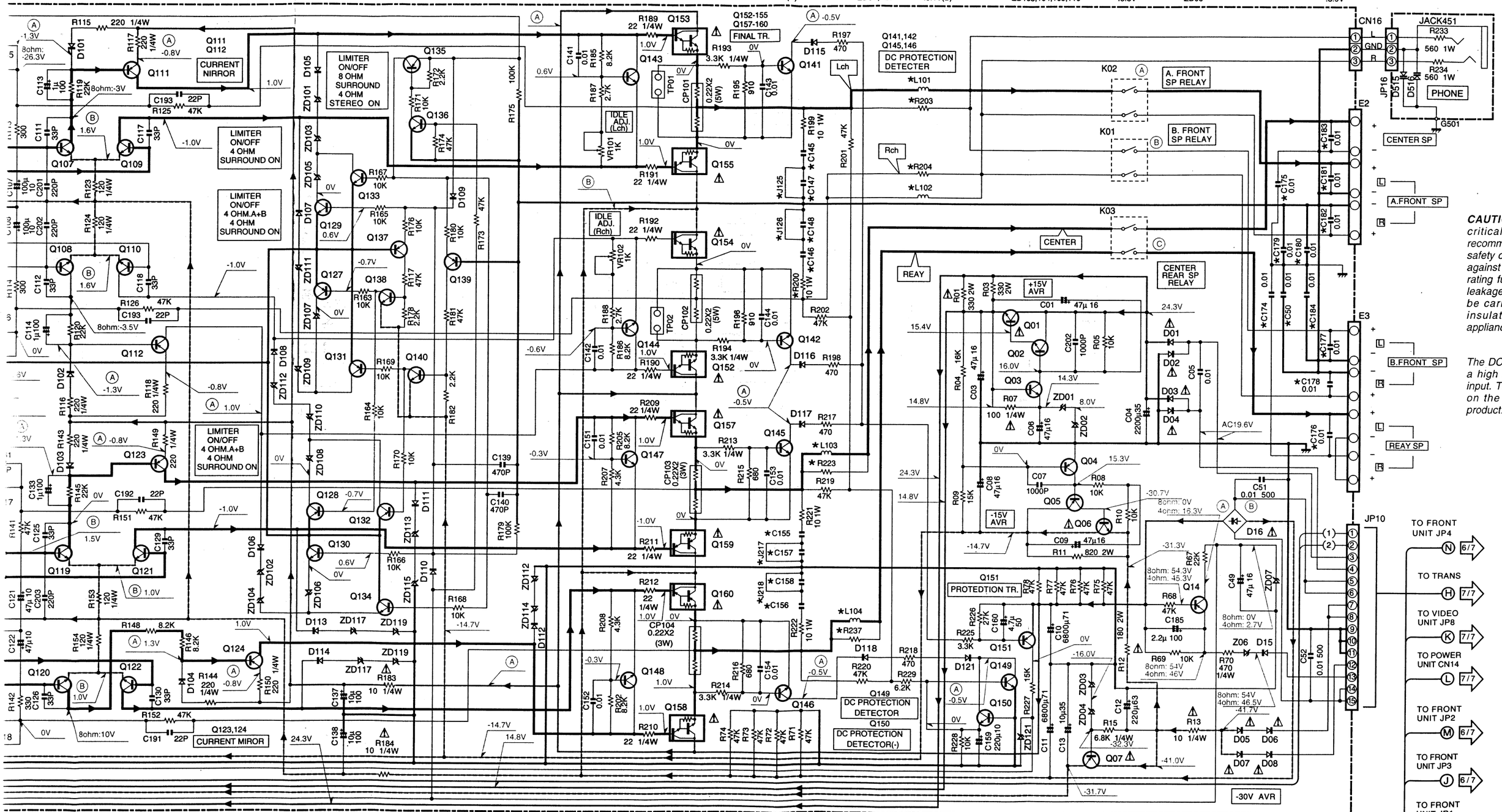

94	R203,204 R223,237	L101-104	J200	J201	C195-199	C16,17
	0	NO	0	NO	NO	NO
	10 1/4W	0.5μH	NO	0	47P	39P

	Q131			Q132			Q133			Q135			Q136			Q137			Q138			Q139			Q140		
	B	C	E	B	C	E	B	C	E	B	C	E	B	C	E	B	C	E	B	C	E	B	C	E	B	C	E
8ohm STEREO SURROUND	0.3V	0V	0V	0.3V	-0.2V	0V	0V	0.2V	0V	4.5V	0V	4.5V	0V	4.5V	0V	0V	0.5V	0.6V	-14.1V	14.7V	-14.7V	0V	-14.7V	0V	-14.7V	0V	-14.7V
4ohm STEREO SURROUND	-0.7V	0V	0V	-0.7V	0V	0V	0.6V	0V	0V	3.6V	4.2V	4.3V	0.6V	0V	0V	0V	0.5V	0.6V	-14.1V	12.0V	-14.7V	0V	0.6V	0.6V	-14.1V	-14.7V	-14.7V

CAUTION: For critical compon recommended pa safety critical com against risk of fire rating fuse(s). To leakage-current c be carried out insulated from appliance is retur

The DC voltage is a high impedan input. The measu on the measurin product.

KR-V6080 (4/7)

Y05-3192-70

KR-V5080

KEN

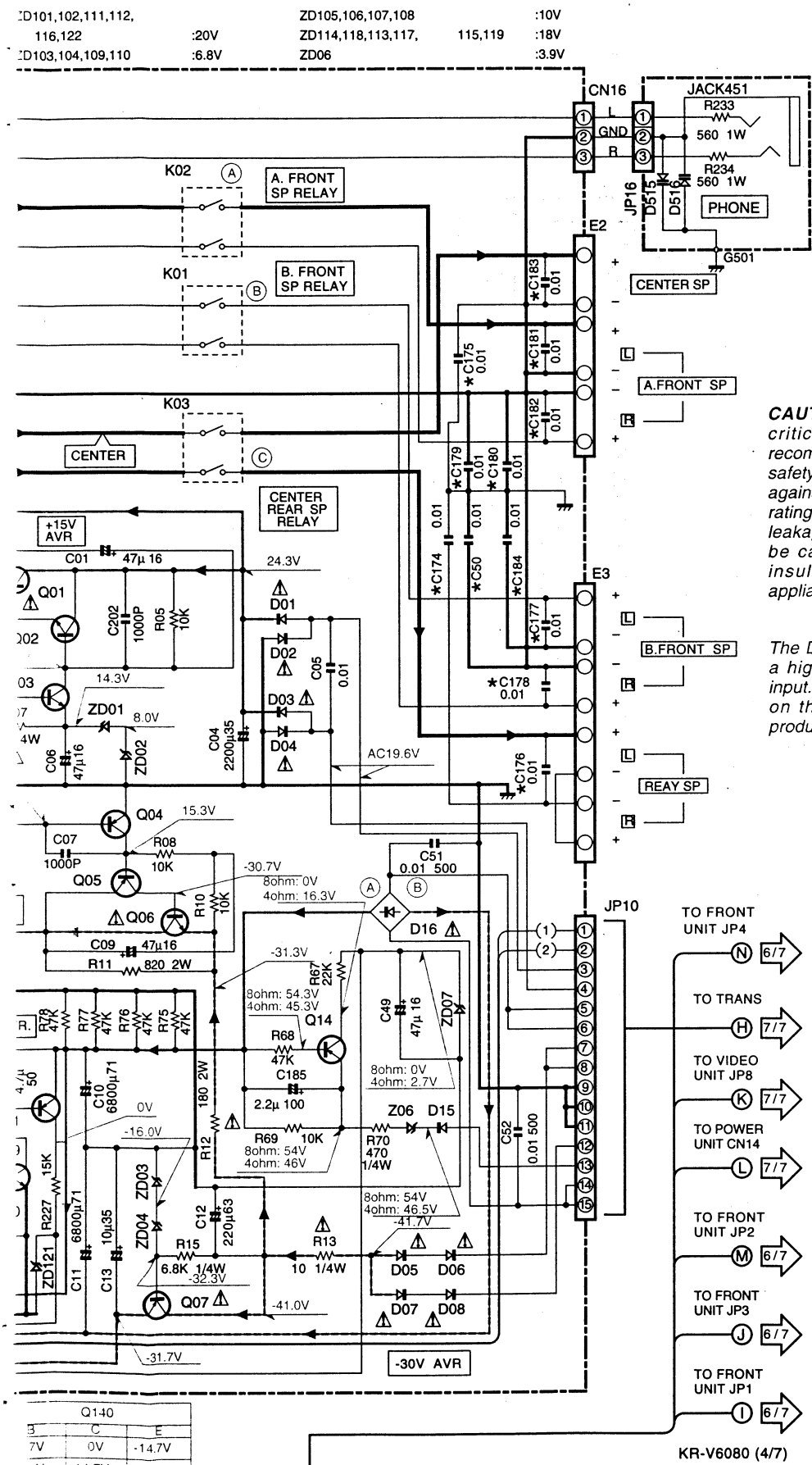

Q140		
B	C	E
7V	0V	-14.7V
1V	-14.7V	-14.7V

CAUTION: *For continued safety, replace safety critical components only with manufacturer's recommended parts (refer to parts list). ⚠ indicates safety critical components. For continued protection against risk of fire, replace only with same type and rating fuse(s). To reduce the risk of electric shock, leakage-current or resistance measurements shall be carried out (exposed parts are acceptably insulated from the supply circuit) before the appliance is returned to the customer.*

The DC voltage is an actual reading measured with a high impedance type voltmeter with no signal input. The measurement value may vary depending on the measuring instruments used or on the product.

Y05-3192-70

KR-V5080/V5580/V6080

KENWOOD

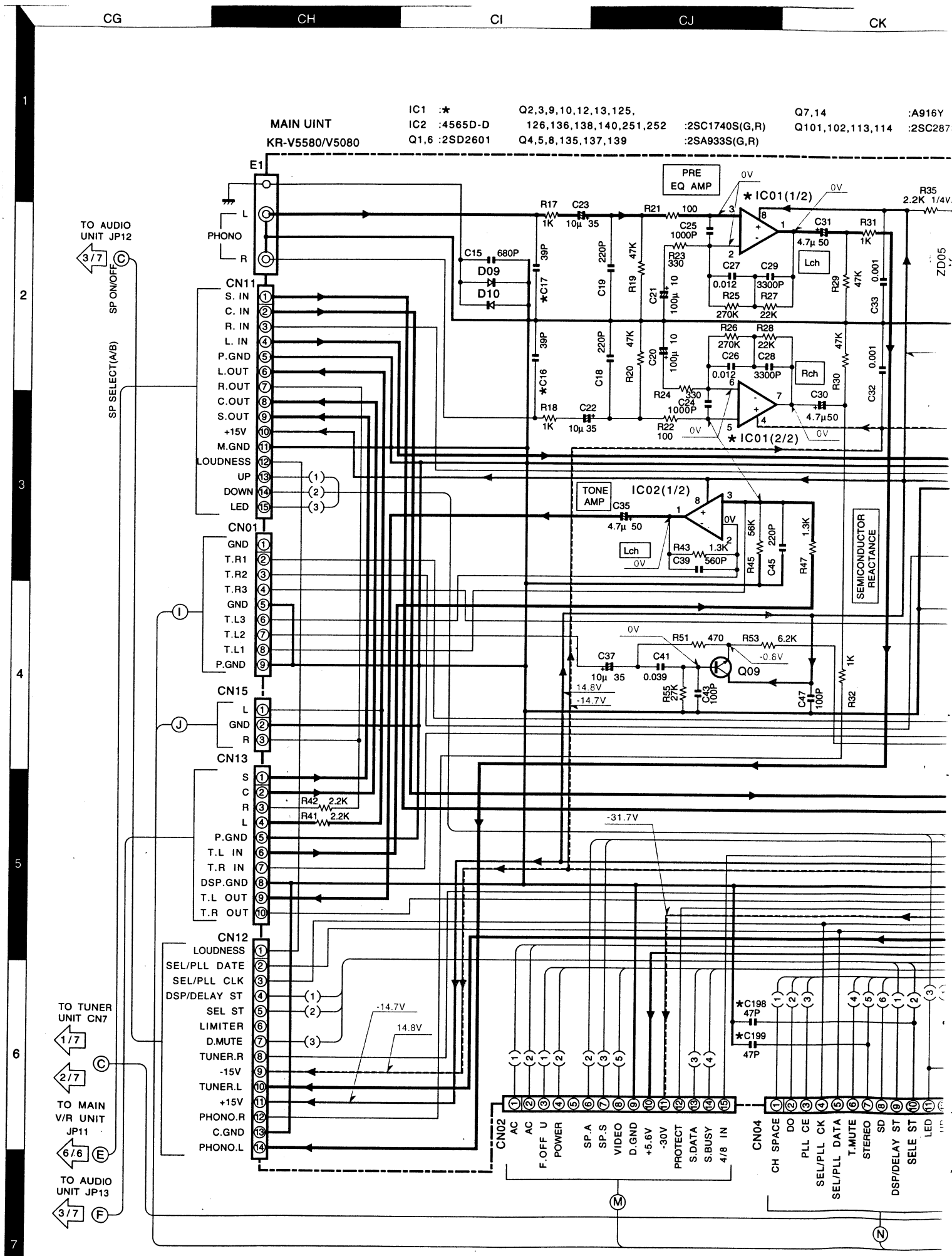
CG
CH
CI
CJ
CK
MAIN UINT
KR-V5580/V5080
IC1 :*
IC2 :4565D-D
Q1,6 :2SD2601
Q2,3,9,10,12,13,125,
126,136,138,140,251,252 :2SC1740S(G,R)
Q4,5,8,135,137,139 :2SA933S(G,R)
Q7,14 :A916Y
Q101,102,113,114 :2SC287
E1
PHONO
L
R
TO AUDIO UNIT JP12
SP ON/OFF
SP SELECT(A/B)
CN11
S. IN
C. IN
R. IN
L. IN
P.GND
L.OUT
R.OUT
C.OUT
S.OUT
+15V
M.GND
LOUDNESS
UP
DOWN
LED
CN01
GND
T.R1
T.R2
T.R3
GND
T.L3
T.L2
T.L1
P.GND
CN15
L
GND
R
CN13
S
C
R
L
P.GND
T.L IN
T.R IN
DSP.GND
T.L OUT
T.R OUT
CN12
LOUDNESS
SEL/PLL DATE
SEL/PLL CLK
DSP/DELAY ST
SEL ST
LIMITER
D.MUTE
TUNER.R
-15V
TUNER.L
+15V
PHONO.R
C.GND
PHONO.L
TO TUNER UNIT CN7
TO MAIN V/R UNIT JP11
TO AUDIO UNIT JP13
PRE EQ AMP
*IC01(1/2)
*IC01(2/2)
Lch
Rch
TONE AMP
IC02(1/2)
SEMICONDUCTOR REACTANCE
Q09
ZD05
CN02
AC
AC
F.OFF U
POWER
SP.A
SP.S
VIDEO
D.GND
+5.6V
-30V
PROTECT
S.DATA
S.BUSY
4/8 IN
CN04
CH SPACE
DO
PLL CE
SEL/PLL CK
SEL/PLL DATA
T.MUTE
STEREO
SD
DSP/DELAY ST
SELE ST
LED
-31.7V
-14.7V
14.8V

.114	:A916Y :2SC2878(B)	Q103-106,111,112,115-118 123,124,127,128, 131,132,151	:A992(F,E)	Q107-110,119-122,129,130, 133,134,141,142,145 146,149,150	:C1845F	Q141,144,145,148 Q254 Q253	:2SD882 :DTA114ES :DTC114ES	D01-04,06,08 ZD01 ZD02	:IN4002 :6.2V :8.2V	ZD03,04 ZD05 ZD06 ZD07,121	:16V :4.7V :3.9V :5.1V								

	IC01	Q152,153	Q154,155	Q157	Q158	Q159	Q160	D16	C10,11	C111,112 C125,126	C113,114 C133	C137,138	C145,146 C155,156	C147,1 C157,1
5080	NJM4558DD	D2389	B1559	D2389	D2493	B1559	D1624	DBF40C	4700μ50	82P	1μ50	100μ50	0.068	0.066
5580	NJ4580DD	D2390	B1560	D2390	D2389	B1560	D1559	DBF60C	4700μ63	33P	1μ100	100μ63	0.033	JUMPE

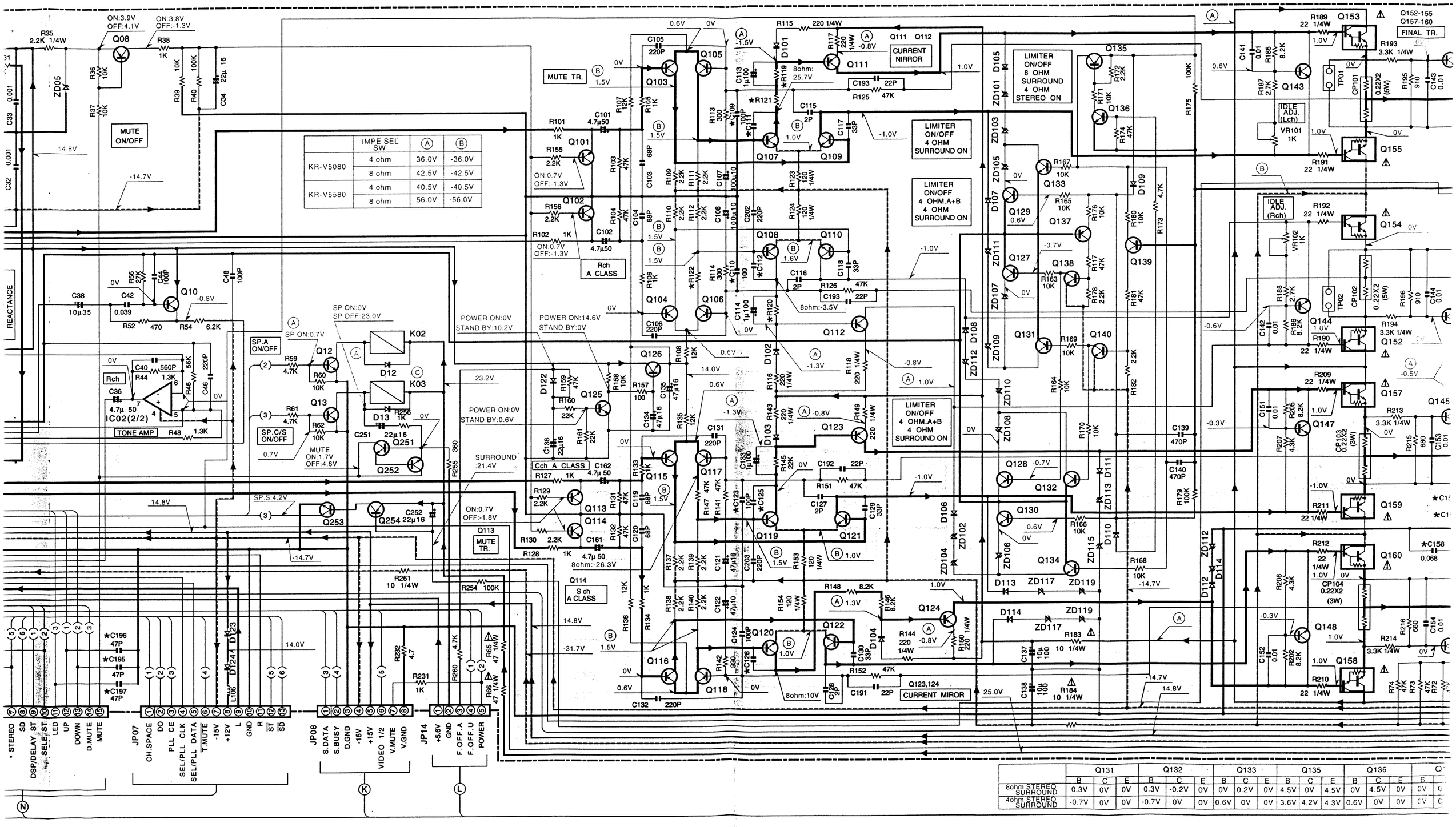

	IMPE SEL SW	Ⓐ	Ⓑ
KR-V5080	4 ohm	36.0V	-36.0V
	8 ohm	42.5V	-42.5V
KR-V5580	4 ohm	40.5V	-40.5V
	8 ohm	56.0V	-56.0V

		Q131			Q132			Q133			Q135			Q136			Q
		B	C	E	B	C	E	B	C	E	B	C	E	B	C	E	B
8ohm STEREO SURROUND		0.3V	0V	0V	0.3V	-0.2V	0V	0V	0.2V	0V	4.5V	0V	4.5V	0V	4.5V	0V	0V
4ohm STEREO SURROUND		-0.7V	0V	0V	-0.7V	0V	0V	0.6V	0V	0V	3.6V	4.2V	4.3V	0.6V	0V	0V	0V

C01	Q152,153	Q154,155	Q157	Q158	Q159	Q160	D16	C10,11	C111,112 C125,126	C113,114 C133	C137,138	C145,146 C155,156	C147,148 C157,158	C174-180 C182-184	C195_199	L101-104	R203,204 R223,237	R113,114	R119,120	R121,122	R141,142	R146-148	R145	R147	ZD103,104 ZD109,110	ZD105,106 ZD107,108	ZD115,116 ZD119,120	ZD113,117
4558DD	D2389	B1559	D2389	D2493	B1559	D1624	DBF40C	4700µ50	82P	1µ50	100µ50	0.068	0.068	0.01	YES	0.015mH	10 1/4W	390	3.9K	3.9K	430	3.9K	3.9K	3.9K	12V	8.2V	10V	18V
580DD	D2390	B1560	D2390	D2389	B1560	D1559	DBF60C	4700µ63	33P	1µ100	100µ63	0.033	JUMPER	NO	NO	NO	JUMPER	330	1K	10K	360	6.8K	2.7K	10K	13V	9.1V	18V	16V

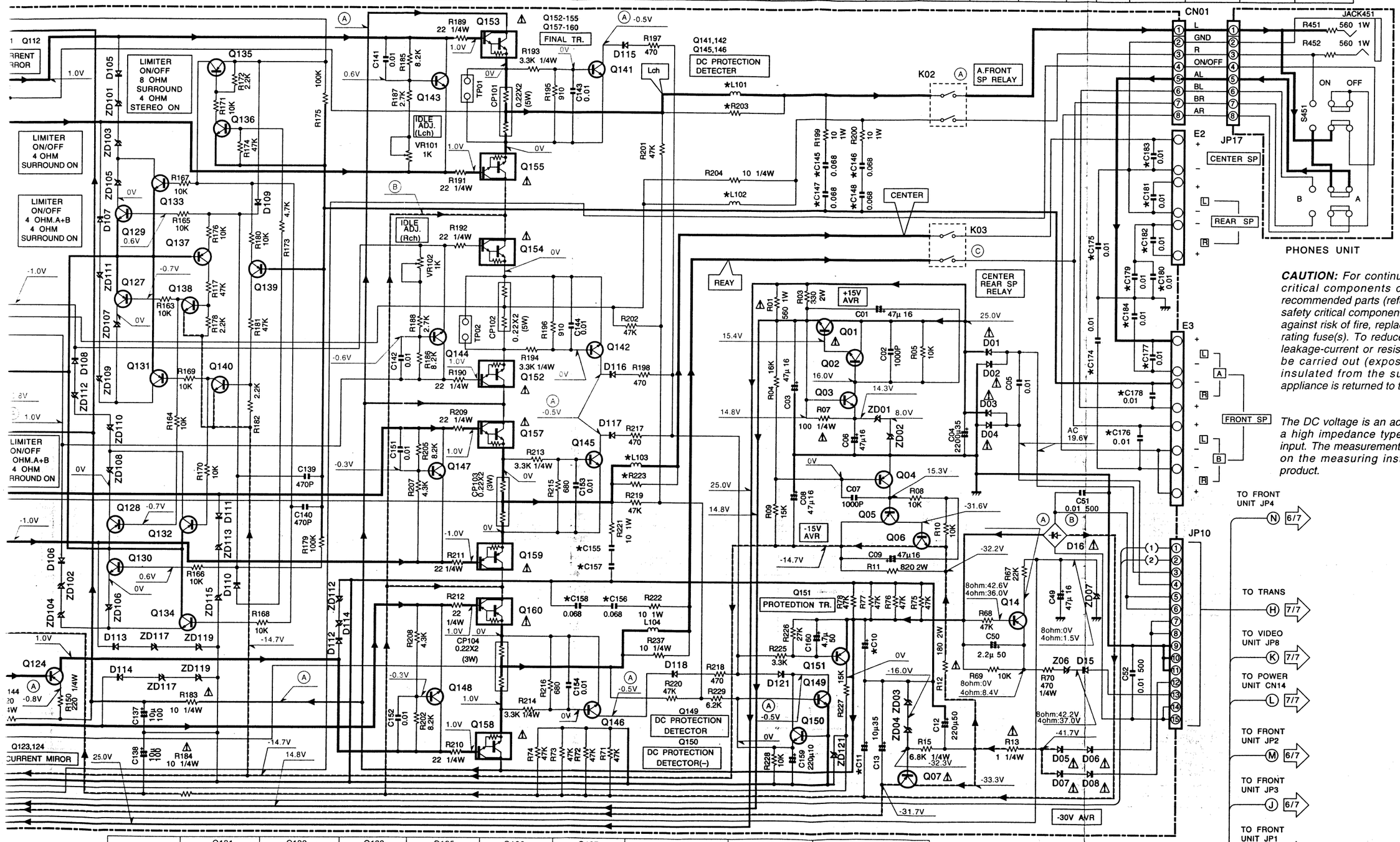

	Q131			Q132			Q133			Q135			Q136			Q137			Q138			Q139			Q140		
	B	C	E	B	C	E	B	C	E	B	C	E	B	C	E	B	C	E	B	C	E	B	C	E	B	C	E
8ohm STEREO SURROUND	0.3V	0V	0V	0.3V	-0.2V	0V	0V	0.2V	0V	4.5V	0V	4.5V	0V	4.5V	0V	0V	0.5V	0.6V	-14.1V	14.7V	-14.7V	0V	-14.7V	0V	-14.7V	0V	-14.7V
4ohm STEREO SURROUND	-0.7V	0V	0V	-0.7V	0V	0V	0.6V	0V	0V	3.6V	4.2V	4.3V	0.6V	0V	0V	0V	0.5V	0.6V	-14.1V	12.0V	-14.7V	0V	0.6V	0.6V	-14.1V	-14.7V	-14.7V

KR-V5580/V5080 (5/7)

CAUTION: *For continued safety, replace safety critical components only with manufacturer's recommended parts (refer to parts list). ⚠ indicates safety critical components. For continued protection against risk of fire, replace only with same type and rating fuse(s). To reduce the risk of electric shock, leakage-current or resistance measurements shall be carried out (exposed parts are acceptably insulated from the supply circuit) before the appliance is returned to the customer.*

The DC voltage is an actual reading measured with a high impedance type voltmeter with no signal input. The measurement value may vary depending on the measuring instruments used or on the product.

Y05-3192-70

KR-V5080/V5580/V6080

KENWOOD

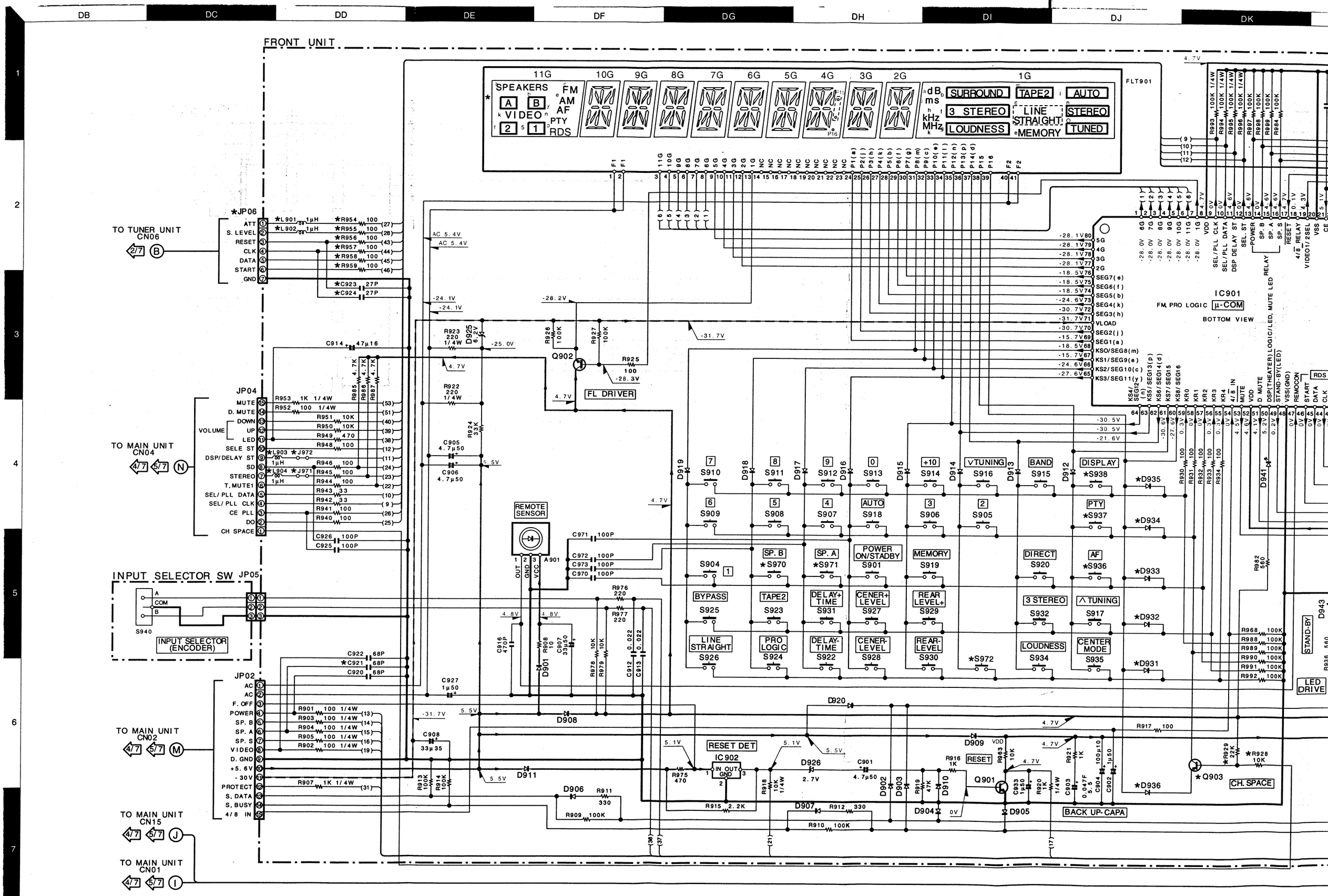
FRONT UNIT
FLT901
SPEAKERS
A
B
VIDEO
2
1
FM
AM
AF
PTY
RDS
SURROUND
TAPE2
AUTO
3 STEREO
LINE STRAIGHT
STEREO
LOUDNESS
MEMORY
TUNED
TO TUNER UNIT CN06
JP06
ATT
S. LEVEL
RESET
CLK
DATA
START
GND
TO MAIN UNIT CN04
JP04
MUTE
D. MUTE
VOLUME
DOWN
UP
LED
SELE ST
DSP/DELAY ST
SD
STEREO
T. MUTE1
SEL/ PLL DATA
SEL/ PLL CLK
CE PLL
DO
CH SPACE
INPUT SELECTOR SW JP05
INPUT SELECTOR (ENCODER)
S940
TO MAIN UNIT CN02
JP02
AC
F. OFF
POWER
SP. B
SP. A
SP. S
VIDEO
D. GND
+5. 6V
- 30V
PROTECT
S. DATA
S. BUSY
4/8 IN
TO MAIN UNIT CN15
TO MAIN UNIT CN01
FL DRIVER
Q902
REMOTE SENSOR
A901
OUT
GND
VCC
IC901
FM PRO LOGIC
µ-COM
BOTTOM VIEW
RESET DET
IC 902
IN OUT
GND
RESET
Q901
Q903
BACK UP-CAPA
CH. SPACE
LED DRIVE
STAND-BY
S910
S911
S912
S913
S914
S916
S915
S938
S909
S908
S907
S918
S906
S905
S937
S904
S970
S971
S901
S919
S920
S936
S925
S923
S931
S927
S929
S932
S917
S926
S924
S922
S928
S930
S934
S935
S972
S931
S933
S934
S936
S937
S938
D935
D934
D933
D932
D931
D936
D941
D943
D919
D918
D917
D916
D915
D914
D913
D912
D920
D908
D911
D906
D907
D909
D902
D903
D904
D905
D910
D901
D925
D926
D928
D929
D930
D931
D932
D933
D934
D935
D936
D941
D943
R923 220 1/4W
R922 220 1/4W
R924 33K
R925 100
R928 100K
R927 100K
R976 220
R977 220
R908 10
R907 1K 1/4W
R901 100 1/4W
R903 100 1/4W
R904 100 1/4W
R905 100 1/4W
R902 100 1/4W
R953 1K 1/4W
R952 100 1/4W
R951 10K
R950 10K
R949 470
R948 100
R946 100
R945 100
R944 100
R943 33
R942 33
R941 100
R940 100
R975 470
R915 2.2K
R911 330
R909 100K
R910 100K
R912 330
R916 1K
R917 100
R921 1K
R920 1K 1/4W
R933 100
R932 100
R931 100
R930 100
R934 100
R968 100K
R988 100K
R989 100K
R990 100K
R991 100K
R992 100K
R993 100K 1/4W
R994 100K 1/4W
R995 100K 1/4W
R996 100K
R997 100K
R998 100K
R999 100K
R984 100K
R982 560
C914 47µ16
C905 4.7µ50
C906 4.7µ50
C927 1µ50
C908 33µ35
C916 470P
C907 33µ50
C912 0.022
C913 0.022
C971 100P
C972 100P
C973 100P
C970 100P
C926 100P
C925 100P
C922 68P
C921 68P
C920 68P
C923 27P
C924 27P
C901 4.7µ50
C903 0.047F 5.5
C904 100µ10
C902 1µ50
C933 1µ50
R913 100K
R914 100K
R985 4.7K
R986 4.7K
R987 4.7K
L901 1µH
L902 1µH
L903 1µH
L904 1µH
J972
J971
AC 5.4V
-24.1V
-28.2V
-31.7V
-25.0V
-28.3V
4.7V
5.5V
5.1V
4.8V
-30.5V
-21.6V
-28.1V
-18.5V
-24.6V
-30.7V
-15.7V
-27.6V
VDD
VLOAD
SEG1(a)
SEG2(j)
SEG3(h)
SEG4(k)
SEG5(b)
SEG6(f)
SEG7(e)
KSO/SEG8(m)
KS1/SEG9(e)
KS2/SEG10(c)
KS3/SEG11(y)
KS4/SEG12(n)
KS5/SEG13(p)
KS6/SEG14(d)
KS7/SEG15
KS8/SEG16
SEL/PLL CLK
SEL/PLL DATA
DSP DELAY ST
SEL. ST
POWER
SP. B
SP. A
SP. S
RESET
4/8_RELAY
VIDEO1/2SEL
VSS
CE
D MUTE
DSP(THEATER) LOGIC/LED, MUTE LED
STAND-BY(LED)
VSS(GND)
REMOCON
START
DATA
CLK
RDS

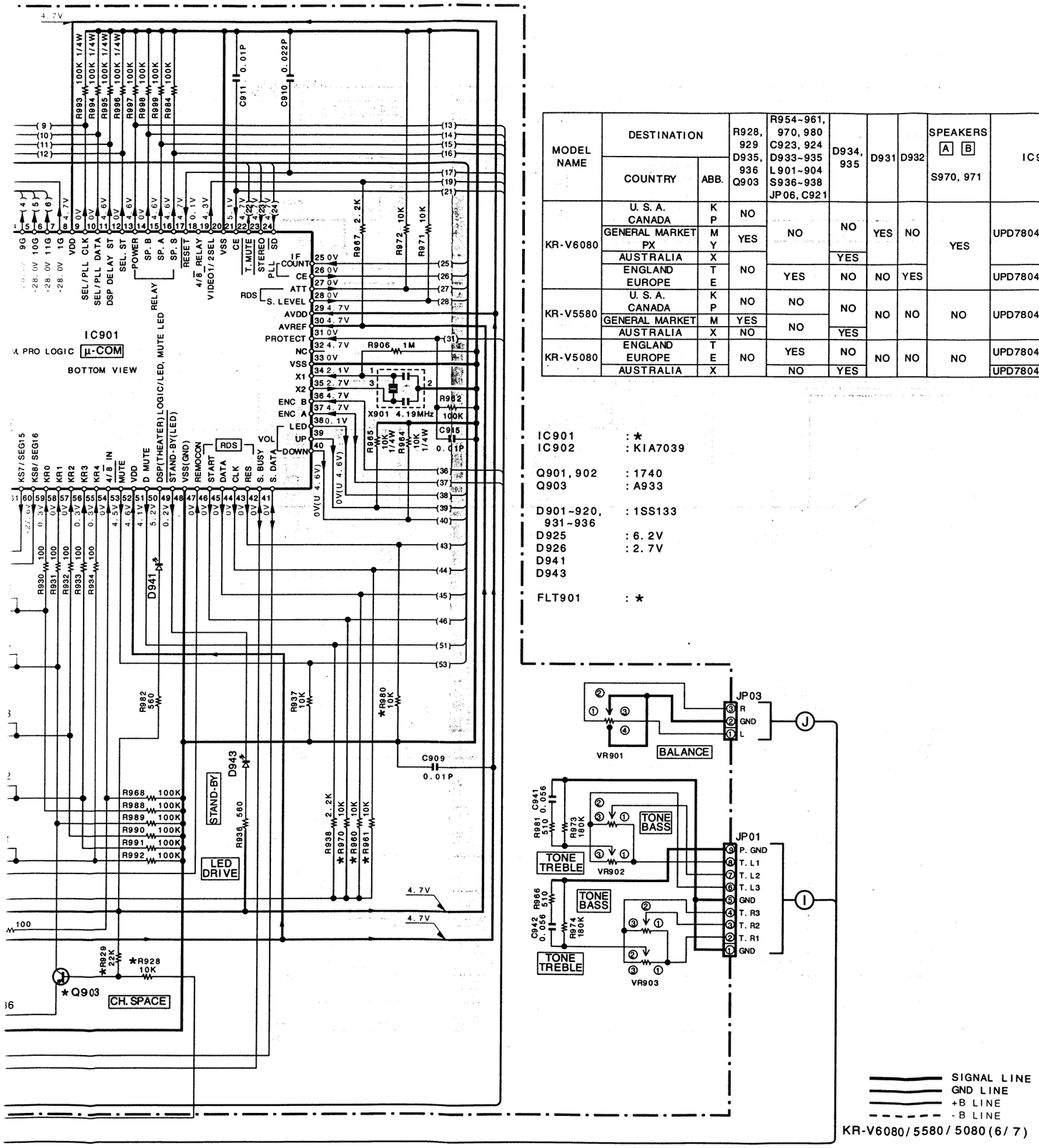

KR-V6080/5580/5080(6/7)

MODEL NAME	DESTINATION COUNTRY	ABB.	R928, 929 D935, 936 Q903	R954~961, 970, 980 C923, 924 D933~935 L901~904 S936~938 JP06, C921	D934, 935	D931	D932	SPEAKERS A B S970, 971	IC901	S972	FLT901
KR-V6080	U. S. A.	K	NO	NO	NO	YES	NO	YES	UPD78044AGF051	THEATER LOGIC	11MT92GK
	CANADA	P									
	GENERAL MARKET	M	YES								
	PX	Y									
	AUSTRALIA	X	NO		YES						
	ENGLAND	T		YES	NO	NO	YES		UPD78044AGF075		
	EUROPE	E									
KR-V5580	U. S. A.	K	NO	NO	NO	NO	NO	NO	UPD78044AGF051	TEST TONE	11MT101GK
	CANADA	P									
	GENERAL MARKET	M	YES	NO							
	AUSTRALIA	X	NO		YES						
KR-V5080	ENGLAND	T	NO	YES	NO	NO	NO	NO	UPD78044AGF075	TEST TONE	11MT101GK
	EUROPE	E									
	AUSTRALIA	X		NO	YES				UPD78044AGF051		

IC901 : ★
IC902 : KIA7039

Q901, 902 : 1740
Q903 : A933

D901~920, 931~936 : 1SS133
D925 : 6.2V
D926 : 2.7V
D941
D943

FLT901 : ★

CAUTION: *For continued safety, replace safety critical components only with manufacturer's recommended parts (refer to parts list). ⚠ indicates safety critical components. For continued protection against risk of fire, replace only with same type and rating fuse(s). To reduce the risk of electric shock, leakage-current or resistance measurements shall be carried out (exposed parts are acceptably insulated from the supply circuit) before the appliance is returned to the customer.*

The DC voltage is an actual reading measured with a high impedance type voltmeter with no signal input. The measurement value may vary depending on the measuring instruments used or on the product.

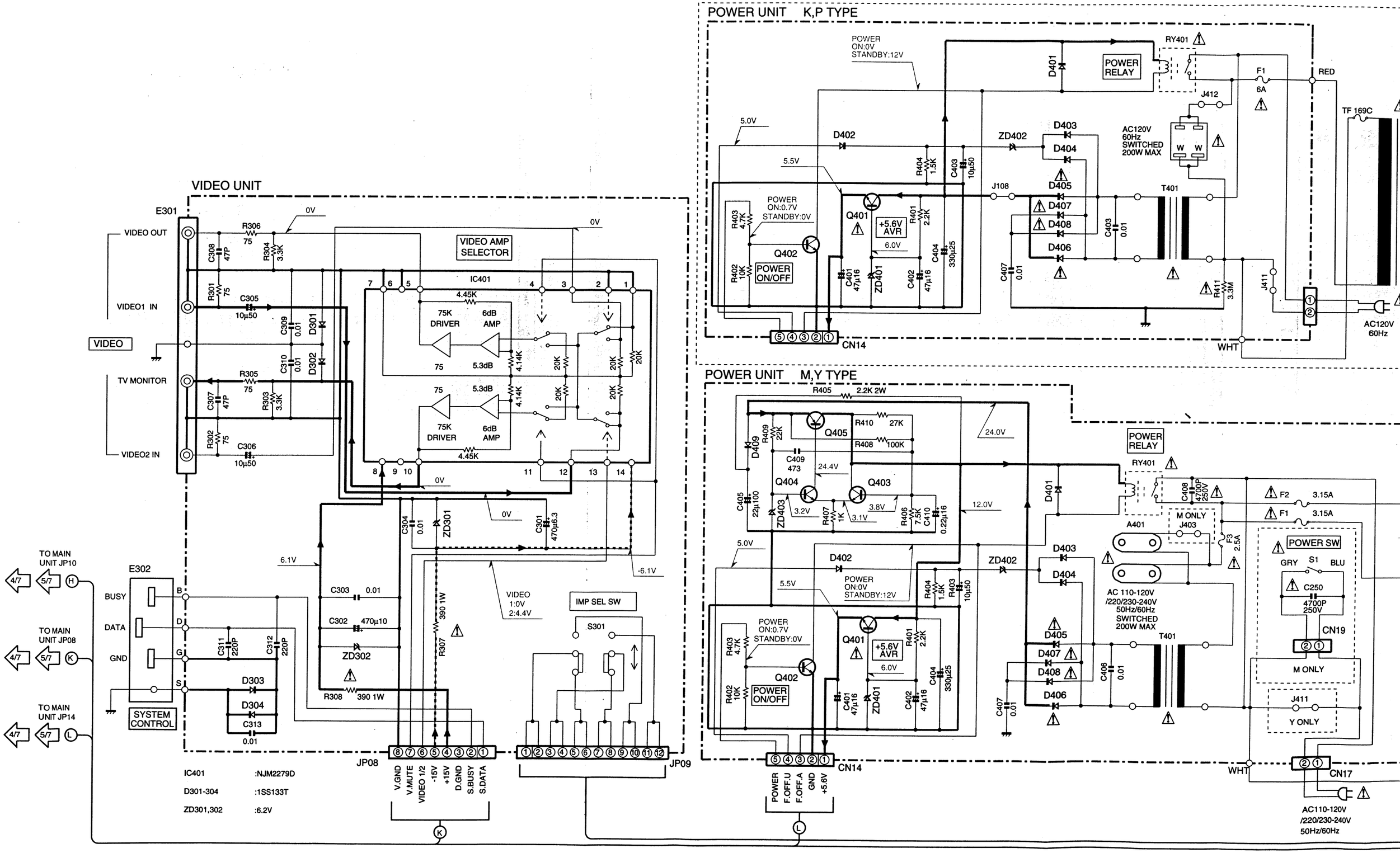
POWER UNIT K,P TYPE
POWER ON:0V STANDBY:12V
POWER RELAY
RY401
D401
F1 6A
RED
J412
TF 169C
5.0V
D402
ZD402
D403
D404
AC120V 60Hz SWITCHED 200W MAX
5.5V
R404 1.5K
C403 10µ50
J108
D405
T401
POWER ON:0.7V STANDBY:0V
Q401
+5.6V AVR
R401 2.2K
D407
D408
D406
R403 4.7K
Q402
6.0V
C404 330µ25
C403 0.01
R402 10K
POWER ON/OFF
C401 47µ16
ZD401
C402 47µ16
C407 0.01
R411 3.3M
J411
CN14
WHT
AC120V 60Hz
VIDEO UNIT
E301
0V
VIDEO OUT
R306 75
R304 3.3K
C308 47P
VIDEO AMP SELECTOR
IC401
VIDEO1 IN
R301 75
C305 10µ50
4.45K
75K DRIVER
6dB AMP
C309 0.01
D301
VIDEO
C310 0.01
D302
5.3dB
4.14K
20K
TV MONITOR
R305 75
C307 47P
R303 3.3K
R302 75
VIDEO2 IN
C306 10µ50
C304 0.01
ZD301
C301 470µ6.3
6.1V
-6.1V
VIDEO 1:0V 2:4.4V
TO MAIN UNIT JP10
TO MAIN UNIT JP08
TO MAIN UNIT JP14
E302
BUSY
DATA
GND
C303 0.01
C302 470µ10
ZD302
R308 390 1W
R307 390 1W
C311 220P
C312 220P
D303
D304
C313 0.01
SYSTEM CONTROL
IMP SEL SW
S301
JP08
JP09
V.GND
V.MUTE
VIDEO 1/2
-15V
+15V
D.GND
S.BUSY
S.DATA
IC401 :NJM2279D
D301-304 :1SS133T
ZD301,302 :6.2V
POWER UNIT M,Y TYPE
R405 2.2K 2W
R410 27K
Q405
R408 100K
R409 22K
D409
C409 473
24.0V
24.4V
Q404
Q403
C405 22µ100
ZD403
3.2V
R407 1K
3.1V
3.8V
R406 7.5K
C410 0.22µ16
12.0V
POWER RELAY
RY401
C408 4700P 250V
F2 3.15A
F1 3.15A
M ONLY
J403
A401
F3 2.5A
POWER SW
GRY
S1
BLU
C250 4700P 250V
CN19
M ONLY
J411
Y ONLY
AC 110-120V /220/230-240V 50Hz/60Hz SWITCHED 200W MAX
C406 0.01
CN17
AC110-120V /220/230-240V 50Hz/60Hz
POWER F.OFF.U F.OFF.A GND +5.6V

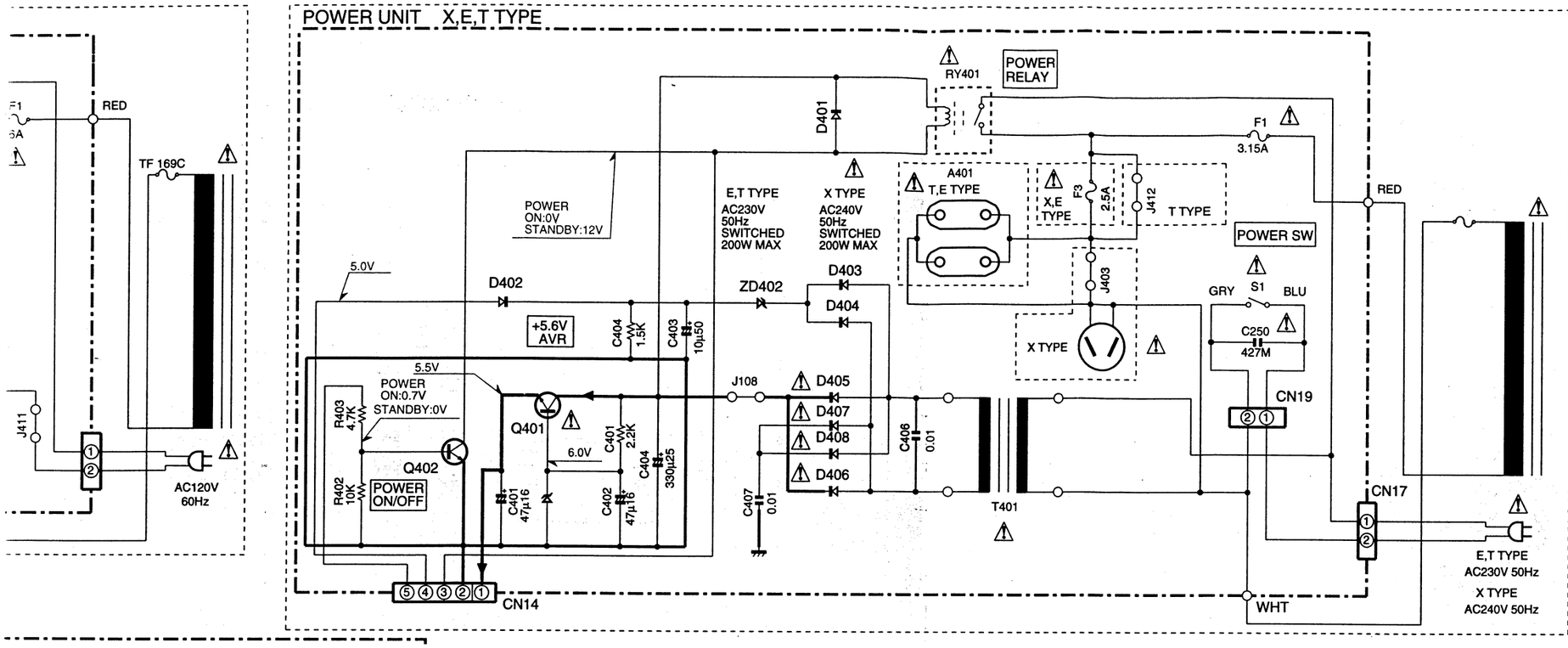

CAUTION: For continued safety, replace safety critical components only with manufacturer's recommended parts (refer to parts list). ⚠ indicates safety critical components. For continued protection against risk of fire, replace only with same type and rating fuse(s). To reduce the risk of electric shock, leakage-current or resistance measurements shall be carried out (exposed parts are acceptably insulated from the supply circuit) before the appliance is returned to the customer.

The DC voltage is an actual reading measured with a high impedance type voltmeter with no signal input. The measurement value may vary depending on the measuring instruments used or on the product.

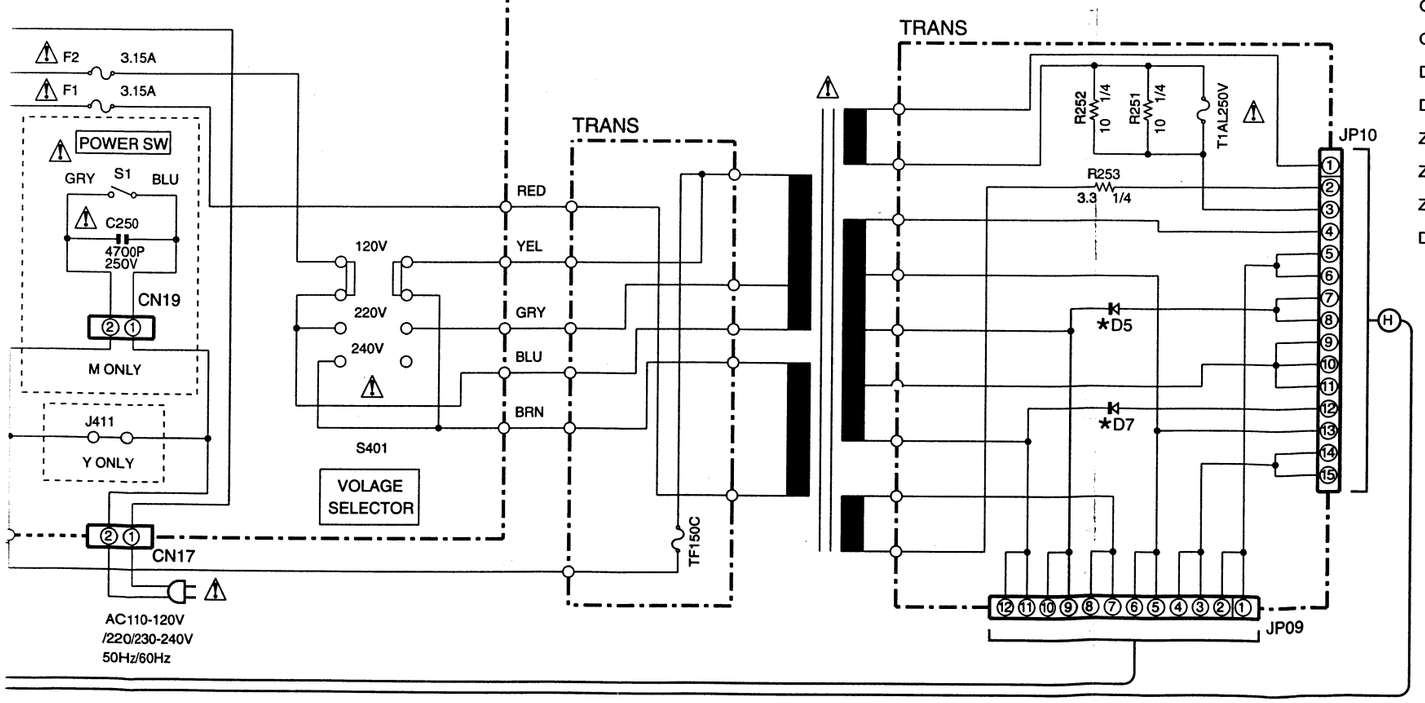

Q401	:C2316
Q402-404	:C1740
Q405	:A916
D402-404,409	:1SS131
D405-408	:1N4002
ZD401	:6.2V
ZD402	:2.7V
ZD403	:3.9V
D5,7	:IN4002(KR-V6080ONLY)

KR-V6080/V5580/V5080(7/7)

Y05-3192-70

KR-V5080/V5580/V608

KENWOOD

EXPLODED VIEW (UNIT)

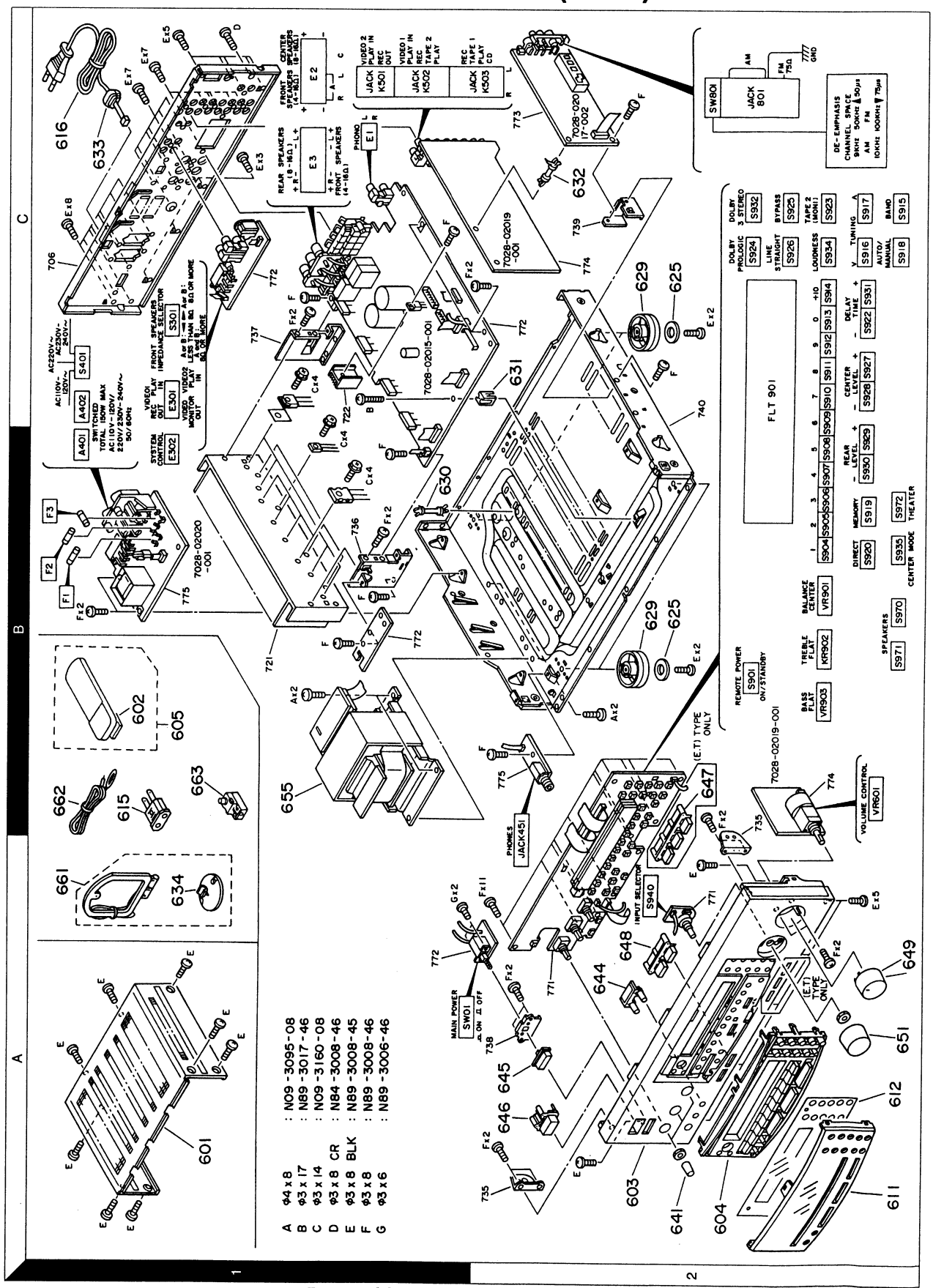

Parts with the exploded numbers larger than 700 are not supplied.

∗ New Parts
Parts without **Parts No.** are not supplied.
Les articles non mentionnes dans le **Parts No.** ne sont pas fournis.
Teile ohne **Parts No.** werden nicht geliefert.

❶

Ref. No	Address	New Parts	Parts No.	Description	Destination	Remarks
KR-V5080/V5580/V6080						
601	1A	∗	A01-3351-08	CABINET		
602	1B		A09-0170-08	BATTERY COVER(REMOTE)	KPMXY	
602	1B	∗	A09-0194-08	BATTERY COVER(REMOTE)	ET	
603	2A	∗	A60-0961-08	PANEL	ET	50
603	2A	∗	A60-0963-08	PANEL	X	50
603	2A	∗	A60-0965-08	PANEL	KP	55
603	2A	∗	A60-0967-08	PANEL	MXC	55
603	2A	∗	A60-0971-08	PANEL	KP	60
603	2A	∗	A60-0974-08	PANEL	MXCY	60
603	2A	∗	A60-0975-08	PANEL	ET	60
604	2A	∗	A60-0991-08	SUB(PANEL)		
605	1B		A70-0964-05	REMOTE CONTROL (RCR0702)	KPMX	
605	1B		A70-1006-05	REMOTE CONTROL (RCR0602)	ET	
611	2A	∗	B10-2257-08	FRONT GLASS (50,55)	ET	50,55
611	2A	∗	B10-2258-08	FRONT GLASS (50,55)	KPMCXY	50,55
611	2A	∗	B10-2259-08	FRONT GLASS (60)	KPMCXY	60
611	2A	∗	B10-226X-08	FRONT GLASS (60)	ET	60
612	2A	∗	B11-0330-08	FILTER		
-		∗	B60-2629-08	INSTRUCTION MANUAL(ENGLISH)	KPYCAM	60
-		∗	B60-2630-08	INSTRUCTION MANUAL(ENGLISH)	T	60
-		∗	B60-2631-08	INSTRUCTION MANUAL(FRENCH)	P	60
-		∗	B60-2632-08	INSTRUCTION MANUAL(FR/GER/DUT)	E	60
-		∗	B60-2633-08	INSTRUCTION MANUAL(ITALI/SPAN)	E	60
-		∗	B60-2634-08	INSTRUCTION MANUAL(SPANISH)	M	60
-		∗	B60-2635-08	INSTRUCTION MANUAL(CHINESE)	C	60
-		∗	B60-2636-08	INSTRUCTION MANUAL(TAIWAN)	A	60
-		∗	B60-2637-08	INSTRUCTION MANUAL(ENGLISH)	KPCM	55
-		∗	B60-2638-08	INSTRUCTION MANUAL(FRENCH)	P	55
-		∗	B60-2639-08	INSTRUCTION MANUAL(SPANISH)	M	55
-		∗	B60-2640-08	INSTRUCTION MANUAL(CHINESE)	C	55
-		∗	B60-2641-08	INSTRUCTION MANUAL(TAIWAN)	A	55
-		∗	B60-2642-08	INSTRUCTION MANUAL(ENGLISH)	T	50
-		∗	B60-2643-08	INSTRUCTION MANUAL(FR/GER/DUT)	E	50
-		∗	B60-2644-08	INSTRUCTION MANUAL(ITALI/SPAN)	E	50
⚠ 615	1B		E03-0115-05	AC PLUG ADAPTER	M	
⚠ 615	1B		E40-9981-08	AC PLUG ADAPTER	X	
⚠ 616	1C		E30-2718-05	POWER CORD	T	
⚠ 616	1C		E30-2799-08	POWER CORD	MEC	
⚠ 616	1C		E30-2800-08	POWER CORD	KPY	
⚠ 616	1C		E30-2810-08	POWER CORD	X	
625	2B,2C		G13-0513-08	CUSHION		
-		∗	H10-7221-08	CUSHION,SNOW		
-		∗	H25-1572-08	POLY BAG,MANUAL(250X350)		
-		∗	H25-1573-08	POLY BAG SET (650X700)		
-		∗	H25-1574-08	POLY BAG,ACCESSORY(200X300)		
-		∗	H50-1940-08	CARTON CASE	ETX	50
-		∗	H50-1941-08	CARTON CASE	KP	55
-		∗	H50-1942-08	CARTON CASE	M	55
-		∗	H50-1943-08	CARTON CASE	C	55
-		∗	H50-1944-08	CARTON CASE	KP	60
-		∗	H50-1945-08	CARTON CASE	ETX	60
-		∗	H50-1946-08	CARTON CASE	M	60
-		∗	H50-1947-08	CARTON CASE	C	60

L : Scandinavia **K** : USA **P** : Canada **R** : Mexico **50** : KR-V5080
Y : PX(Far East, Hawaii) **T** : Europe **E** : Europe **G** : Germany **55** : KR-V5580
Y : AAFES(Europe) **X** : Australia **M** : Other Areas **60** : KR-V6080

⚠ indicates safety critical components.

∗ New Parts
Parts without **Parts No.** are not supplied.
Les articles non mentionnes dans le **Parts No.** ne sont pas fournis.
Teile ohne **Parts No.** werden nicht geliefert.

❷

Ref. No	Address	New Parts	Parts No.	Description	Destination	Remarks
629	2B,2C	∗	J02-1163-08	FOOT		
630	2B		J19-3631-08	HOLDER		
631	2C		J19-3750-08	UNIT HOLDER		
632	2C	∗	J19-5710-08	UNIT HOLDER		
⚠ 633	1C	∗	J42-0200-08	POWER CORD BUSHING		
634	1A		J19-2815-04	LOOP ANTENNA STAND		
641	2B	∗	K29-6434-08	KNOB(CONTROL)		
644	2A	∗	K29-6429-08	KNOB(SPEAKER)		50,55
644	2A	∗	K29-6448-08	KNOB(SPEAKER)		60
645	2A	∗	K29-6430-08	KNOB(MAIN POWER)	ETMCXY	
646	2A	∗	K29-6431-08	KNOB(POWER)		
647	2A	∗	K29-6432-08	KNOB(RDS)	ET	
648	2A	∗	K29-6433-08	KNOB(MODE)		
649	2A	∗	K29-6435-08	KNOB(VOLUME ASSY)		
651	2A	∗	K29-6437-08	KNOB(SELECTOR)		
⚠ 655	1B	∗	L07-2197-08	POWER TRANS	X	50
⚠ 655	1B	∗	L07-2198-08	POWER TRANS	KP	55
⚠ 655	1B	∗	L07-2199-08	POWER TRANS	MCY	55
⚠ 655	1B	∗	L07-2201-08	POWER TRANS	KP	60
⚠ 655	1B	∗	L07-2202-08	POWER TRANS	MCY	60
⚠ 655	1B	∗	L07-2203-08	POWER TRANS	X	60
⚠ 655	1B	∗	L07-2208-08	POWER TRANS	ET	50
⚠ 655	1B	∗	L07-2209-08	POWER TRANS	ET	60
A			N09-3095-08	SCREW (4X8)		
C			N09-3160-08	SCREW (3X14)		
661	1A		T90-0804-08	AM LOOP ANTENNA		
662	1B		T90-0182-15	FM ANTENNA WIRE		
663	1B		T90-0805-08	ANTENNA ADAPTOR		
MAIN UNIT						
CN11		∗	E40-9969-08	CN WAFER 15P		
CN12		∗	E40-9968-08	CN WAFER 14P		
CN13		∗	E40-9967-08	CN WAFER 10P		
CN15		∗	E40-9971-08	CN WAFER 3P		
C1			CE04KW1C470M	ELECTRO 47UF 16WV		
C2			CK45FB1H102K	CERAMIC 1000PF K		
C3			CE04KW1C470M	ELECTRO 47UF 16WV		
C4			CE04KW1V222M	ELECTRO 2200UF 35WV		
C5			CK45FB1H103K	CERAMIC 0.010UF K		
C6			CE04KW1C470M	ELECTRO 47UF 16WV		
C7			CK45FB1H102K	CERAMIC 1000PF K		
C8,9			CE04KW1C470M	ELECTRO 47UF 16WV		
C10 ,11			CE04KW1J470M	ELECTRO 4700UF 63WV		55
C10 ,11		∗	C90-3561-05	ELECTRO 4700UF 50WV		50
C10 ,11		∗	C90-3565-08	ELECTRO 6800UF 63WV		60
C12			CE04KW0J221M	ELECTRO 220UF 6.3WV		
C13			CE04KW1V100M	ELECTRO 10UF 35WV		
C14			CE04KW1H010M	ELECTRO 1.0UF 50WV		60
C15			CK45FB1H681K	CERAMIC 680PF K		
C16 ,17			C91-0735-05	CERAMIC 39PF J	ET	
C18 ,19			C91-0749-05	CERAMIC 220PF K		
C20 ,21			CE04KW1A101M	ELECTRO 100UF 10WV		
C22 ,23			CE04KW1V100M	ELECTRO 10UF 35WV		
C24 ,25			C91-0757-05	CERAMIC 1000PF K		

L : Scandinavia **K** : USA **P** : Canada **R** : Mexico **50** : KR-V5080
Y : PX(Far East, Hawaii) **T** : Europe **E** : Europe **G** : Germany **55** : KR-V5580
Y : AAFES(Europe) **X** : Australia **M** : Other Areas **60** : KR-V6080

⚠ indicates safety critical components.

∗ New Parts
Parts without **Parts No.** are not supplied.
Les articles non mentionnes dans le **Parts No.** ne sont pas fournis.
Teile ohne **Parts No.** werden nicht geliefert.

❸

Ref. No	Address	New Parts	Parts No.	Description	Destination	Remarks
C26 ,27			CQ93FM1H123J	MYLAR 0.012UF J		
C28 ,29			CQ93FM1H332J	MYLAR 3300PF J		
C30 ,31			CE04KW1H4R7M	ELECTRO 4.7UF 50WV		
C32 ,33			CK45FB1H102K	CERAMIC 1000PF K		
C34			CE04KW1C220M	ELECTRO 22UF 16WV		
C35 ,36			CE04KW1H4R7M	ELECTRO 4.7UF 50WV		
C37 ,38			CE04KW1V100M	ELECTRO 10UF 35WV		
C39 ,40			CK45FB1H561K	CERAMIC 560PF K		
C41 ,42			CQ93FM1H393J	MYLAR 0.039UF J		
C43 ,44			C91-0745-05	CERAMIC 100PF K		
C45 ,46			CK45FB1H221K	CERAMIC 220PF K		
C47 ,48			C91-0757-05	CERAMIC 1000PF K		
C49			CE04KW1C470M	ELECTRO 47UF 16WV		
C50			CE04KW1H2R2M	ELECTRO 2.2UF 50WV		50,55
C50			CK45FB1H103K	CERAMIC 0.010UF K	ET	60
C51 ,52			CK45FE2H103P	CERAMIC 0.010UF P		
C101,102			CE04KW1H4R7M	ELECTRO 4.7UF 50WV		
C103,104			CC45FSL1H680J	CERAMIC 68PF J		
C105,106			CK45FB1H221K	CERAMIC 220PF K		
C107,108			CE04KW1A101M	ELECTRO 100UF 10WV		
C111,112			CC45FSL1H330J	CERAMIC 33PF J		
C113,114			CE04KW1H010M	ELECTRO 1.0UF 50WV		50
C113,114			CE04KW2A010M	ELECTRO 1.0UF 100WV		55,60
C117,118			CC45FSL2H330J	CERAMIC 33PF J		
C119,120			CC45FSL1H680J	CERAMIC 68PF J		
C121,122			CE04KW1A470M	ELECTRO 47UF 10WV		
C125,126			CC45FSL1H330J	CERAMIC 33PF J		
C129,130			CC45FSL2H330J	CERAMIC 33PF J		
C131,132			CK45FB1H221K	CERAMIC 220PF K		
C133			CE04KW1H010M	ELECTRO 1.0UF 50WV		50
C133			CE04KW2A010M	ELECTRO 1.0UF 100WV		55,60
C134,135			CE04KW1C470M	ELECTRO 47UF 16WV		
C136			CE04KW1C220M	ELECTRO 22UF 16WV		
C137			CE04KW2A100M	ELECTRO 10UF 100WV		
C137,138			CE04KW1H101M	ELECTRO 100UF 50WV		50
C137,138			CE04KW1J101M	ELECTRO J00UF 63WV		55
C138			CE04KW2A101M	ELECTRO 100UF 100WV		60
C139,140			CK45FB1H471K	CERAMIC 470PF K		
C141-144			CK45FB1H103K	CERAMIC 0.010UF K		
C145,146			CQ93FM1H683J	MYLAR 0.068UF J		
C147,148			CQ93FM1H683J	MYLAR 0.068UF J	ET	
C151-154			CK45FB1H103K	CERAMIC 0.010UF K		
C155,156			CQ93FM1H683J	MYLAR 0.068UF J		
C157,158			CQ93FM1H683J	MYLAR 0.068UF J	ET	
C159			CE04KW1A221M	ELECTRO 220UF 10WV		
C160-162			CE04KW1H4R7M	ELECTRO 4.7UF 50WV		
C174-184			CK45FB1H103K	CERAMIC 0.010UF K	ET	
C185			CE04KW2A2R2M	ELECTRO 2.2UF 100WV		
C191-194			CC45FSL1H220J	CERAMIC 22PF J		
C195-199			C91-0737-05	CERAMIC 47PF J	ET	
C201-203			CK45FB1H221K	CERAMIC 220PF K		
C251,252			CE04KW1C220M	ELECTRO 22UF 16WV		50,55
E1	1C		E63-0154-08	PHONO JACK (2P)		
E2	1C		E21-0034-08	TERMINAL(SPEAKER 6P)		50,55
E2	1C	∗	E70-0073-08	TERMINAL(SPEAKER 2P)		60

L : Scandinavia **K** : USA **P** : Canada **R** : Mexico **50** : KR-V5080
Y : PX(Far East, Hawaii) **T** : Europe **E** : Europe **G** : Germany **55** : KR-V5580
Y : AAFES(Europe) **X** : Australia **M** : Other Areas **60** : KR-V6080

⚠ indicates safety critical components.

∗ New Parts
Parts without **Parts No.** are not supplied.
Les articles non mentionnes dans le **Parts No.** ne sont pas fournis.
Teile ohne **Parts No.** werden nicht geliefert.

❹

Ref. No	Address	New Parts	Parts No.	Description	Destination	Remarks
E2	1C	∗	E70-0074-08	TERMINAL(SPEAKER 4P)		60
E3	1C		E70-0004-08	TERMINAL(SPEAKER 8P)		
E301	1C		E63-0152-08	PHONO JACK(4P),VIDEO		
E302	1C		E11-0188-05	JACK,D3.5		
G501		∗	E23-1720-08	TERMINAL(GND)		60
JACK451	2B		E11-0263-08	JACK,D6.5(PHONES)		
TP1 ,2		∗	E40-9970-08	CN WAFER(TEST POINT)		
L101-104		∗	L39-1303-08	INDUCTOR	ET	
L105		∗	L33-0537-08	COIL,FILTER,INDUCTOR		60
CP101,102			R90-0826-05	MULTI-COMP 0.22X2 J 5W		
CP103,104			R90-0826-05	MULTI-COMP 0.22X2 J 5W		
⚠ R1			RD14GB3D331J	FL-PROOF RD 330 J 2W		
R1,2			RS14GB3A561J	FL-PROOF RS 560 J 1W		
R3			RD14GB3D331J	FL-PROOF RD 330 J 2W		
⚠ R7			RD14GB2E101J	FL-PROOF RD 100 J 1/4W		
R11			RS14GB3D821J	FL-PROOF RS 820 J 2W		
⚠ R12			RS14GB3D181J	FL-PROOF RS 180 J 2W		
R13			RD14GB2E100J	FL-PROOF RD 10 J 1/4W		
R23 ,24			RD14BB2C331J	RD 330 J 1/6W		60
R23 ,24			RD14BB2C361J	RD 360 J 1/6W		50,55
⚠ R65 ,66			RD14GB2E470J	FL-PROOF RD 47 J 1/4W		
R113,114			RD14BB2C301J	RD 300 J 1/6W		60
R113,114			RD14BB2C331J	RD 330 J 1/6W		55
R113,114			RD14BB2C391J	RD 390 J 1/6W		50
R115-118			RD14GB2E221J	FL-PROOF RD 220 J 1/4W		55
R121,122			RD14BB2C103J	RD 10K J 1/6W		50
R121,122			RD14BB2C392J	RD 3.9K J 1/6W		60
R121,122			RD14BB2C473J	RD 47K J 1/6W		
R123,124			RD14GB2E121J	FL-PROOF RD 120 J 1/4W		
R141,142			RD14BB2C331J	RD 330 J 1/6W		60
R141,142			RD14BB2C361J	RD 360 J 1/6W		55
R141,142			RD14BB2C431J	RD 430 J 1/6W		50
R143,144			RD14GB2E221J	FL-PROOF RD 220 J 1/4W		
R145			RD14BB2C223J	RD 22K J 1/6W		60
R145			RD14BB2C272J	RD 2.7K J 1/6W		55
R145-148			RD14BB2C392J	RD 3.9K J 1/6W		50
R146			RD14BB2C682J	RD 6.8K J 1/6W		55
R146			RD14BB2C822J	RD 8.2K J 1/6W		60
R147			RD14BB2C103J	RD 10K J 1/6W		55
R147			RD14BB2C473J	RD 47K J 1/6W		60
R148			RD14BB2C682J	RD 6.8K J 1/6W		55
R148			RD14BB2C822J	RD 8.2K J 1/6W		60
R149,150			RD14GB2E221J	FL-PROOF RD 220 J 1/4W		
R153,154			RD14GB2E121J	FL-PROOF RD 120 J 1/4W		
⚠ R183,184			RD14GB2E100J	FL-PROOF RD 10 J 1/4W		
R189-192			RD14GB2E220J	FL-PROOF RD 22 J 1/4W		
R193,194			RD14GB2E332J	FL-PROOF RD 3.3K J 1/4W		
R199,200			RS14GB3A100J	FL-PROOF RS 10 J 1W		
R209-212			RD14GB2E220J	FL-PROOF RD 22 J 1/4W		
R213,214			RD14GB2E332J	FL-PROOF RD 3.3K J 1/4W		
R221,222			RS14GB3A100J	FL-PROOF RS 10 J 1W		
R233,234			RS14GB3A561J	FL-PROOF RS 560 J 1W		
R254			RD14BB2C104J	RD 100K J 1/6W		50,55
R255			RD14BB2C361J	RD 360 J 1/6W		50,55

L : Scandinavia **K** : USA **P** : Canada **R** : Mexico **50** : KR-V5080
Y : PX(Far East, Hawaii) **T** : Europe **E** : Europe **G** : Germany **55** : KR-V5580
Y : AAFES(Europe) **X** : Australia **M** : Other Areas **60** : KR-V6080

⚠ indicates safety critical components.

KR-V5080/V5580/V6080
PARTS LIST

∗ New Parts
Parts without **Parts No.** are not supplied.
Les articles non mentionnes dans le **Parts No.** ne sont pas fournis.
Teile ohne **Parts No.** werden nicht geliefert.

❺

Ref. No	Address	New Parts	Parts No.	Description	Destination	Remarks
R256			RD14BB2C103J	RD 10K J 1/6W		50,55
VR101,102			R12-1616-05	VARIABLE RESISTOR(IDLE ADJ)		
K1		∗	S76-0054-08	RELAY		60
K2		∗	S75-0053-08	RELAY		50,55
K2		∗	S76-0054-08	RELAY		60
K3		∗	S76-0053-08	RELAY,SPEAKER		
S301	1C		S62-0032-08	SW,SLIDE(IMPEDANCE SELECTOR)		
S451			S68-0061-08	SP SELECTOR SWITCH		50,55
⚠ D1-4			1N4002A	DIODE		
⚠ D5			1N4002A	DIODE		
⚠ D6			1N4002A	DIODE		
⚠ D7			1N4002A	DIODE		
⚠ D8			1N4002A	DIODE		
D9-13			1SS131T	DIODE		
D15			1N4004A	DIODE		
⚠ D16			D5SB20	DIODE		
D101-118			1SS131T	DIODE		
D121,122			1SS131T	DIODE		
D123,124			1N4002A	DIODE		
D515,516			1N4002A	DIODE		
IC1 ,2		∗	NJM4580D-D	IC(OP AMP X2)		
⚠ Q1			2SD2061E	TRANSISTOR		
Q2,3			2SC1740SR	TRANSISTOR		
Q4,5			2SA933S	TRANSISTOR		
⚠ Q6			2SD2061E	TRANSISTOR		
⚠ Q7			2SA916Y	TRANSISTOR		
Q8			2SA933S	TRANSISTOR		
Q9,10			2SC1740SR	TRANSISTOR		
Q11			2SC1740SR	TRANSISTOR		60
Q12 ,13			2SC1740SR	TRANSISTOR		
Q14			2SA916Y	TRANSISTOR		
Q15			DTC144ES	TRANSISTOR		
Q101,102			2SC2878	TRANSISTOR		
Q103-106			2SA992F	TRANSISTOR		
Q107-110			2SC1845F	TRANSISTOR		
Q111,112			2SA992F	TRANSISTOR		
Q113,114			2SC2878	TRANSISTOR		
Q115-118			2SA992F	TRANSISTOR		
Q119-122			2SC1845F	TRANSISTOR		
Q123,124			2SA992F	TRANSISTOR		
Q125,126			2SC1740SR	TRANSISTOR		
Q127			2SA992F	TRANSISTOR		
Q128			2SA992F	TRANSISTOR		
Q129,130			2SC1845F	TRANSISTOR		
Q131,132			2SA992F	TRANSISTOR		
Q133,134			2SC1845F	TRANSISTOR		
Q135			2SA933S	TRANSISTOR		
Q136			2SC1740SR	TRANSISTOR		
Q137			2SA933S	TRANSISTOR		
Q138			2SC1740SR	TRANSISTOR		
Q139			2SA933S	TRANSISTOR		
Q140			2SC1740SR	TRANSISTOR		
Q141,142			2SC1845F	TRANSISTOR		
Q143,144			2SD882Y	TRANSISTOR		

L : Scandinavia **K** : USA **P** : Canada **R** : Mexico **50** : KR-V5080
Y : PX(Far East, Hawaii) **T** : Europe **E** : Europe **G** : Germany **55** : KR-V5580
Y : AAFES(Europe) **X** : Australia **M** : Other Areas **60** : KR-V6080
⚠ indicates safety critical components.

∗ New Parts
Parts without **Parts No.** are not supplied.
Les articles non mentionnes dans le **Parts No.** ne sont pas fournis.
Teile ohne **Parts No.** werden nicht geliefert.

❻

Ref. No	Address	New Parts	Parts No.	Description	Destination	Remarks
Q145,146			2SC1845F	TRANSISTOR		
Q147,148			2SD882Y	TRANSISTOR		
Q149,150			2SC1845F	TRANSISTOR		
Q151			2SA992F	TRANSISTOR		
⚠ Q152,153			2SD2222Q	TRANSISTOR		60
⚠ Q152,153		∗	2SD2389Q	TRANSISTOR		50
⚠ Q152,153		∗	2SD2390Q	TRANSISTOR		55
⚠ Q154,155		∗	2SB1470Q	TRANSISTOR		
⚠ Q157			2SD2389P	TRANSISTOR		50
⚠ Q157			2SD2390P	TRANSISTOR		55,60
⚠ Q158			2SD2389P	TRANSISTOR		55,60
⚠ Q158			2SD2493P	TRANSISTOR		50
⚠ Q159			2SB1559P	TRANSISTOR		50
⚠ Q159			2SB1560P	TRANSISTOR		55,60
⚠ Q160			2SB1559P	TRANSISTOR		55,60
⚠ Q160			2SB1624P	TRANSISTOR		50
Q251,252			2SC1740SR	TRANSISTOR		50,55
Q253			DTC114ES	TRANSISTOR		50,55
Q254			DTA114ES	TRANSISTOR		50,55
ZD1			MTZ6.2B	ZENER DIODE		
ZD2			MTZ8.2B	ZENER DIODE		
ZD3 ,4			MTZJ16B	ZENER DIODE		
ZD5			MTZ4.7B	ZENER DIODE		
ZD6			MTZ3.9B	ZENER DIODE		
ZD7			MTZ5.1B	ZENER DIODE		
ZD101,102		∗	MTZJ10B	ZENER DIODE		50,55
ZD101,102		∗	MTZJ20B	ZENER DIODE		60
ZD103,104			MTZ12B	ZENER DIODE		50
ZD103,104		∗	MTZ13B	ZENER DIODE		55
ZD103,104		∗	MTZ6.8B	ZENER DIODE		60
ZD105-108		∗	MTZ10B	ZENER DIODE		60
ZD105-108			MTZ8.2B	ZENER DIODE		50
ZD105-108			MTZ9.1B	ZENER DIODE		55
ZD109,110			MTZ12B	ZENER DIODE		50
ZD109,110		∗	MTZ13B	ZENER DIODE		55
ZD109,110		∗	MTZ6.8B	ZENER DIODE		60
ZD111,112		∗	MTZJ10B	ZENER DIODE		50,55
ZD111,112		∗	MTZJ20B	ZENER DIODE		60
ZD113			MTZJ16B	ZENER DIODE		55
ZD113			MTZJ18B	ZENER DIODE		50,60
ZD114			MTZJ18B	ZENER DIODE		55
ZD115,116		∗	MTZJ10B	ZENER DIODE		50
ZD115,116			MTZJ18B	ZENER DIODE		55
ZD117			MTZJ20B	ZENER DIODE		55,60
ZD118			MTZJ18B	ZENER DIODE		
ZD119,120		∗	MTZJ10B	ZENER DIODE		50
ZD119,120			MTZJ18B	ZENER DIODE		55,60
ZD121			MTZ5.1B	ZENER DIODE		
ZD122			MTZJ20B	ZENER DIODE		
POWER • VIDEO UNIT						
CN14			E40-4295-05	CN WAFER 5P		
CN17			E40-4245-05	CN WAFER 2P		
CN19			L108-03960-201	CN WAFER 2P		
CN19			L108-35310-200	CN WAFER 2P		
C250			C91-1441-08	CERAMIC 4700PF 250WV		

L : Scandinavia **K** : USA **P** : Canada **R** : Mexico **50** : KR-V5080
Y : PX(Far East, Hawaii) **T** : Europe **E** : Europe **G** : Germany **55** : KR-V5580
Y : AAFES(Europe) **X** : Australia **M** : Other Areas **60** : KR-V6080
⚠ indicates safety critical components.

∗ New Parts
Parts without **Parts No.** are not supplied.
Les articles non mentionnes dans le **Parts No.** ne sont pas fournis.
Teile ohne **Parts No.** werden nicht geliefert.

❼

Ref. No	Address	New Parts	Parts No.	Description	Destination	Remarks
C301			CE04KW0J471M	ELECTRO 470UF 6.3WV		
C302			CE04KW1C470M	ELECTRO 47UF 16WV		
C303,304			CK45FB1H103K	CERAMIC 0.010UF K		
C305,306			CE04KW1H100M	ELECTRO 10UF 50WV		
C307,308			C91-0737-05	CERAMIC 47PF J		
C309,310			CK45FB1H103K	CERAMIC 0.010UF K		
C311,312			C91-0749-05	CERAMIC 220PF K		
C313			CK45FB1H103K	CERAMIC 0.010UF K		
C401,402			CE04KW1C470M	ELECTRO 47UF 16WV		
C403			CE04KW1H100M	ELECTRO 10UF 50WV		
C404			CE04KW1E331M	ELECTRO 330UF 25WV		
C406			CK45FE2H103P	CERAMIC 0.010UF P		
C407			CK45FB1H103K	CERAMIC 0.010UF K		
C408			C91-1441-08	CERAMIC 4700PF 250WV		
C409			CK45FB1H103K	CERAMIC 0.010UF K	MY	
C410			CK45FB1H473K	CERAMIC 0.047UF K	MY	
⚠ A401	1B	∗	E03-0144-08	AC OUTLET	KPY	
⚠ A401	1B	∗	E03-0322-08	AC OUTLET	T	
⚠ A401	1B	∗	E03-0324-08	AC OUTLET	MEC	
⚠ A402	1B	∗	E03-0322-08	AC OUTLET	T	
⚠ A402	1B	∗	E03-0324-08	AC OUTLET	MEC	
⚠ A403		∗	E30-0334-08	AC OUTLET	X	
⚠ F1	1B		F04-5022-05	FUSE,5A	KP	55
⚠ F1	1B		F05-2525-05	FUSE,2.5A	MX	55
⚠ F1	1B		F05-3121-05	FUSE,3.15	MCY	60
⚠ F1	1B		F06-2021-05	FUSE,2A	ETX	50
⚠ F2	1B		F05-2525-05	FUSE,2.5A	MX	55
⚠ F3	1B		F05-3121-05	FUSE,3.15A	MXCYET	60
⚠ F2	1B		F05-6029-05	FUSE,6A	KP	60
⚠ F3	1B		F05-2525-05	FUSE,2.5A	MCXYE	
⚠ FH2 ,3		∗	J13-0075-08	HOLDER,FUSE CLIP		
⚠ T401			L07-1983-08	POWER TRANSFORMER	X	
⚠ T401			L07-1985-08	POWER TRANSFORMER	KP	
⚠ T401			L07-1987-08	POWER TRANSFORMER	ET	
⚠ T401		∗	L07-2200-08	POWER TRANSFORMER	MCY	
R251,252			RD14GB2E100J	FL-PROOF RD 10 J 1/4W		
R253			RD14GB2E3R3J	FL-PROOF RD 3.3 J 1/4W		
R307,308			RS14GB3A391J	FL-PROOF RS 390 J 1W		
R405			RS14GB3D222J	FL-PROOF RS 2.2K J 2W	MY	
R406			R92-1841-08	FL-PROOF RS 7.5K J 6W	MY	
R412			RD14BB2C103J	RD 10K J 1/6W	MY	60
⚠ RY401			S76-0008-05	RELAY,AC OUTLET		50,55
⚠ S401	1C		S62-0059-08	SLIDE SWITCH		
⚠ SW1	1A,2A		S40-1089-05	SW,PUSH(MAIN POWER)	ETMCXY	
⚠ D5			1N4002A	DIODE		
⚠ D7			1N4002A	DIODE		
⚠ D301-304			1SS131T	DIODE		
D401-404			1SS131T	DIODE		
⚠ D405-408			1N4002A	DIODE		
D409			1SS131T	DIODE	MY	
IC301			NJM2279D	IC(VIDEO IC)		
Q401			2SC2316Y	TRANSISTOR		
Q402			2SC1740SR	TRANSISTOR		

L : Scandinavia **K** : USA **P** : Canada **R** : Mexico **50** : KR-V5080
Y : PX(Far East, Hawaii) **T** : Europe **E** : Europe **G** : Germany **55** : KR-V5580
Y : AAFES(Europe) **X** : Australia **M** : Other Areas **60** : KR-V6080
⚠ indicates safety critical components.

∗ New Parts
Parts without **Parts No.** are not supplied.
Les articles non mentionnes dans le **Parts No.** ne sont pas fournis.
Teile ohne **Parts No.** werden nicht geliefert.

❽

Ref. No	Address	New Parts	Parts No.	Description	Destination	Remarks
Q403			2SC1740SR	TRANSISTOR	MY	
Q404			2SC1845FR	TRANSISTOR	MY	
Q405			2SA916	TRANSISTOR	MY	
Q410			2SC1845FR	TRANSISTOR	MY	
ZD301,302			MTZ6.2B	ZENER DIODE		
ZD401			MTZ6.2B	ZENER DIODE		
ZD402			MTZ2.7B	ZENER DIODE		
ZD404			MTZ6.2B	ZENER DIODE		
AUDIO UNIT						
C501-504			C91-0749-05	CERAMIC 220PF K	ET	
C505,506			C91-0749-05	CERAMIC 220PF K		
C507,508			C91-0749-05	CERAMIC 220PF K	ET	
C509,510			C91-0749-05	CERAMIC 220PF K		
C511,512			C91-0749-05	CERAMIC 220PF K	ET	
C513,514			C91-0749-05	CERAMIC 220PF K		
C515,516			C91-0749-05	CERAMIC 220PF K	ET	
C517			C91-0749-05	CERAMIC 220PF K		
C517			C91-0757-05	CERAMIC 1000PF K		
C518			C91-0749-05	CERAMIC 220PF K		
C519,520			CK45FF1H103Z	CERAMIC 0.010UF Z		
C521,522			CE04KW1H2R2M	ELECTRO 2.2UF 50WV		
C523,524			C91-0749-05	CERAMIC 220PF K	ET	
C525-528			CE04KW1C220M	ELECTRO 22UF 16WV		
C529,530			CE04KW1H4R7M	ELECTRO 4.7UF 50WV		
C531			CQ93FM1H223J	MYLAR 0.022UF J		
C532			CQ93FM1H473J	MYLAR 0.047UF J		
C533			CE04KW1A221M	ELECTRO 220UF 10WV		
C534-537			CE04KW1H100M	ELECTRO 10UF 50WV		
C538			CE04KW1A221M	ELECTRO 220UF 10WV		
C539,540			CE04KW1H010M	ELECTRO 1.0UF 50WV		
C541,542		∗	CF93AN1H104J	MF-C 0.10UF J		
C543			CE04KW1HR47M	ELECTRO 0.47UF 50WV		
C544			CE04KW1H4R7M	ELECTRO 4.7UF 50WV		
C545			CE04KW1HR47M	ELECTRO 0.47UF 50WV		
C546			CE04KW1H4R7M	ELECTRO 4.7UF 50WV		
C547		∗	CF93AN1H154J	MF-C 0.15UF J		
C548			CE04KW1H3R3M	ELECTRO 3.3UF 50WV		
C549,550			CF93AN1H154J	MF-C 0.15UF J		
C551			CE04KW1H3R3M	ELECTRO 3.3UF 50WV		
C552		∗	CF93AN1H154J	MF-C 0.15UF J		
C553			CE04KW1H4R7M	ELECTRO 4.7UF 50WV		
C554			CE04KW1HR47M	ELECTRO 0.47UF 50WV		
C555			CE04KW1H4R7M	ELECTRO 4.7UF 50WV		
C556			CE04KW1HR47M	ELECTRO 0.47UF 50WV		
C557,558		∗	CF93AN1H104J	MF-C 0.10UF J		
C559			CE04KW1C470M	ELECTRO 47UF 16WV		
C560		∗	CF93AN1H474J	MF-C 0.47UF J		
C561		∗	CF93AN1H824J	MF-C 0.82UF J		
C562,563			CE04KW1H100M	ELECTRO 10UF 50WV		
C564			C91-0755-05	CERAMIC 680PF K		
C565			C91-0757-05	CERAMIC 1000PF K		
C566		∗	CF93AN1H104J	MF-C 0.10UF J		
C567			CE04KW1C470M	ELECTRO 47UF 16WV		
C568			CE04KW1H2R2M	ELECTRO 2.2UF 50WV		

L : Scandinavia **K** : USA **P** : Canada **R** : Mexico **50** : KR-V5080
Y : PX(Far East, Hawaii) **T** : Europe **E** : Europe **G** : Germany **55** : KR-V5580
Y : AAFES(Europe) **X** : Australia **M** : Other Areas **60** : KR-V6080
⚠ indicates safety critical components.

KR-V5080/V5580/V6080
PARTS LIST

* New Parts
Parts without **Parts No.** are not supplied.
Les articles non mentionnes dans le **Parts No.** ne sont pas fournis.
Teile ohne **Parts No.** werden nicht geliefert.

9

Ref. No	Add-ress	New Parts	Parts No.	Description	Desti-nation	Re-marks
C569			CQ93FM1H222J	MYLAR 2200PF J		
C570			CQ93FM1H103J	MYLAR 0.010UF J		
C571			CE04KW1H100M	ELECTRO 10UF 50WV		
C572			CE04KW1A221M	ELECTRO 220UF 10WV		
C573,574			CE04KW1H100M	ELECTRO 10UF 50WV		
C575		*	CF93AN1H105J	MF-C 1.0UF J		
C576,578			CQ93FM1H333J	MYLAR 0.033UF J		
C577			CQ93FM1H152J	MYLAR 1500PF J		
C579			CK45FF1H223Z	CERAMIC 0.022UF Z		
C580			CE04KW1A221M	ELECTRO 220UF 10WV		
C581			CE04KW1C101M	ELECTRO 100UF 16WV		
C582			CE04KW1C470M	ELECTRO 47UF 16WV		
C583,584			CE04KW1C101M	ELECTRO 100UF 16WV		
C585,586			CE04KW1H010M	ELECTRO 1.0UF 50WV		
C587,588			CE04KW1H100M	ELECTRO 10UF 50WV		
C589			CK45FF1H103Z	CERAMIC 0.010UF Z		
C590			C91-0749-05	CERAMIC 220PF K		
C591			C91-1547-08	CERAMIC 220PF K		
C592,593			C91-0745-05	CERAMIC 100PF K		
C601,602			CK45FF1H473Z	CERAMIC 0.047UF Z		
C603			CE04KW1C101M	ELECTRO 100UF 16WV		
C604,605			CE04KW1H010M	ELECTRO 1.0UF 50WV		
C606,607			CQ93FM1H333J	MYLAR 0.033UF J		
JACK501		*	E63-0186-08	PHONO JACK (4P)		
JACK502		*	E63-0187-08	PHONO JACK (6P)		
JACK503		*	E63-0187-08	PHONO JACK (6P)		
JP11		*	E40-9975-08	CN WAFER		
JP12		*	E40-9974-08	CN WAFER		
JP13		*	E40-9973-08	CN WAFER		
L501			L40-1001-17	COIL,FILTER-INDUCTOR		
X501			L78-0632-08	RESONATOR,CERAMIC		
⚠ R573,574			RD14GB2E150J	FL-PROOF RD 15 J 1/4W		
⚠ R576,577			RD14GB2E100J	FL-PROOF RD 10 J 1/4W		
R602			RD14BB2C102J	RD 1.0K J 1/6W		60
⚠ R603			RD14GB2E100J	FL-PROOF RD 10 J 1/4W		
VR601	2B	*	R31-0074-08	VARIABLE RESISTOR(VOLUME CONT)		
D501			MTZ5.1B	ZENER DIODE		
D502		*	MTZ10B	ZENER DIODE		
D503-516			1SS133T	DIODE		
D601			1SS133T	DIODE		
D602			MTZ5.1B	ZENER DIODE		60
D603			MTZ5.1B	ZENER DIODE		
IC501			NJU7313AL	IC(ANALOG SWITCH)		
IC502			NJU7311AL	IC(ANALOG SWITCH)		
IC503			LA2785	IC(DOLBY PRO LOGIC DECODER IC)		
IC504			LV1011	IC(DOLBY SURROUND DECODER)		
IC505,506		*	NJM4580D-D	IC(OP AMP X2)		
IC601		*	BA6209N	IC(MOTOR DRIVER)		
⚠ Q501		*	KTC3205Y	TRANSISTOR		
Q502-504			2SC1740SR	TRANSISTOR		
Q601			DTA124ES	TRANSISTOR		
Q602,603			2SC1740SR	TRANSISTOR		

L : Scandinavia **K** : USA **P** : Canada **R** : Mexico **50** : KR-V5080
Y : PX(Far East, Hawaii) **T** : Europe **E** : Europe **G** : Germany **55** : KR-V5580
Y : AAFES(Europe) **X** : Australia **M** : Other Areas **60** : KR-V6080
⚠ indicates safety critical components.

* New Parts
Parts without **Parts No.** are not supplied.
Les articles non mentionnes dans le **Parts No.** ne sont pas fournis.
Teile ohne **Parts No.** werden nicht geliefert.

10

Ref. No	Add-ress	New Parts	Parts No.	Description	Desti-nation	Re-marks
TUNER UNIT (E,T)						
CN6			E40-9972-08	CN WIRE 7P	ET	
CN7		*	E40-9985-08	CN WIRE 13P		
C801			CC73FCH1H330J	CHIP C 33PF J		
C802-804			CK73FB1H102K	CHIP C 1000PF K		
C806,807			CK73FB1E102K	CHIP C 1000PF K		
C808			CQ93FM1H223J	MYLAR 0.022UF J		
C809			CE04KW1H2R2M	ELECTRO 2.2UF 50WV		
C810			CE04KW1C470M	ELECTRO 47UF 16WV		
C811			CE04KW1H010M	ELECTRO 1.0UF 50WV		
C812			CK73FB1E103K	CHIP C 0.010UF K		
C813			CC73FCH1H060C	CHIP C 6.0PF C		
C814,815			CK73FB1H473K	CHIP C 0.047UF K		
C816			CE04KW1HR47M	ELECTRO 0.47UF 50WV		
C817			CC45FSL1H020C	CERAMIC 2.0PF C		
C818			CC73FSL1H220J	CHIP C 22PF J		
C819			CE04KW1A101M	ELECTRO 100UF 10WV		
C820			CK73FB1H472K	CHIP C 4700PF K		
C821			CC73FCH1H101J	CHIP C 100PF J		
C822			CE04KW1H4R7M	ELECTRO 4.7UF 50WV		
C823,824			CQ93FM1H273K	MYLAR 0.027UF K		
C825,826			CE04KW1H100M	ELECTRO 10UF 50WV		
C827			CK73FB1H473K	CHIP C 0.047UF K		
C828			CE04KW1H100M	ELECTRO 10UF 50WV		
C829			CK73FB1H473K	CHIP C 0.047UF K		
C830			CE04KW1H100M	ELECTRO 10UF 50WV		
C831			CE04KW1H010M	ELECTRO 1.0UF 50WV		
C832			CE04KW1H100M	ELECTRO 10UF 50WV		
C833			CK73FB1H473K	CHIP C 0.047UF K		
C834			CE04KW1HR47M	ELECTRO 0.47UF 50WV		
C835			CE04KW1H010M	ELECTRO 1.0UF 50WV		
C836			CE04KW1H2R2M	ELECTRO 2.2UF 50WV		
C837			CK73FB1E103K	CHIP C 0.010UF K		
C838			CE04KW1C470M	ELECTRO 47UF 16WV		
C839			CK73FB1E103K	CHIP C 0.010UF K		
C840			CE04KW1C470M	ELECTRO 47UF 16WV		
C841-843			CK73FB1E103K	CHIP C 0.010UF K		
C845-847			CC73FSL1H220J	CHIP C 22PF J		
C848-851			CC73FCH1H101J	CHIP C 100PF J		
C852			CE04KW1C470M	ELECTRO 47UF 16WV		
C853			CK73FB1H473K	CHIP C 0.047UF K		
C854			CE04KW1H0R1M	ELECTRO 0.1UF 50WV		
C855,856			CE04KW1H2R2M	ELECTRO 2.2UF 50WV		
C857,858		*	CK14FB1C562M	CERAMIC 5600PF M		
C859			CE04KW1C470M	ELECTRO 47UF 16WV		
C860			C91-0769-05	CERAMIC 0.010UF K		
C861			CE04KW1H100M	ELECTRO 10UF 50WV		
C862			C91-0769-05	CERAMIC 0.010UF K		
C863			CE04KW1H2R2M	ELECTRO 2.2UF 50WV		
C864			C91-0751-05	CERAMIC 330PF K		
C865			C91-0769-05	CERAMIC 0.010UF K		
C866			C91-0754-05	CERAMIC 560PF J		
C867			C91-0769-05	CERAMIC 0.010UF K		
C868			CE04KW1H100M	ELECTRO 10UF 50WV		

L : Scandinavia **K** : USA **P** : Canada **R** : Mexico **50** : KR-V5080
Y : PX(Far East, Hawaii) **T** : Europe **E** : Europe **G** : Germany **55** : KR-V5580
Y : AAFES(Europe) **X** : Australia **M** : Other Areas **60** : KR-V6080
⚠ indicates safety critical components.

* New Parts
Parts without **Parts No.** are not supplied.
Les articles non mentionnes dans le **Parts No.** ne sont pas fournis.
Teile ohne **Parts No.** werden nicht geliefert.

11

Ref. No	Add-ress	New Parts	Parts No.	Description	Desti-nation	Re-marks
C869			C91-0769-05	CERAMIC 0.010UF K		
C870			CC45FSL1H820J	CERAMIC 82PF K		
C871			C91-0737-05	CERAMIC 47PF J		
C872			CC73FCH1H680J	CHIP C 68PF J		
C875			CK73FB1H103K	CHIP C 0.010UF K		
C876			CC73FCH1H150J	CHIP C 15PF J		
C877			CK73FB1E103K	CHIP C 0.010UF K		
CF801,802		*	L72-0575-08	FILTER,LC MPX		
L801		*	L33-0535-08	COIL,FILTER-INDUCTOR		
L802		*	L33-0536-08	COIL,FILTER-INDUCTOR		
L803			L39-1322-08	COIL,IF MW		
L804		*	L39-1346-08	COIL,DET FM		
L805		*	L30-0904-08	COIL,IF MW		
L806		*	L39-1323-08	FILTER,LC MPX		
L807		*	L33-0535-08	COIL,FILTER-INDUCTOR		
L808,809		*	L39-1347-08	FILTER,LC MPX		
L810-812		*	L33-0535-08	COIL,FILTER-INDUCTOR		
L813,814		*	L33-0536-08	COIL,FILTER-INDUCTOR		
L815,816		*	L33-0535-08	COIL,FILTER-INDUCTOR		
X801		*	L77-2180-08	CRYSTAL (7.2MHZ)		
X802			L78-0633-08	RESONATOR,CERAMIC		
X803			L77-2127-08	CRYSTAL (4.332MHZ)		
X804			L78-0617-08	RESONATOR,CERAMIC (4.00MHZ)		
J816			RK73FB2B000J	CHIP R 0.0 J 1/8W		
J855			RK73EB2B000J	CHIP R 0.0 J 1/8W		
J856,857			RK73EB2B000J	CHIP R 0.0 J 1/8W		
J859			RK73EB2B000J	CHIP R 0.0 J 1/8W		
J860-868			RK73EB2B000J	CHIP R 0.0 J 1/8W		
J878			RK73EB2B000J	CHIP R 0.0 J 1/8W		
R801			RK73FB2A122J	CHIP R 1.2K J 1/10W		
R802			RK73FB2A681J	CHIP R 680 J 1/10W		
R803			RK73FB2A750J	CHIP R 75 J 1/10W		
R804			RK73FB2A621J	CHIP R 620 J 1/10W		
R805			RK73FB2A104J	CHIP R 100K J 1/10W		
R806			RK73FB2A471J	CHIP R 470 J 1/10W		
R807			RK73FB2A181J	CHIP R 180 J 1/10W		
R808			RK73FB2A104J	CHIP R 100K J 1/10W		
R809			RK73FB2A103J	CHIP R 10K J 1/10W		
R810			RK73FB2A104J	CHIP R 100K J 1/10W		
R811,812			RK73FB2A223J	CHIP R 22K J 1/10W		
R815			RK73FB2A332J	CHIP R 3.3K J 1/10W		
R816			RK73FB2A681J	CHIP R 680 J 1/10W		
R817			RK73FB2A100J	CHIP R 10 J 1/10W		
R818			RK73FB2A331J	CHIP R 330 J 1/10W		
R819			RK73FB2A101J	CHIP R 100 J 1/10W		
R823			RD14GB2E101J	FL-PROOF RD 100 J 1/4W		
R826			RK73FB2A473J	CHIP R 47K J 1/10W		
R827			RK73FB2A333J	CHIP R 33K J 1/10W		
R828			RK73FB2A392J	CHIP R 3.9K J 1/10W		
R829			RK73FB2A333J	CHIP R 33K J 1/10W		
R830,831			RK73FB2A222J	CHIP R 2.2K J 1/10W		
R832			RK73FB2A562J	CHIP R 5.6K J 1/10W		
R833			RK73FB2A302J	CHIP R 3.0K J 1/10W		
⚠ R834			RD14GB2E470J	FL-PROOF RD 47 J 1/4W		
R837			RS14GB3D221J	FL-PROOF RS 220 J 2W		

L : Scandinavia **K** : USA **P** : Canada **R** : Mexico **50** : KR-V5080
Y : PX(Far East, Hawaii) **T** : Europe **E** : Europe **G** : Germany **55** : KR-V5580
Y : AAFES(Europe) **X** : Australia **M** : Other Areas **60** : KR-V6080
⚠ indicates safety critical components.

* New Parts
Parts without **Parts No.** are not supplied.
Les articles non mentionnes dans le **Parts No.** ne sont pas fournis.
Teile ohne **Parts No.** werden nicht geliefert.

12

Ref. No	Add-ress	New Parts	Parts No.	Description	Desti-nation	Re-marks
R838			RK73FB2A103J	CHIP R 10K J 1/10W		
R839,840			RK73FB2A102J	CHIP R 1.0K J 1/10W		
R846-849			RK73FB2A472J	CHIP R 4.7K J 1/10W		
R851			RK73FB2A332J	CHIP R 3.3K J 1/10W		
R852			RK73FB2A222J	CHIP R 2.2K J 1/10W		
R853			RK73FB2A332J	CHIP R 3.3K J 1/10W		
R858			RK73FB2A104J	CHIP R 100K J 1/10W		
R860			RK73FB2A104J	CHIP R 100K J 1/10W		
R861			RK73FB2A102J	CHIP R 1.0K J 1/10W		
R865			RK73FB2A821J	CHIP R 820 J 1/10W		
R866			RK73FB2A473J	CHIP R 47K J 1/10W		
R867			RK73FB2A472J	CHIP R 4.7K J 1/10W		
R868			RK73FB2A102J	CHIP R 1.0K J 1/10W		
R871			RK73FB2A102J	CHIP R 1.0K J 1/10W		
R872			RK73FB2A561J	CHIP R 560 J 1/10W		
R874			RD14GB3D331J	FL-PROOF RD 330 J 2W		
R882			RK73FB2A331J	CHIP R 330 J 1/10W		
R883			RK73FB2A563J	CHIP R 56K J 1/10W		
R884			RK73FB2A473J	CHIP R 47K J 1/10W		
JACK801	2C		E70-0023-08	ANTENNA TERMINAL		
D801			MTZ5.1B	ZENER DIODE		
D802		*	MTZ3.3B	ZENER DIODE		
D803		*	1SS355USM	DIODE		
D804			MTZ5.1B	ZENER DIODE		
D804-806			1SS133T-77	DIODE		
D807		*	1SS355USM	DIODE		
IC801		*	LA1836N	IC		
IC802		*	LC7218	IC(PLL FREQUENCY SYNTHESIZER)		
IC803			LM258N	IC		
IC804		*	SAA6579T	IC		
IC805			LC6543H	IC		
Q801			2SC2412K	TRANSISTOR		
Q802			2SA1037K	TRANSISTOR		
Q803			2SC2412K	TRANSISTOR		
Q804			KTC3880O	TRANSISTOR		
Q805			2SC1845F	TRANSISTOR		
Q806			2SC1740SR	TRANSISTOR		
Q807,808			2SA933S	TRANSISTOR		
Q809			2SC1740SR	TRANSISTOR		
Q810			2SC2412K	TRANSISTOR		
Q811			KTC3205Y	TRANSISTOR		
Q812,813			2SC2412K	TRANSISTOR		
Q814			2SA1037K	TRANSISTOR		
ZD803			MTZJ6.2B	ZENER DIODE		
TU801			W02-2529-08	FM FRONT END		
TUNER UNIT (K,P,M,X,Y)						
C801,802			CK45FF1H103Z	CERAMIC 0.010UF Z		
C803			CC45FCH1H150J	CERAMIC 15PF J		
C804			CE04KW1C470M	ELECTRO 47UF 16WV		
C805			CK45FF1H103Z	CERAMIC 0.010UF Z		
C806			CK45FF1H473Z	CERAMIC 0.047UF Z		
C808			CK45FF1H103Z	CERAMIC 0.010UF Z		
C810			CK45FB1H102K	CERAMIC 1000PF K		

L : Scandinavia **K** : USA **P** : Canada **R** : Mexico **50** : KR-V5080
Y : PX(Far East, Hawaii) **T** : Europe **E** : Europe **G** : Germany **55** : KR-V5580
Y : AAFES(Europe) **X** : Australia **M** : Other Areas **60** : KR-V6080
⚠ indicates safety critical components.

KR-V5080/V5580/V6080
PARTS LIST

* New Parts
Parts without **Parts No.** are not supplied.
Les articles non mentionnes dans le **Parts No.** ne sont pas fournis.
Teile ohne **Parts No.** werden nicht geliefert.

13

Ref. No	Address	New Parts	Parts No.	Description				Destination	Remarks
C811			CE04KW1H4R7M	ELECTRO	4.7UF	50WV			
C812			CC45FCH1H101J	CERAMIC	100PF	J			
C813			CE04KW1H010M	ELECTRO	1.0UF	50WV			
C814			CE04KW1H2R2M	ELECTRO	2.2UF	50WV			
C815			CK45FB1H681K	CERAMIC	680PF	K			
C821,822			CQ93FMG1H123J	MYLAR	0.012UF	J		KPET	
C821,822			CQ93FMG1H153J	MYLAR	0.015UF	J		MX	
C823			CE04KW1H010M	ELECTRO	1.0UF	50WV			
C824			CE04KW1H3R3M	ELECTRO	3.3UF	50WV			
C825			CE04KW1H100M	ELECTRO	10UF	50WV			
C826			CC45FCH1H101J	CERAMIC	100PF	J			
C827			CK45FF1H473Z	CERAMIC	0.047UF	Z			
C828			CE04KW1H100M	ELECTRO	10UF	50WV			
C831			CE04KW1C470M	ELECTRO	47UF	16WV			
C832			CK45FF1H103Z	CERAMIC	0.010UF	Z			
C833,834			CC45FCH1H300J	CERAMIC	30PF	J			
C835-838			CK45FB1H471K	CERAMIC	470PF	K			
C839			CE04KW1C470M	ELECTRO	47UF	16WV			
C840			CQ93FMG1H223J	MYLAR	0.022UF	J			
C841			CE04KW1H010M	ELECTRO	1.0UF	50WV			
C842,843			CK45FF1H103Z	CERAMIC	0.010UF	Z			
C844,845			CQ93FMG1H123J	MYLAR	0.012UF	J		KP	
C844,845			CQ93FMG1H153J	MYLAR	0.015UF	J		MX	
C850			CK45FF1H103Z	CERAMIC	0.010UF	Z			
C851			CE04KW1H010M	ELECTRO	1.0UF	50WV			
C852			CE04KW1C470M	ELECTRO	47UF	16WV			
C853			CE04KW1HR47M	ELECTRO	0.47UF	50WV			
C854,855			C91-0767-05	CERAMIC	6800PF	M		M	
C856			CE04KW1HR47M	ELECTRO	0.47UF	50WV			
C857			CC45FCH1H220J	CERAMIC	22PF	J			
C859,860			CE04KW1HR47M	ELECTRO	0.47UF	50WV			
C861,862			CE04KW1C470M	ELECTRO	47UF	16WV			
C865			CE04KW1H010M	ELECTRO	1.0UF	50WV			
C866			CK45FB1H102K	CERAMIC	1000PF	K			
C871			CE04KW1H100M	ELECTRO	10UF	50WV			
C872			CE04KW1C470M	ELECTRO	47UF	16WV			
JACK801	2C		E70-0023-08	ANTENNA TERMINAL BOARD					
CF801,802			L72-0531-05	CERAMIC FILTER					
CF803			L72-0585-08	CERAMIC FILTER					
L803			L39-1322-08	COIL					
L806			L40-1091-17	COIL					
L807			L30-0904-08	IFT AM					
L810			L40-1091-17	COIL					
L811			L33-0381-08	COIL					
L812			L40-1091-17	COIL					
X801			L77-2126-08	CRYSTAL RESONATOR					
X802			L78-0633-08	CRYSTAL RESONATOR					
⚠ R811			RS14KB3A820J	FL-PROOF RS	82	J	1W		
⚠ R813			RD14GB2E470J	FL-PROOF RD	47	J	1/4W		
R831			RS14KB3D221J	FL-PROOF RS	220	J	2W		
⚠ R842			RD14GB2E101J	FL-PROOF RD	100	J	1/4W		
R865			RD14GB2E101J	FL-PROOF RD	100	J	1/4W		
R868			RD14GB2E101J	FL-PROOF RD	100	J	1/4W		
R869,870			RD14GB2C393J	FL-PROOF RD	39K	J	1/6W		

L : Scandinavia **K** : USA **P** : Canada **R** : Mexico **50** : KR-V5080
Y : PX(Far East, Hawaii) **T** : Europe **E** : Europe **G** : Germany **55** : KR-V5580
Y : AAFES(Europe) **X** : Australia **M** : Other Areas **60** : KR-V6080
⚠ indicates safety critical components.

* New Parts
Parts without **Parts No.** are not supplied.
Les articles non mentionnes dans le **Parts No.** ne sont pas fournis.
Teile ohne **Parts No.** werden nicht geliefert.

14

Ref. No	Address	New Parts	Parts No.	Description				Destination	Remarks
SW801	2C		S62-0012-08	SLIDE SWITCH				M	
D802			MTZJ8.2B	ZENER DIODE					
D803			RD5.1ES(B2)	ZENER DIODE					
D804			MTZJ3.3B	ZENER DIODE					
D807,808			1SS133	DIODE					
D811,812			1SS133	DIODE					
IC801			LA1831	IC(AM/FM TUNER)					
IC802			LC7218	IC(PLL FREQUENCY SYNTHESIZER)					
IC803			NJM4565DD	IC					
Q801			2SC3194O	TRANSISTOR					
Q802			2SC1845F	TRANSISTOR					
Q803			2SC1740S-R	TRANSISTOR					
Q804			2SA933S	TRANSISTOR					
Q805			2SC1740S-R	TRANSISTOR				M	
Q806			2SA933S	TRANSISTOR					
Q807			2SC1740S-R	TRANSISTOR					
Q808			2SC1740S-R	TRANSISTOR				M	
Q809,810			2SC1740S-R	TRANSISTOR					
⚠ Q811			2SC2236A	TRANSISTOR					
Q811			2SC3205Y	TRANSISTOR					
Q812			2SA933S	TRANSISTOR					
TU801			W02-2530-08	FM TUNER PACK					
FRONT UNIT									
A901			A70-1084-08	REMOTE SENSOR					
D941			LTL4213	LED					
D943			LTL4213	LED					
C608,609			CE04KW1H100M	ELECTRO	10UF	50WV			
C901			CE04KW1H4R7M	ELECTRO	4.7UF	50WV			
C902			CE04KW1H010M	ELECTRO	1.0UF	50WV			
C903			C90-1826-05	BACKUP-C	0.047F	5.5WV			
C904			CE04KW1A101M	ELECTRO	100UF	10WV			
C905,906			CE04KW1H4R7M	ELECTRO	4.7UF	50WV			
C907,908			CE04KW1V330M	ELECTRO	33UF	35WV			
C909			C91-0769-05	CERAMIC	0.010UF	K			
C910			CK14FF1E223Z	CERAMIC	0.022UF	Z			
C911			C91-0769-05	CERAMIC	0.010UF	K			
C912,913			CK14FF1E223Z	CERAMIC	0.022UF	Z			
C914			CE04KW1C470M	ELECTRO	47UF	16WV			
C915			C91-0769-05	CERAMIC	0.010UF	K			
C916			C91-0753-05	CHIP C	470PF	K			
C920			C91-0741-05	CERAMIC	68PF	J			
C921			C91-0741-05	CERAMIC	68PF	J		ET	
C922			C91-0741-05	CERAMIC	68PF	J			
C923,924			C91-0731-05	CERAMIC	27PF	J			
C925,926			C91-0745-08	CERAMIC	27PF	J			
C927			CE04KW1H010M	ELECTRO	1.0UF	50WV			
C927			CQ93FM1H563J	MYLAR	0.056UF	J			
C933			CE04KW1H010M	ELECTRO	1.0UF	50WV			
C941,942			CQ93FM1H563J	MYLAR	0.056UF	J			
C970-973			C91-0745-05	CERAMIC	100PF	K			
L901-904			L40-1091-17	COIL,FILTER-INDUCTOR				ET	
X901			L78-0209-05	RESONATOR (4.19MHZ)					

L : Scandinavia **K** : USA **P** : Canada **R** : Mexico **50** : KR-V5080
Y : PX(Far East, Hawaii) **T** : Europe **E** : Europe **G** : Germany **55** : KR-V5580
Y : AAFES(Europe) **X** : Australia **M** : Other Areas **60** : KR-V6080
⚠ indicates safety critical components.

* New Parts
Parts without **Parts No.** are not supplied.
Les articles non mentionnes dans le **Parts No.** ne sont pas fournis.
Teile ohne **Parts No.** werden nicht geliefert.

15

Ref. No	Address	New Parts	Parts No.	Description	Destination	Remarks
VR901			R31-0055-08	VARIABLE RESISTOR(BALANCE)		
VR902,903			R31-0054-08	VARIABLE RESISTOR(BASS TREBLE)		
S901			S40-1064-05	SW,TACT		
S904-920			S40-1064-05	SW,TACT		
S922-935			S40-1064-05	SW,TACT		
S936-938			S40-1064-05	SW,TACT	ET	
S940	2A	*	S60-0034-08	SW,ROTARY(INPUT SELECTOR)		
S970,971			S40-1064-05	SW,TACT		60
S972			S40-1064-05	SW,TACT		
D901-920			1SS133T-77	DIODE		
D925			MTZ6.2B	ZENER DIODE		
D926			MTZ2.7B	ZENER DIODE		
D931			1SS133T-77	DIODE	KPMXY	
D932			1SS133T-77	DIODE	ET	60
D933			1SS133T-77	DIODE	ET	
D934			1SS133T-77	DIODE	X	
D935			1SS133T-77	DIODE	MXETY	
FLT901			11-MT-101GK	DISPLAY		50,55
FLT901			11-MT-92GK	DISPLAY		60
IC901		*	UPD78044AGF051	IC(MICROPROCESSOR)	KPMXY	
IC901		*	UPD78044AGF075	IC	ET	
IC902		*	KIA7039P	IC		
Q901,902			2SC1740SR	TRANSISTOR		
Q903		*	2SA933	TRANSISTOR	MY	

L : Scandinavia **K** : USA **P** : Canada **R** : Mexico **50** : KR-V5080
Y : PX(Far East, Hawaii) **T** : Europe **E** : Europe **G** : Germany **55** : KR-V5580
Y : AAFES(Europe) **X** : Australia **M** : Other Areas **60** : KR-V6080
⚠ indicates safety critical components.

KR-V5080/V5580/V6080
PARTS LIST

SPECIFICATIONS

KR-V6080 (for U.S.A. and Canada)

Audio section

Rated power output at the STEREO operation

100 watts per channel minimum RMS, both channels driven at 8 Ω, from 4.0 Hz to 20,000 Hz with no more than 0.06 % total harmonic distortions. (FTC)

Power output at the Surround operation
Front

70 watts per channel minimum RMS, both channels driven at 8 Ω, 1 kHz with no more than 0.7 % total harmonic distortions. (FTC)

Center

70 watts minimum RMS, at 8 Ω, 1 kHz with no more than 0.7 % total harmonic distortions. (FTC)

Rear

20 watts per channel minimum RMS, both channels driven at 8 Ω, 1 kHz with no more than 0.7 % total harmonic distortions. (FTC)

Total harmonic distortion (1 kHz, 8 Ω) .....0.03 % at 50 W
Signal to noise ratio (IHF A)
PHONO (MM) .....76 dB
CD .....100 dB
Input sensitivity / impedance
PHONO (MM) .....2.5 mV / 47 kΩ
CD, TAPE, VIDEO .....200 mV / 47 kΩ
Tone controls
BASS ..... ±10 dB (at 100 Hz)
TREBLE ..... ±10 dB (at 10 kHz)
Loudness control at – 30 dB VOLUME level
.....+ 8 dB (100 Hz)

Video section

VIDEO inputs / outputs (Composite) .....1 Vp-p / 75 Ω

FM Tuner section

Tuning frequency range .....87.5 MHz ~ 108 MHz
Usable sensitivity (IHF) .....13.2 dBf (1.2 μV at 75 Ω)
50 dB quieting sensitivity
STEREO .....41.2 dBf (32 μV at 75 Ω)
Total harmonic distortion at 1 kHz
MONO .....0.6 Ω
STEREO .....0.7 Ω
Signal to noise ratio at 65 dBf (IHF)
MONO .....75 dB
STEREO .....68 dB
Selectivity (IHF ±400 kHz) .....50 dB
Stereo separation (IHF at 1 kHz) .....40 dB

AM Tuner section

Tuning frequency range .....530 kHz ~ 1,700 kHz
Usable sensitivity .....12 μV / (500 μV / m)
Total harmonic distortion .....0.7 dB
Signal to noise ratio .....48 dB
Selectivity .....30 dB

General

Power consumption .....3.6 W
AC outlet
SWITCHED ..... 2: (total 150 W, 1.2 A max)
Dimensions .....W : 440 mm (17-5 / 16")
H : 143 mm (5-5 / 8")
D : 390 mm (15-3 / 8")
Weight (net) .....9.2 kg (20.3 lb)

KR-V6080 (for other countries)

Audio section

Rated power output at the STEREO operation
1 kHz, 10 % THD at 8 Ω .....120 W + 120 W
(DIN / IEC) from 63 Hz to 12,500 Hz,
0.7 % T.H.D., at 8 Ω .....100 W + 100 W
Power output at the Surround operation
Front (1 kHz, 0.7 % T.H.D. at 8 Ω) .....70 W + 70 W
Center (1 kHz, 0.7 % T.H.D. at 8 Ω) .....70 W
Rear (1 kHz, 0.7 % T.H.D. at 8 Ω) .....20 W + 20 W

Front (1 kHz, 10 % T.H.D. at 8 Ω) .....85 W + 85 W
Center (1 kHz, 10 % T.H.D. at 8 Ω) .....85 W
Rear (1 kHz, 10 % T.H.D. at 8 Ω) .....25 W + 25 W
Total harmonic distortion (1 kHz, 8Ω) .....0.03 % at 50 W
Signal to noise ratio (IHFA)
PHONO (MM) .....76 dB
CD .....100 dB
Input sensitivity / impedance
PHONO (MM) .....2.5 mV / 47 kΩ
CD, TAPE, VIDEO .....200 mV / 47 kΩ
Tone controls
BASS ..... ±10 dB (at 100 Hz)
TREBLE ..... ±10 dB (at 10 kHz)
Loudness control at – 30 dB VOLUME level
.....+ 8 dB (100 Hz)

Video section

VIDEO inputs / outputs (Composite) .....1 Vp-p / 75 Ω

FM Tuner section

Tuning frequency range .....87.5 MHz ~ 108 MHz
Usable sensitivity (IHF) .....13.2 dBf (1.2 μV at 75 Ω)
50 dB quieting sensitivity
STEREO .....41.2 dBf (32 μV at 75 Ω)
Total harmonic distortion at 1 kHz
MONO .....0.6 %
STEREO .....0.7 %
Signal to noise ratio at 65 dBf (IHF)
MONO .....75 dB
STEREO .....68 dB
Selectivity (IHF ±400 kHz) .....50 dB
Stereo separation (IHF at 1 kHz) .....40 dB

AM Tuner section

Tuning frequency range
9 kHz .....531 kHz ~ 1,602 kHz
10 kHz .....530 kHz ~ 1,610 kHz
Usable sensitivity .....12 μV / (500 μV / m)
Total harmonic distortion .....0.7 %
Signal to noise ratio .....48 dB
Selectivity .....30 dB

General

Power consumption .....270 W
AC outlet
SWITCHED .....2: (total 150 W max.)
Dimensions .....W : 440 mm
H : 143 mm
D : 390 mm
Weight (net) .....9.2 kg

SPECIFICATIONS

KR-V5580 (for U.S.A. and Canada)

Audio section

Rated power output at the STEREO operation

80 watts per channel minimum RMS, both channels driven at 8 Ω, from 4.0 Hz to 20,000 Hz with no more than 0.06 % total harmonic distortions. (FTC)

Power output at the Surround operation
Front

50 watts per channel minimum RMS, both channels driven at 8 Ω, 1 kHz with no more than 0.7 % total harmonic distortions. (FTC)

Center

50 watts minimum RMS, at 8 Ω, 1 kHz with no more than 0.7 % total harmonic distortions. (FTC)

Rear

15 watts per channel minimum RMS, both channels driven at 8 Ω, 1 kHz with no more than 0.7 % total harmonic distortions. (FTC)

Total harmonic distortion (1 kHz, 8 Ω) .....0.03 % at 50 W
Signal to noise ratio (IHF A)
PHONO (MM) .....74 dB
CD .....100 dB
Input sensitivity / impedance
PHONO (MM) .....2.5 mV / 47 kΩ
CD, TAPE, VIDEO .....200 mV / 47 kΩ
Tone controls
BASS ..... ±10 dB (at 100 Hz)
TREBLE ..... ±10 dB (at 10 kHz)
Loudness control at – 30 dB VOLUME level
.....+ 8 dB (100 Hz)

Video section

VIDEO inputs / outputs (Composite) .....1 Vp-p / 75 Ω

FM Tuner section

Tuning frequency range .....87.5 MHz ~ 108 MHz
Usable sensitivity (IHF) .....13.2 dBf (1.2 μV at 75 Ω)
50 dB quieting sensitivity
STEREO .....41.2 dBf (32 μV at 75 Ω)
Total harmonic distortion at 1 kHz
MONO .....0.6 Ω
STEREO .....0.7 Ω
Signal to noise ratio at 65 dBf (IHF)
MONO .....75 dB
STEREO .....68 dB
Selectivity (IHF ± 400 kHz) .....50 dB
Stereo separation (IHF at 1 kHz) .....40 dB

AM Tuner section

Tuning frequency range .....530 kHz ~ 1,700 kHz
Usable sensitivity .....12 μV / (500 μV / m)
Total harmonic distortion .....0.7 dB
Signal to noise ratio .....48 dB
Selectivity .....30 dB

General

Power consumption .....2.8 W
AC outlet
SWITCHED .....2: (total 150 W, 1.2 A max)
Dimensions .....W : 440 mm (17-5 / 16")
H : 143 mm (5-5 / 8")
D : 380 mm (14-15 / 16")
Weight (net) .....8.9 kg (19.6 lb)

KR-V5580 (for other countries)

Audio section

Rated power output at the STEREO operation
1 kHz, 10 % THD at 8 Ω .....100 W + 100 W
(DIN / IEC) from 63 Hz to 12,500 Hz,
0.7 % T.H.D., at 8 Ω .....80 W + 80 W
Power output at the Surround operation
Front (1 kHz, 0.7 % T.H.D. at 8 Ω) .....50 W + 50 W
Center (1 kHz, 0.7 % T.H.D. at 8 Ω) .....50 W
Rear (1 kHz, 0.7 % T.H.D. at 8 Ω) .....15 W + 15 W

Front (1 kHz, 10 % T.H.D. at 8 Ω) .....75 W + 75 W
Center (1 kHz, 10 % T.H.D. at 8 Ω) .....75 W
Rear (1 kHz, 10 % T.H.D. at 8 Ω) .....23 W + 23 W
Total harmonic distortion (1 kHz, 8Ω) .....0.03 % at 50 W
Signal to noise ratio (IHF'A)
PHONO (MM) .....74 dB
CD .....100 dB
Input sensitivity / impedance
PHONO (MM) .....2.5 mV / 47 kΩ
CD, TAPE, VIDEO .....200 mV / 47 kΩ
Tone controls
BASS ..... ±10 dB (at 100 Hz)
TREBLE ..... ±10 dB (at 10 kHz)
Loudness control at – 30 dB VOLUME level
.....+ 8 dB (100 Hz)

Video section

VIDEO inputs / outputs (Composite) .....1 Vp-p / 75 Ω

FM Tuner section

Tuning frequency range .....87.5 MHz ~ 108 MHz
Usable sensitivity (IHF) .....13.2 dBf (1.2 μV at 75 Ω)
50 dB quieting sensitivity
STEREO .....41.2 dBf (32 μV at 75 Ω)
Total harmonic distortion at 1 kHz
MONO .....0.6 %
STEREO .....0.7 %
Signal to noise ratio at 65 dBf (IHF)
MONO .....75 dB
STEREO .....68 dB
Selectivity (IFH ±400 kHz) .....50 dB
Stereo separation (IHF at 1 kHz) .....40 dB

AM Tuner section

Tuning frequency range
9 kHz .....531 kHz ~ 1,602 kHz
10 kHz .....530 kHz ~ 1,610 kHz
Usable sensitivity .....12 μV / (500 μV / m)
Total harmonic distortion .....0.7 %
Signal to noise ratio .....48 dB
Selectivity .....30 dB

General

Power consumption .....220 W
AC outlet
SWITCHED ..... 2: (total 150 W max.)
Dimensions .....W : 440 mm
H : 143 mm
D : 380 mm
Weight (net) .....9.1 kg

KR-V5080/V5580/V6080

SPECIFICATIONS

KR-V5080

Audio section

Rated power output at the STEREO operation
(DIN / IEC) from 63 Hz to 12,500 Hz
0.7 % T.H.D., at 8 Ω .....50 W + 50 W
Power output at the Surround operation
Front (1 kHz, 0.7 % at 8 Ω).....40 W + 40 W
Center (1 kHz, 0.7 % at 8 Ω).....40 W
Rear (1 kHz, 0.7 % at 8 Ω) .....10 W + 10 W
Total harmonic distortion (1 kHz, 8Ω) 0.03 % at 50 W
Signal to noise ratio
PHONO (MM).....56 dB (DIN, 50 mW output)
CD .....57 dB (DIN, 50 mW output)
Input sensitivity / impedance
PHONO (MM) .....2.5 mV / 47 kΩ
CD, TAPE, VIDEO .....200 mV / 47 kΩ
Tone controls
BASS ..... ±10 dB (at 100 Hz)
TREBLE ..... ±10 dB (at 10 kHz)
Loudness control at – 30 dB VOLUME level
.....+ 8 dB (100 Hz)

Video section

VIDEO inputs / outputs
(Composite).....1 Vp-p / 75 Ω

FM Tuner section

Tuning frequency range.....87.5 MHz ~ 108 MHz
Usable sensitivity ((DIN at 75 Ω)
MONO .....1.0 μV
STEREO.....45 μV
Total harmonic distortion at 1 kHz (DIN)
MONO .....0.15 %
STEREO.....0.5 %
Signal to noise ratio (DIN weighted at 1kHz)
MONO.....68 dB (65.2 dBf input)
STEREO.....61 dB (65.2 dBf input)
Selectivity (DIN ± 300 kHz).....53 dB
Stereo separation (DIN)
1 kHz .....40 dB

AM Tuner section

Tuning frequency range .....531 kHz ~ 1,602 kHz
Usable sensitivity.....12 μV / (500 μV / m)
Total harmonic distortion .....0.3 %
Signal to noise ratio
(at 30% mod. 1mV input).....50 dB
Selectivity .....30 dB

General

Power consumption.....170 W
AC outlet
SWITCHED ..... 2: (total 150 W max)
Dimensions.....W : 440 mm
H : 143 mm
D : 380 mm
Weight (net) .....7.7 kg

KENWOOD follows a policy of continuous advancements in development. For this reason specifications may be changed without notice.

Note:
Component and circuity are subject to modification to insure best operation under differing local conditions. This manual is based on the General market(M) standard, and provides information on regional circuit modification through use of alternate schematic diagrams, and information on regional component variations through use of parts list.

KENWOOD CORPORATION
14-6,Dogenzaka 1-chome, Shibuya-ku, Tokyo, 150 Japan

KENWOOD SERVICE CORPORATION
P.O BOX 22745, 2201 East Dominguez St., Long Beach, CA 90801-5745, U.S.A.

KENWOOD ELECTRONICS CANADA INC.
6070 Kestrel Road, Mississauga, Ontario, Canada L5T 1S8

KENWOOD ELECTRONICS LATIN AMERICA S.A.
P.O BOX 55-2791, Piso 6 plaza Chase, Cl. 47 y Aquilino de la Guardia Panama, Republic de Panama

TRIO-KENWOOD U.K. LIMITED
KENWOOD House, Dwight Road, Watford, Herts., WD1 8EB., United Kingdom

KENWOOD ELECTRONICS BENELUX N.V.
Meachelsesteenweg 418, B-1930 Zaventem, Belgium

KENWOOD ELECTRONICS DEUTSCHLAND GMBH
Rembrücker Str. 15, 63150 Heusenstamm, Germany

TRIO-KENWOOD FRANCE S.A.
13 Boulevard Ney, 75018 Paris, France

KENWOOD ELECTRONICS ITALIA S.p.A.
Via G. Sirtori, 7/9 20129, Milano, Italy

KENWOOD IBÉRICA S.A.
Bolivia, 239-08020 Barcelona, Spain

KENWOOD ELECTRONICS AUSTRALIA PTY. LTD. (A.C.N. 001499 074)
P.O Box 504, 8 Figtree Drive, Australia Centre, Homebush, N.S.W. 2140, Australia

KENWOOD & LEE ELECTRONICS, LTD.
Unit 3712-3724, Level 37, Tower 1, Metroplaza, 223 Hing Fong Road, Kwai Fong N.T., Hong Kong

KENWOOD ELECTRONICS SINGAPORE PTE LTD.
No. 1 Genting Lane # 07-00, KENWOOD Building, Singapore, 349544

KENWOOD ELECTRONICS (MALAYSIA) SDN BHD
10th Floor, Block B, Wisma Semantan, No. 12 Jantan Gelenggang, Bukit Damansara, 50490 Kuala Lumpur, Malaysia