AUDIO-VIDEO SURROUND RECEIVER

KRF-V4060D/V4060DE/V4060DE-S/V4060D-S
KRF-V5060D/V5060DE/V5060D-S/V5560D/V5560D-S
VR-605/615

SERVICE MANUAL

KENWOOD

© 2002-2 PRINTED IN KOREA

B51-5783-00 (K/K) 3526

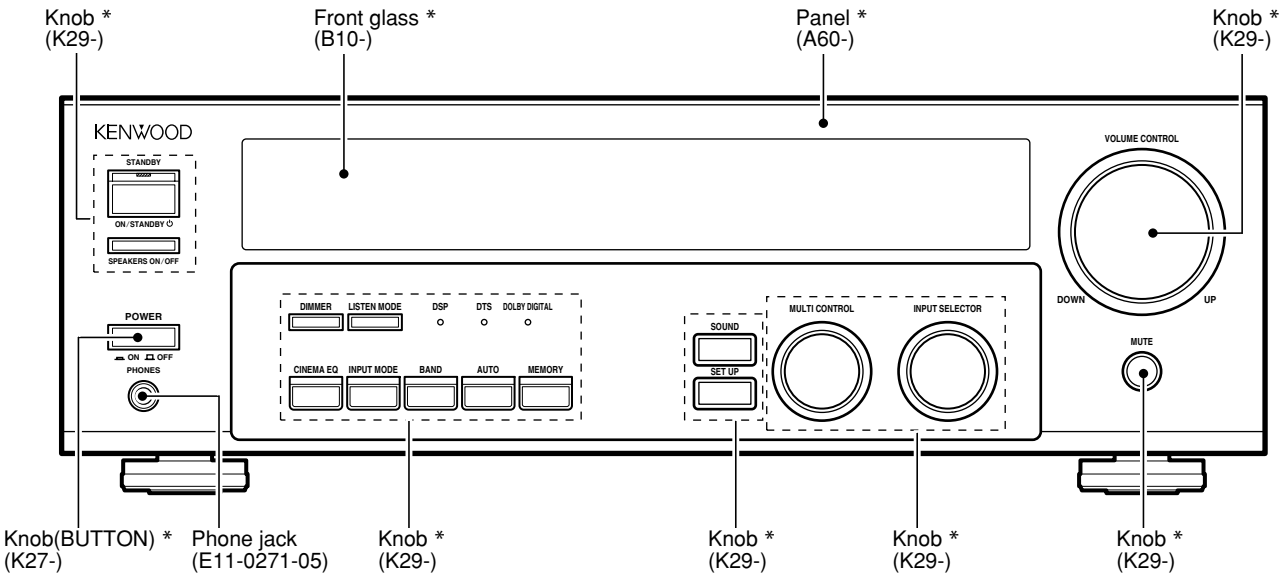

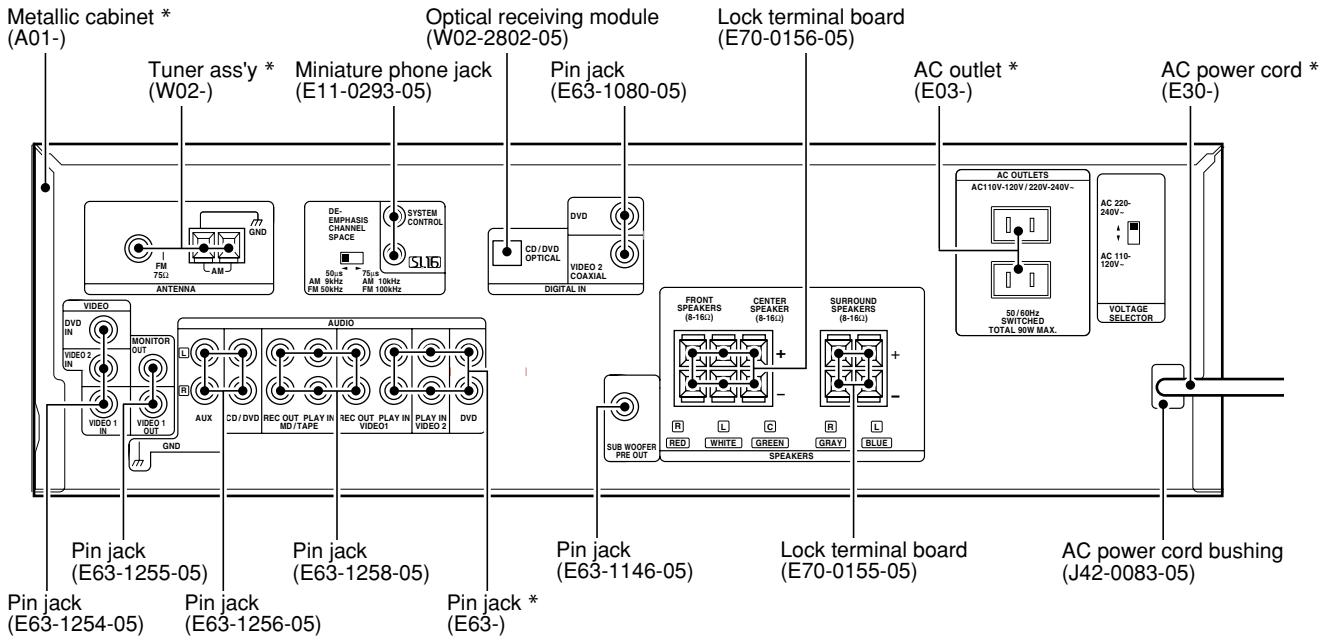

Illust. is KRF-V4060D.

*** Refer to parts list on page 21.**

70%

CONTENTS / ACCESSORIES / CAUTIONS

Contents

CONTENTS / ACCESSORIES / CAUTIONS 2
CIRCUIT DESCRIPTION 3
PC BOARD 10
SCHEMATIC DIAGRAM 14
EXPLODED VIEW 27
PARTS LIST.....28
SPECIFICATIONS 41

Accessories

Remote control unit (1)
Refer to the table
on this page below.

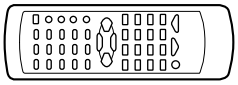

AM loop antenna (1)
(T90-0852-05)

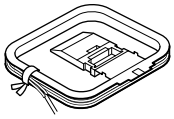

FM indoor antenna (1)
(T90-0877-05)

Batteries (R6/AA) (2)

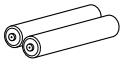

AC Plug Adaptor (1)
(E03-0115-05)

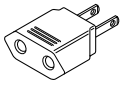

Use to adapt the plug on the power cord to the shape of the wall outlet.
(Accessory only for regions where use is necessary.)

REMOTE CONTROL vs MODEL

MODEL	PARTS #	REMOTE CONTROL #	DESTI-NATION
KRF-V4060D	A70-1566-05	RC-R0623	ET
KRF-V4060DE			E1
KRF-V4060DE-S			E2
KRF-V4060D-S	A70-1564-05	RC-R0621	MX
KRF-V4060D-S	A70-1566-05	RC-R0623	E3T1
KRF-V5060D	A70-1563-05	RC-R0620	Y
KRF-V5060D	A70-1565-05	RC-R0622	ET
KRF-V5060DE			E1

MODEL	PARTS #	REMOTE CONTROL #	DESTI-NATION
KRF-V5060D-S	A70-1563-05	RC-R0620	MX
KRF-V5060D-S	A70-1565-05	RC-R0622	E3T1
KRF-V5560D	A70-1564-05	RC-R0621	Y
KRF-V5560D	A70-1566-05	RC-R0623	E
KRF-V5560D-S	A70-1564-05	RC-R0621	MXH
KRF-V5560D-S	A70-1566-05	RC-R0623	E3T1
VR-605	A70-1564-05	RC-R0621	KP
VR-615	A70-1563-05	RC-R0620	KP

Cautions

Resetting the Microcomputer

The microcomputer may malfunction (unit cannot be operated, or shows an erroneous display) if the power cord is unplugged while the power is ON, or due to some other external factor. If this happens, execute the following procedure to reset the microcomputer and return the unit to its normal operating condition.

- Please note that resetting the microcomputer will clear the contents of the memory and return the unit to the state it was in when it left the factory

For the U.S.A. and Canada

Unplug the power cord from the wall outlet, then plug it back in while holding down the POWER key.

For other countries

With the power cord plugged in, turn the POWER key OFF. Then, while holding down the ON/STANDBY I/⏻ key, press POWER.

Memory back up function

Please note that the following items will be deleted from the unit's memory if the power cord is disconnected from the AC outlet for approximately 3 days.

- Power mode.
- Input selector settings.
- Picture output.
- Speaker ON/OFF.
- Volume level.
- BASS, TREBLE, INPUT level.
- Dimmer level.
- MD/TAPE settings.
- Listen mode setting.
- Speaker settings.
- SW RE-MIX ON/OFF.
- Distance setting.
- Input mode setting.
- Midnight mode setting.
- PRO LOGIC II mode setting.
- Broadcast band.
- Frequency setting.
- Preset stations.
- Tuning mode.
- CINEMA EQ ON/OFF.
- LOUDNESS ON/OFF.

CIRCUIT DESCRIPTION

1. Model & TUNER Destination

1-1 Model Discrimination

	DVD/6ch PHONO	DVD/6ch AUX	DVD AUX	F=80Hz	F=120Hz
Model TYPE 0(30Pin)	L	L	H	-	-
Model TYPE 1(35Pin)	L	H	L	-	-
CRS OVR CHK(80Pin)	-	-	-	L	H

1-2 TUNER Destination

Set TYPE	TYPE	BAND	Receiving Frequency Range	Channel Space	IF	PLL
K/P	K1	FM	87.50MHz~108.0MHz	100kHz	+10.7MHz	25kHz
		AM	530kHz~1700kHz	10kHz	+450kHz	10kHz
Y/M/I	K2	FM	87.50MHz~108.0MHz	100kHz	+10.7MHz	25kHz
		AM	530kHz~1610kHz	10kHz	+450kHz	10kHz
Y/M/V/X H	E1	FM	87.50MHz~108.0MHz	50kHz	+10.7MHz	25kHz
		AM	531kHz~1602kHz	9kHz	+450kHz	9kHz
E/T	E3 RDS	FM	87.50MHz~108.0MHz	50kHz	+10.7MHz	25kHz
		AM	531kHz~1602kHz	9kHz	+450kHz	9kHz
Y/M	M	K2/E1 are decided by Tuner destination port 1 input. (0 = K2 Type 1 = E1 Type)				

2. Tuner Preset Memory

P.ch	K1	K2	E1/E3	P.ch	K1	K2	E1/E3
1	FM 98.3M	FM 98.3M	FM 98.3M	21	AM 530K	AM 530K	AM 531K
2	FM 108.0M	FM 108.0M	FM 108.0M	22	FM 87.5M	FM 87.5M	FM 87.5M
3	FM 89.1M	FM 89.1M	FM 89.1M	23	FM 87.5M	FM 87.5M	FM 87.5M
4	FM 87.5M	FM 87.5M	FM 87.5M	24	FM 87.5M	FM 87.5M	FM 87.5M
5	FM 90.0M	FM 90.0M	FM 90.0M	25	FM 87.5M	FM 87.5M	FM 87.5M
6	FM 87.5M	FM 87.5M	FM 87.5M	26	FM 87.5M	FM 87.5M	FM 87.5M
7	FM 87.5M	FM 87.5M	FM 87.5M	27	FM 87.5M	FM 87.5M	FM 87.5M
8	AM 1610K	FM 87.5M	AM 1503K	28	FM 87.5M	FM 87.5M	FM 87.5M
9	AM 1700K	AM 1610K	AM 1584K	29	FM 87.5M	FM 87.5M	FM 87.5M
10	AM 1000K	AM 1000K	AM 954K	30	FM 106.0M	FM 106.0M	FM 106.0M
11	AM 630K	AM 630K	AM 621K	31	FM 87.5M	FM 87.5M	FM 87.5M
12	AM 1440K	AM 1440K	AM 1350K	32	FM 87.5M	FM 87.5M	FM 87.5M
13	FM 106.0M	FM 106.0M	FM 106.0M	33	FM 87.5M	FM 87.5M	FM 87.5M
14	AM 530K	AM 530K	AM 531K	34	FM 87.5M	FM 87.5M	FM 87.5M
15	FM 87.5M	FM 87.5M	FM 87.5M	35	FM 87.5M	FM 87.5M	FM 87.5M
16	FM 98.0M	FM 98.0M	FM 98.0M	36	FM 87.5M	FM 87.5M	FM 87.5M
17	FM 98.5M	FM 98.5M	FM 98.5M	37	FM 87.5M	FM 87.5M	FM 87.5M
18	FM 87.5M	FM 87.5M	FM 87.5M	38	FM 87.5M	FM 87.5M	FM 87.5M
19	AM 990K	AM 990K	AM 945K	39	FM 108.0M	FM 108.0M	FM 108.0M
20	FM 97.4M	FM 97.4M	FM 97.4M	40	AM 1000K	AM 1000K	AM 945K

3. Test Mode

3-1 Entering the Test Mode

- With the power cord plugged in, turn the POWER key OFF. Then while holding down the BAND key, press power key.

3-2 Cancelling the Test Mode

- Initialized and cancel the test mode if pulling out the power code.

3-3 Contents of the Test Mode

3-3-1 Pch Call UP/DOWN

Key	Function
DIMMER	Pch CALL UP →01→02→03···→···39→40→
LISTEN MODE	Pch CALL DOWN ←01←02←03···←···39←40←

3-3-2 TUNER mute on/off

Key	Function
MUTE	TUNER mute on/off

CIRCUIT DESCRIPTION

4. Microcomputer : MN101C51FGA (X14,IC804)

4-1 Microcomputer Periphery Block Diagram

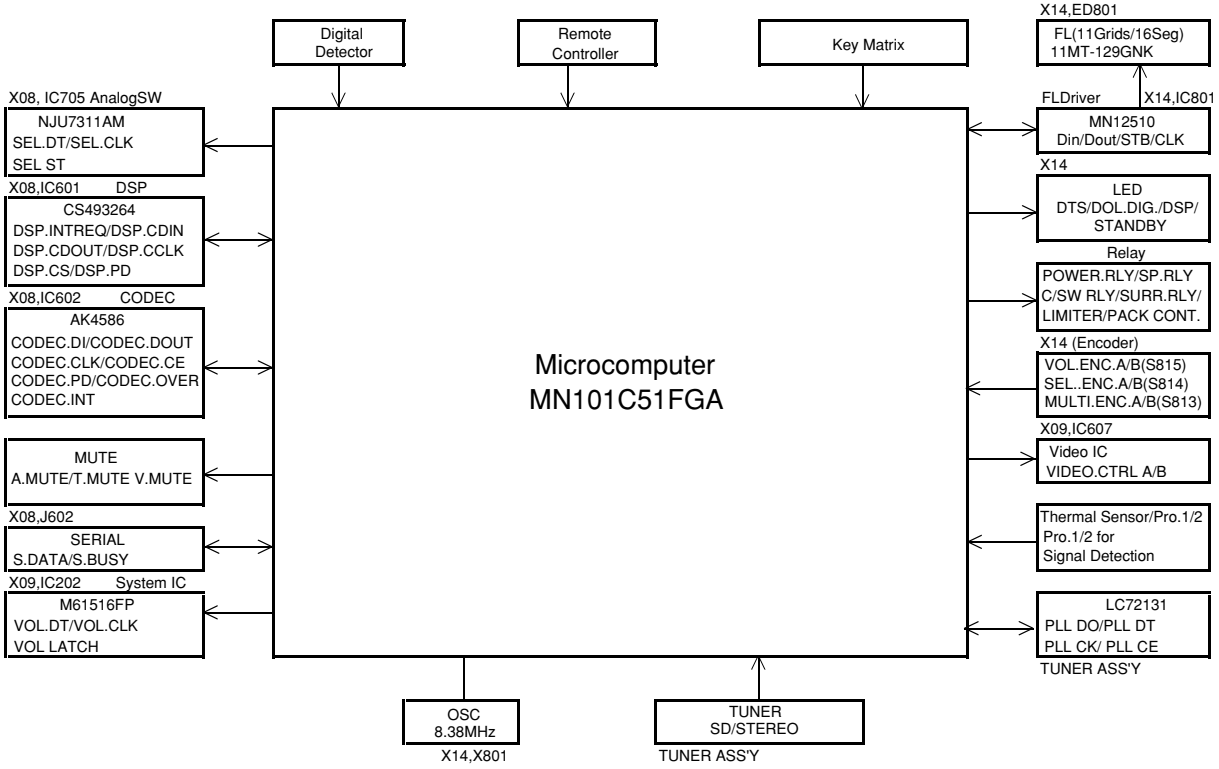

Key Matrix

	P34(30Pin)	P33(29Pin)	P32(28Pin)	P31(27Pin)
SEG1(32Pin)	AUTO	MEMORY	SOUND	-
SEG2(33Pin)	SET UP	MUTE	DIMMER	SPK ON/OFF
SEG3(34Pin)	CINEMA EQ	LISTEN	INPUT	-

4-2 Pin Description of Microcomputer : MN101C51FGA(X14,IC804)

Pin No.	Pin Name	I/O	Description
1	VREF-	-	Connected to ground.
2	TH SENS	I	Protection signal detection port for thermal sensor.
3	S DETECTOR1	I	Protection for signal detection 1.
4	S DETECTOR2	I	Protection for signal detection 2.
5	S LEVEL	I	Detection port for RDS signal level.
6	AD KEY GET	I	A/D key input.
7	AD TUNER DEST	I	Discrimination port for tuner destination.
8	PROT1	I	Protection signal detection port for over current.
9	PROT2	I	Protection signal detection port for over voltage.
10	VREF+	-	A/D reference voltage.
11	VDD	-	Power supply(+5V) for microcomputer.
12	OSC2	O	Main clock output(8.38MHz).
13	OSC1	I	Main clock input(8.38MHz).
14	VSS	-	Connected to ground.
15	XI	-	Connected to ground.
16	XO	-	Unused.
17	MMOD	-	Connected to ground.
18	DSP/CODEC DIN	O	Data output to DSP/CODEC.
19	DSP/CODEC DO	I	Data input port from DSP/CODEC.
20	DSP/CODEC CLK	O	Clock output to DSP/CODEC.
21	DSP CS		Chip select for DSP.
22	DSP PD	O	Power down mode port for DSP.
23	CODEC PD	O	Power down mode port for CDDEC.

CIRCUIT DESCRIPTION

Pin No.	Pin Name	I/O	Description
24	CODEC OVER	I	Overflow detection port for CODEC analog signal.
25	RESET	I	Reset signal input for microcomputer.
26	CODEC CSN	O	Chip select for CODEC.
27	RDS DATA	O	RDS signal data output.
28	S BUSY	I/O	Serial busy signal input/output.
29	S DATA	I/O	Serial data signal input/output.
30	MODEL TYPE0	I	Discrimination port for model type.
31	REMOCON	I	Signal input for remote controller.
32	CODEC INT	I	Detection port for digital signal error.
33	RDS CLK	I	Clock input for RDS demodulator IC.
34	DSP INTREQ	I	Detection port for DSP INTREQ.
35	MODEL TYPE1	I	Discrimination port for model type.
36	FL DIN	O	Data output to FL driver.
37	FL DOUT	I	Data input from FL driver.
38	FL CLK	O	Clock output to FL driver.
39	FL STB	O	Strobe output to FL driver.
40	PLL DATA	O	Data output to PLL IC.
41	PLL CLK	O	Clock output to PLL IC.
42,43	NC	-	Unused.
44	PLL CE	O	Chip enable output to PLL IC.
45	PLL DO	I	Data input from PLL IC.
46	T MUTE	O	Mute signal output to PLL IC.
47	STEREO	I	Stereo signal input from PLL IC.
48	PLL SD	I	SD signal input from PLL IC.
49	MULTI ENCA	I	Encoder (X14, S813) signal input.
50	MULTI ENCB	I	Encoder (X14, S813) signal input.
51	SEL ENCA	I	Encoder (X14,S814) signal input.
52	SEL ENCB	I	Encoder (X14,S814) signal input.
53	VOL. ENCA	I	Encoder (X14,S815) signal input.
54	VOL.ENCB	I	Encoder (X14,S815) signal input.
55	CH SPACE	I	Discrimination port for channel space.
56	SP RLY	O	Control port for speaker relay.
57	C/SW RELAY	O	Relay control for center and sub woofer speakers.
58	SURR.RLY	O	Relay control for surround speaker.
59	PWR RLY	O	Control port for power relay.
60	PACK CONT.	O	Power pack control.
61	V. MUTE	O	Mute control for video output.
62	LIMITER	O	Power control for A class.
63	A. MUTE	O	Mute control for audio output.
64	SEL DATA	O	Data output to analog switch IC(X08,IC705).
65	SEL. CLK	O	Clock output to analog switch IC(X08,IC705).
66	SEL. STB	O	Strobe output to analog switch IC(X08,IC705).
67	VIDEO CTRLA	O	Video switch control.
68	VIDEO CTRLB	O	Video switch control.
69	-6 ATT	O	-6dB attenuater control.
70	VOL. DATA	O	Data output to system IC (X09,IC202).
71	VOL. CLK	O	Clock output to system IC (X09,IC202).
72	VOL. LATCH	O	Latch output to system IC (X09,IC202).
73	STANDBY LED	O	Control port for STANDBY LED(X14,D808).
74	DTS LED	O	Control port for DTS LED(X14,D807).
75	DOL DIG LED	O	Control port for DOLBY DIG LED(X14,D806).
76	DSP LED	O	Control port for DSP LED(X14,D805).
77	CE2	I	Detection port of chip enable 2 for microcomputer.
78	CE1	I	Detection port of chip enable 1 for microcomputer.
79	DEGITAL DET	I	Detection port for digital signal.
80	CRS OVR CHK	I	Selection of cut-off frequency for HPF/LPF. L : 80Hz H : 120Hz

CIRCUIT DESCRIPTION

5. Pin Description of ICs.

5-1 CODEC : AK4586(X08, IC602)

Pin No.	Pin Name	I/O	Description
1	XTO	-	Unused.
2	XTI/EXTCLK	I	External clock input (12.268MHz).
3	DVDD	-	Digital power supply (+5.0V).
4	DVSS	-	Digital GND.
5	TVDD	-	Power supply for buffer (+3.3V).
6	TX	-	Unused.
7	MCKO	O	Master clock pin.
8	LRCK	I	Clock input pin.
9	BICK	I	Bit clock pin for audio serial data.
10	SDTO	O	Output pin for audio serial data.
11~13	SDTI (1~3)	I	Input pin of audio serial data for DAC.
14	INT0	O	Output pin for digital signal error.
15	INT1	-	Unused.
16	CAD1/CDTO	I	Control data input.
17	SDACDTI	I	Control data input.
18	SCL/CCLK	I	Clock input.
19	CAD0/CSN	I	Chip select.
20	DZF2/OVR	O	Overflow detection port for CODEC analog signal.
21	AVSS	-	Analog GND.
22	AVDD	-	Analog power supply (+5.0V).
23	VREFH	I	Reference voltage input.
24	VCOM	O	Output pin for common voltage.
25	DZF1	-	Zero input detection 1 pin (Unused).
26	C OUT	O	DAC Center channel output.
27	SW OUT	O	DAC SW channel output.
28	SL OUT	O	DAC SL channel output.
29	SR OUT	O	DAC SR channel output.
30	FL OUT	O	DAC FL channel output.
31	FR OUT	O	DAC FR channel output.
32	LIN	I	L channel analog (+) input.
33	RIN	I	R channel analog (+) input.
34	PVDD	-	Power supply (+5.0V).
35	R	-	Unused.
36	PVSS	-	GND
37	RX4	I	Unused.
38	SLAVE	-	GND
39	RX3	I	Optical input.
40	TST	-	Clock select 2 pin (GND).
41	RX2	I	VIDEO2 (COAX IN) input.
42	I2C	I	Control select pin (Unused) .
43	RX1	I	DVD (COAX IN) input.
44	PDN	I	CODEC power down.

CIRCUIT DESCRIPTION

5-2 FL Driver : MN12510 (X14, IC801)

Pin No.	Pin Name	I/O	Description
1	P21,P20	O	Segment 1,2 output.
3	P03	O	Unused.
4~6	P02~P00	O	Grid (1~3) output.
7~10	DGT(7~4)	O	Grid (4~7) output.
11	NC	-	Unused.
12~15	DGT(3~0)	O	Grid (8~10) output.
16	VPP	-	Power supply (-30V).
17	NC	-	Unused.
18	VDD	-	Power supply (+5V).
19	OSC1	-	Crystal (4MHz) connection port.
20	OSC2	-	Crystal (4MHz) connection port.
21	VSS	-	GND
22	NCS	I	Strobe input.
23	SCK	I	Clock input.
24	SDI	I	Data input.
25	SDO	O	Data output.
26	P30	-	Unused.
27~30	P(31~34)	I	Key return signal input.
31	SEG0	O	Segment (S16) output.
32	SEG1	O	Segment (S15)/key scan output.
33	SEG2	O	Segment (S14)/key scan output.
34	SEG3	O	Segment (S13)/key scan output.
35~38	SEG(4~7)	O	Segment (S12~S9) output.
39~42	P(10~13)	O	Segment (S8~S5) output.
43,44	P23,P24	O	Segment (S4,S3) output.

5-3 Power Amplifier

5-3-1 Front/Center Amp : STK443(X09,IC301) KRF-V4060D/V5060D/VR-605

Pin No.	Pin Name	Description
1	+VCC	Connection port for power supply (+B).
2	-VCC	Connection port for power supply (-B).
3	SUB GND	GND
4	+RE/CH1	FR ch (+) output.
5	-RE/CH1	FR ch (-) output.
6	-RE/CH2	FL ch (-) output.
7	+RE/CH2	FL ch (+) output.
8	-PRE	Connection port for pre power supply (-B).
9	+PRE	Connection port for pre power supply (+B).
10	IN/CH1	FR ch input.
11	NF/CH1	FR ch feedback.
12	BIAS	Bias connection port.
13	NF/CH2	FL ch feedback.
14	IN/CH2	FL ch input.
15	IN/CH3	Center ch input.
16	NF/CH3	Center ch feedback.
17	+RE/CH3	Center ch (+) output.
18	-RE/CH3	Center ch (-) output.

CIRCUIT DESCRIPTION

5-3-2 Surround Amp : STK442(X09,IC401) KRF-V4060D/V5060D/VR-605

Pin No.	Pin Name	Description
1	+VCC	Connection port for power supply (+B).
2	-VCC	Connection port for power supply (-B).
3	SUB GND	GND
4	+RE/CH1	Surround R ch (+) output.
5	-RE/CH1	Surround R ch (-) output.
6	-RE/CH2	Surround L ch (-) output.
7	+RE/CH2	Surround L ch (+) output.
8	-PRE	Connection port for pre power supply (-B).
9	+PRE	Connection port for pre power supply (+B).
10	IN/CH1	Surround Rch input.
11	NF/CH1	Surround R ch feedback.
12	BIAS	Bias connection port.
13	NF/CH2	Surround L ch feedback.
14	IN/CH2	Surround Lch input.

5-3-3 Front/Center Amp : STK413(X09,IC301) KRF-V5560D/VR-615

Pin No.	Pin Name	Description
1	+VH	Connection port for high power supply (+B).
2	+VL	Connection port for low power supply (+B).
3	+REF	Connection port for reference voltage (+B).
4	-REF	Connection port for reference voltage (-B).
5	-VL	Connection port for low power supply (-B).
6	-VH	Connection port for high power supply (-B).
7	SUB GND	GND
8	+RE/CH1	FR ch (+) output.
9	-RE/CH1	FR ch (-) output.
10	-RE/CH2	FL ch (-) output.
11	+RE/CH2	FL ch (+) output.
12	-PRE	Connection port for pre power supply (-B).
13	+PRE	Connection port for pre power supply (+B).
14	IN/CH1	FR ch input.
15	NF/CH1	FR ch feedback.
16	BIAS	Bias connection port.
17	NF/CH2	FL ch feedback.
18	IN/CH2	FL ch input.
19	IN/CH3	Center ch input.
20	NF/CH3	Center ch feedback.
21	+RE/CH3	Center ch (+) output.
22	-RE/CH3	Center ch (-) output.

5-3-4 Surround/S.W Amp : STK413(X09,IC401) KRF-V5560D/VR-615

Pin No.	Pin Name	Description
1	+VH	Connection port for high power supply (+B).
2	+VL	Connection port for low power supply (+B).
3	+REF	Connection port for reference voltage (+B).
4	-REF	Connection port for reference voltage (-B).
5	-VL	Connection port for low power supply (-B).
6	-VH	Connection port for high power supply (-B).
7	SUB GND	GND
8	+RE/CH1	Surround R ch (+) output.
9	-RE/CH1	Surround R ch (-) output.
10	-RE/CH2	Surround L ch (-) output.
11	+RE/CH2	Surround L ch (+) output.
12	-PRE	Connection port for pre power supply (-B).
13	+PRE	Connection port for pre power supply (+B).

CIRCUIT DESCRIPTION

Pin No.	Pin Name	Description
14	IN/CH1	Surround R ch input.
15	NF/CH1	Surround R ch feedback.
16	BIAS	Bias connection port.
17	NF/CH2	Surround L ch feedback.
18	IN/CH2	Surround L ch input.
19	IN/CH3	Surround ch input.
20	NF/CH3	Surround ch feedback.
21	+RE/CH3	Surround ch (+) output.
22	-RE/CH3	Surround ch (-) output.

5-4 Digital Audio Decoder: CS493264(X08,IC601)

Pin No.	Pin Name	I/O	Description
1,12,23	VD(1~3)	-	Digital power supply (+3.3V).
2,13,24	DGND(1~3)	-	Digital GND.
3	XMT958	0	SPDIF transmitter output (Open).
4	WR GP1010	I/O	Host write strobe.
5	RD EMOE	I/O	Read/write enable.
6	SCDIN	1	SPI serial control data.
7	SCCLK	I	Serial control clock.
8~11 14~17	EMA(D7~D0)	I/O	Data bit (7~0).
18	CS	I	Chip select.
19	SCDI0	I/O	Serial control data input/output.
20	INTREQ ABOOT	I/O	Control port interrupt request/automatic boot enable.
21	EXTMEM	I/O	External memory chip select.
22	SDATAN	I	PCM audio data input.
25	SCLKN	I/O	PCM audio input bit clock.
26	SLRCLKN	I/O	PCM audio input sample rate clock.
27	CMPDAT	I	PCM audio data input2.
28	CMPCLK	I/O	PCM audio input bit clock.
29	CMPREQ	I/O	PCM audio input sample rate clock.
30	CLKIN	I	Master clock input.
31	CLKSEL	I	DSP clock select.
32	FLT2	-	Phase lock loop filter.
33	FLT1	-	Phase lock loop filter.
34	VA	-	Analog power supply (+3.3V).
35	AGND	-	Analog GND.
36	RESET	I	Master reset port.
37	DD	I/O	Pull-up port.
38	DC	I	Pull-up port.
39~41	AUDAT(2~0)	O	Digital audio output (2~0).
42	LRCLK	I/O	Audio output sample rate clock.
43	SCLK	I/O	Audio output bit clock.
44	MCLK	I/O	Audio master clock.

PC BOARD (Component side view)

X08-3160-10/3180-10 (J70-1581-01)

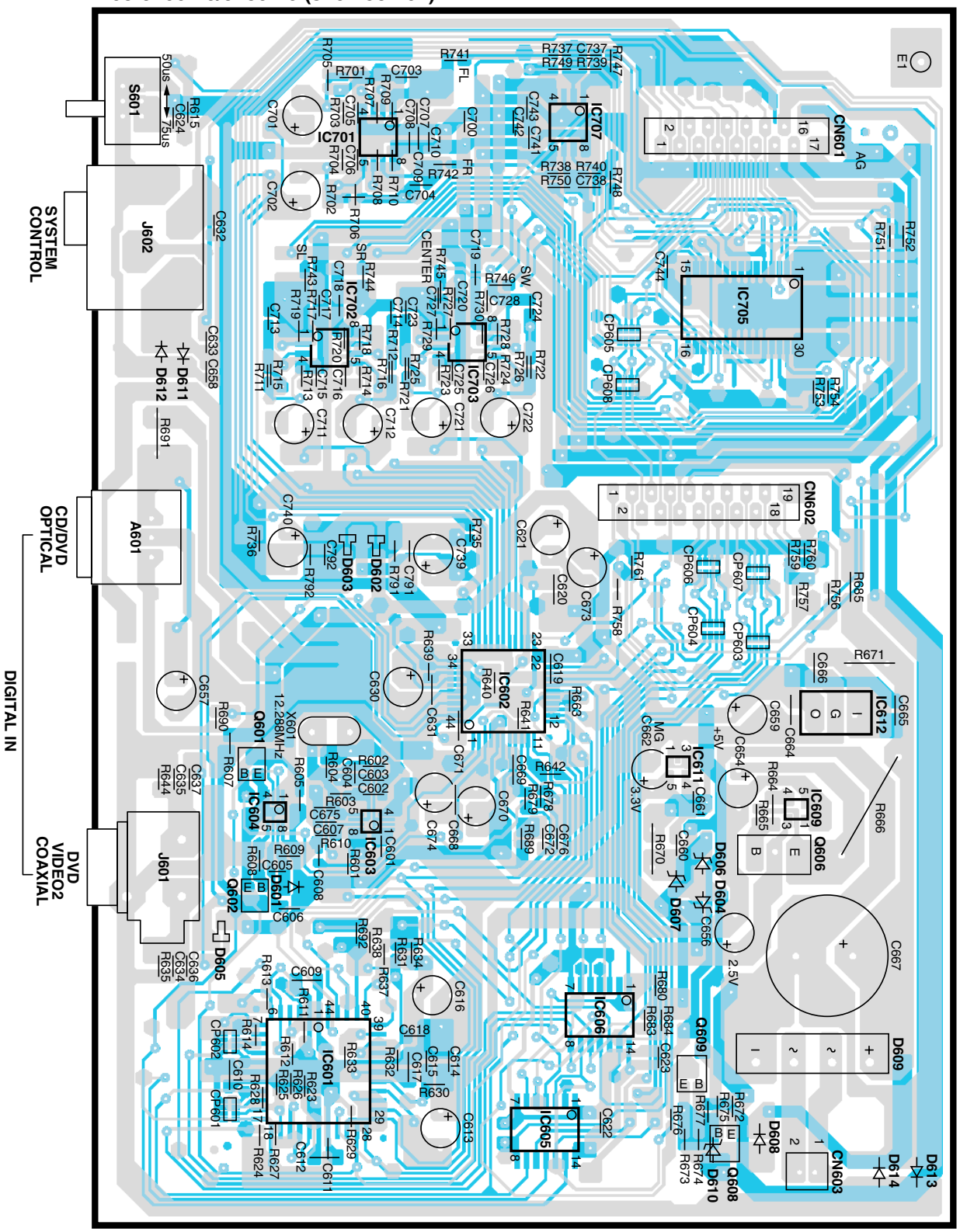

Refer to the schematic diagram for the value of resistors and capacitors.

PC BOARD (Component side view)

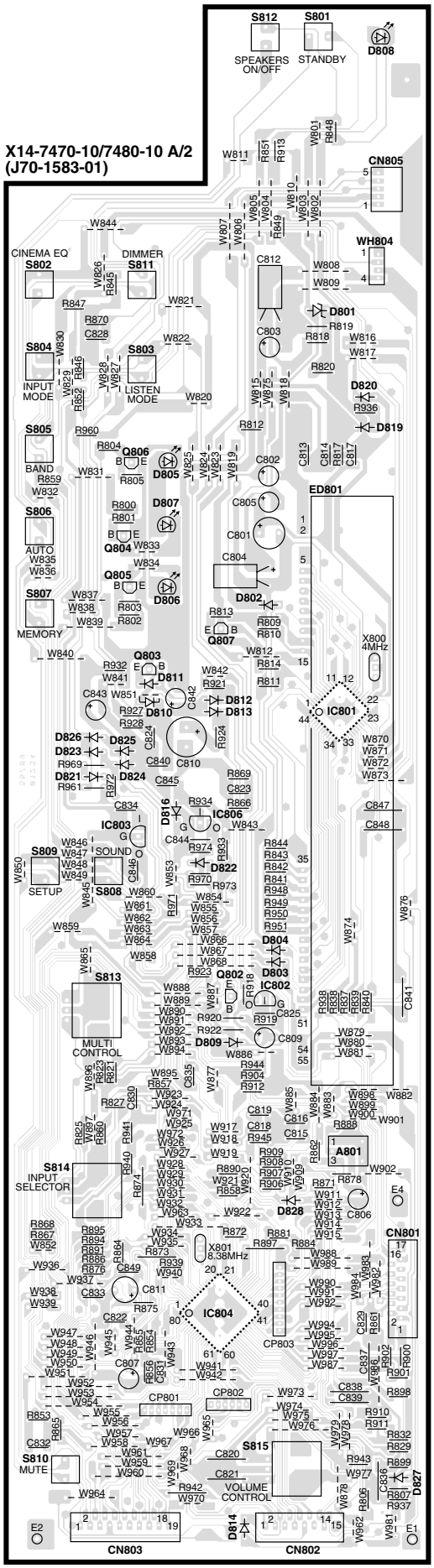

Refer to the schematic diagram for the value of resistors and capacitors.

PC BOARD (Component side view)

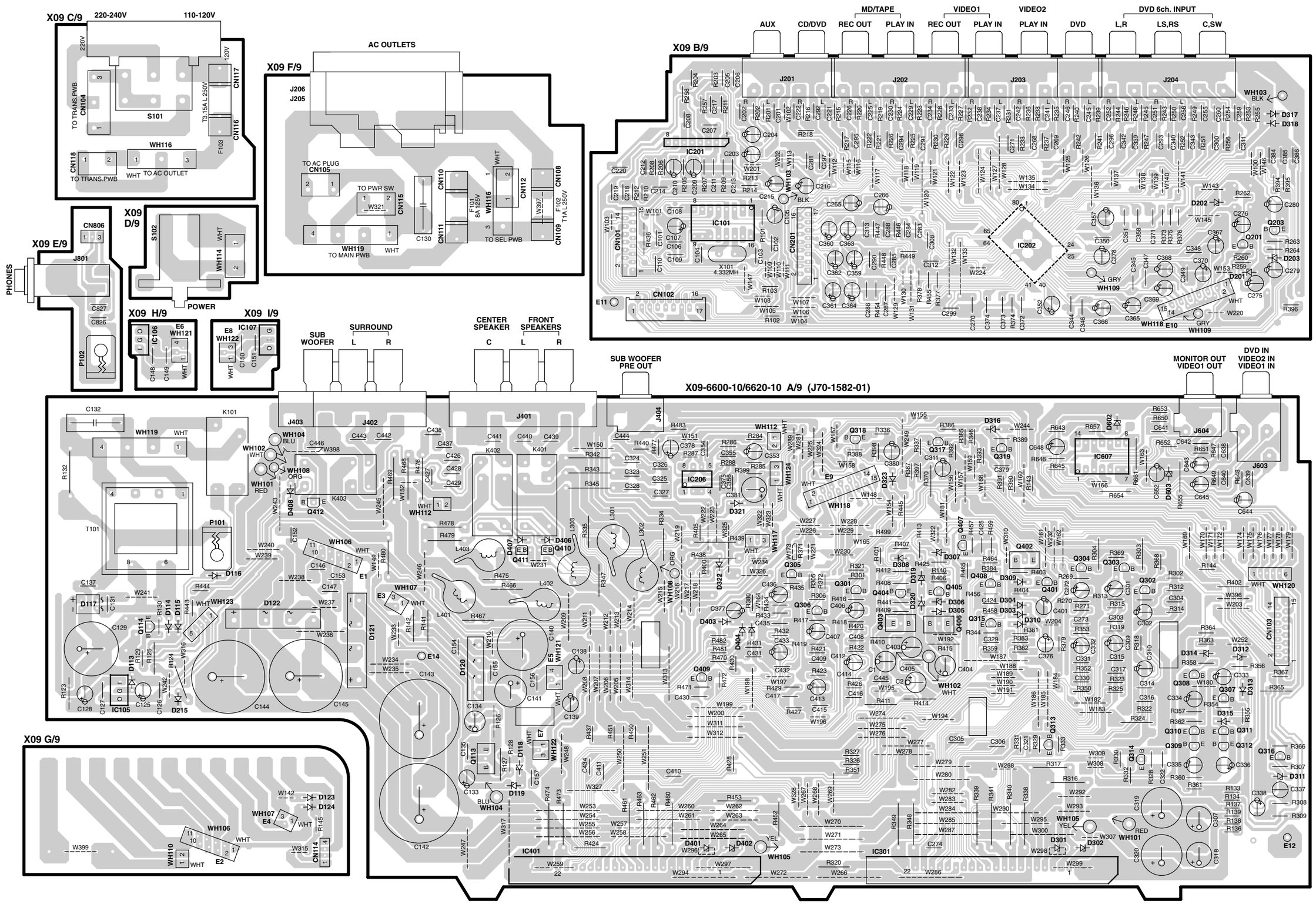

Refer to the schematic diagram for the value of resistors and capacitors.

12

KRF-V4060D (X08-3160-10)		
DESTINATION		UNIT
COUNTRY	ABB.	No.
EUROPE	E	0-10
U.K.	T	

KRF-V4060D-S (X08-3160-XX)		
DESTINATION		UNIT
COUNTRY	ABB.	No.
EUROPE	E3	0-10
U.K.	T1	
AUSTRALIA	X	
GENERAL MARKET	M	0-21

KRF-V4060DE (X08-3160-10)		
DESTINATION		UNIT
COUNTRY	ABB.	No.
EUROPE	E1	0-10

KRF-4060DE-S (X08-3160-10)		
DESTINATION		UNIT
COUNTRY	ABB.	No.
EUROPE	E2	0-10

VR-605 (X08-3160-10)		
DESTINATION		UNIT
COUNTRY	ABB.	No.
U.S.A.	K	0-10
CANADA	P	

KRF-V5060D (X08-3160-XX)		
DESTINATION		UNIT
COUNTRY	ABB.	No.
EUROPE	E	0-10
U.K.	T	
PX	Y	0-21

KRF-V5060D-S (X08-3160-XX)		
DESTINATION		UNIT
COUNTRY	ABB.	No.
EUROPE	E3	0-10
U.K.	T1	
AUSTRALIA	X	
GENERAL MARKET	M	0-21

KRF-V5060DE (X08-3160-10)		
DESTINATION		UNIT
COUNTRY	ABB.	No.
EUROPE	E1	0-10

VR-615 (X08-3160-10)		
DESTINATION		UNIT
COUNTRY	ABB.	No.
U.S.A.	K	0-10
CANADA	P	

KRF-V5560D (X08-3160-XX)		
DESTINATION		UNIT
COUNTRY	ABB.	No.
EUROPE	E	0-10
PX	Y	0-21

KRF-V5560D-S (X08-3160-XX)		
DESTINATION		UNIT
COUNTRY	ABB.	No.
EUROPE	E3	0-10
U.K.	T1	
AUSTRALIA	X	
KOREA	H	
GENERAL MARKET	M	0-21

IC601 : CS493264-CLR
IC602 : AK4586
IC603 : TC7WU04FU
IC604 : TC7WH123FU
IC605 : TC74HCT7007AF
IC606 : TC74HC007AF

IC609 : XC62EP2502MR
IC611 : BA033LBSG
IC612 : BA05T
IC701-703,707 : NJM4565MD
IC705 : NJU7311AM

Q601,602 : DTC124EUA or UN5212
Q606 : 2SB1375
Q608 : 2SC4081(R,S) or 2SD1819A(Q,R)
Q609 : 2SA1576A(R,S) or 2SB1218A(Q,R)

D601,608,611-614 : MA111
D602,605 : 1SS301 or DAN202U or MA142WK
D603 : 1SS300 or DAP202U or MA142WA

D604 : UDZ3.9B or HZU3.9(B2)
D606,607 : UDZ5.6B or HZU5.6(B2)
D609 : D2SBA20F03
D610 : UDZ5.1B or HZU5.1(B2)

DIGITAL LINE
SIGNAL LINE
GND LINE
+B LINE
−B LINE

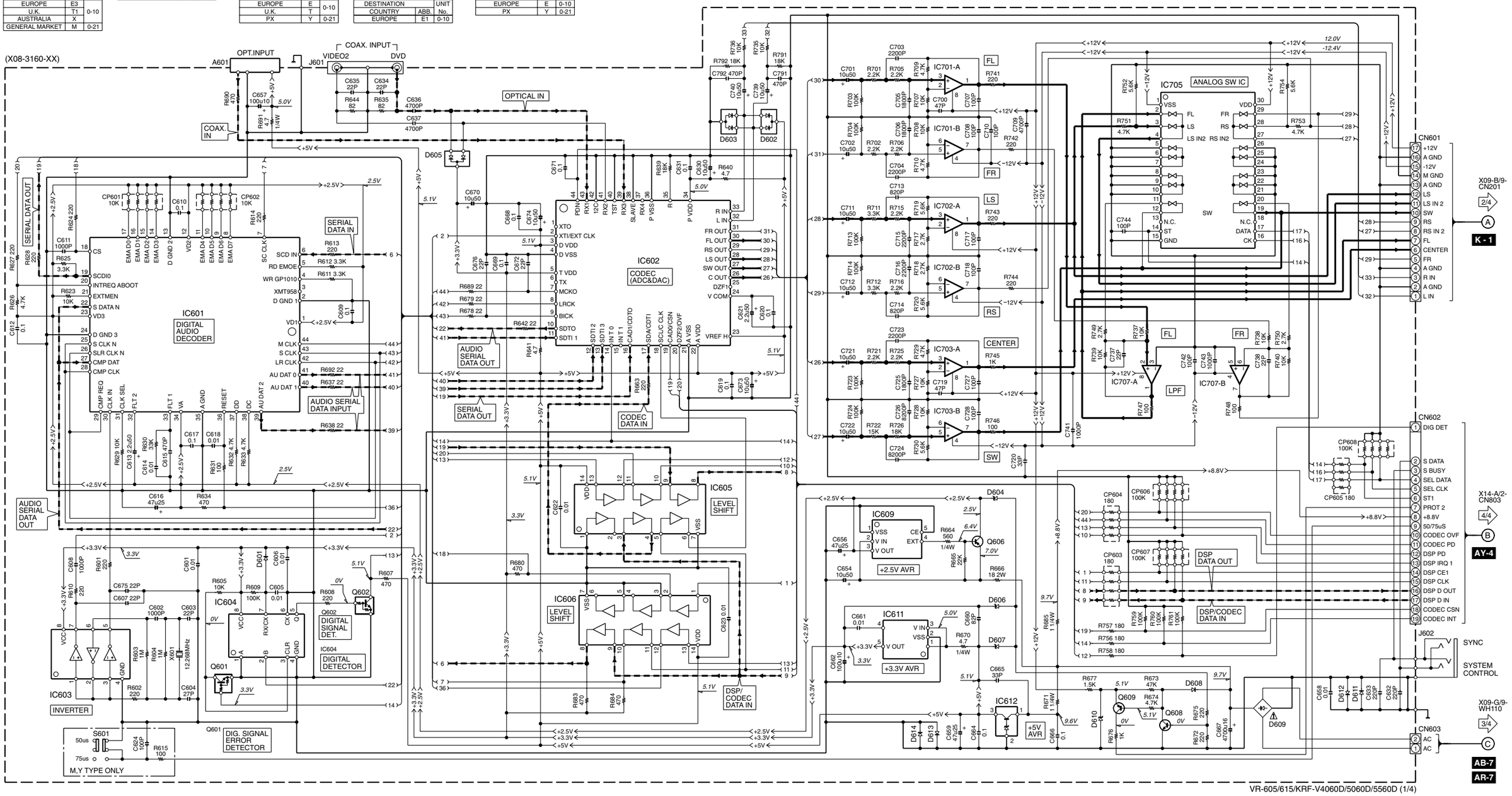

VR-605/615/KRF-V4060D/5060D/5560D (1/4)

CAUTION: For continued safety, replace safety critical components only with manufacturer's recommended parts (refer to parts list). ⚠ indicates safety critical components. For continued protection against risk of fire, replace only with same type and rating fuse(s). To reduce the risk of electric shock, leakage-current or resistance measurements shall be carried out (exposed parts are acceptably insulated from the supply circuit) before the appliance is returned to the customer.

The DC voltage is an actual reading measured with a high impedance type voltmeter with a cassette loaded at playback mode. The measurement value may vary depending on the measuring instruments used or on the product. Bias circuit DC voltage is measured while in the record mode.

Y05-4530-10

KRF-V4060D/V5060D/V5560D/VR-605/615

KENWOOD

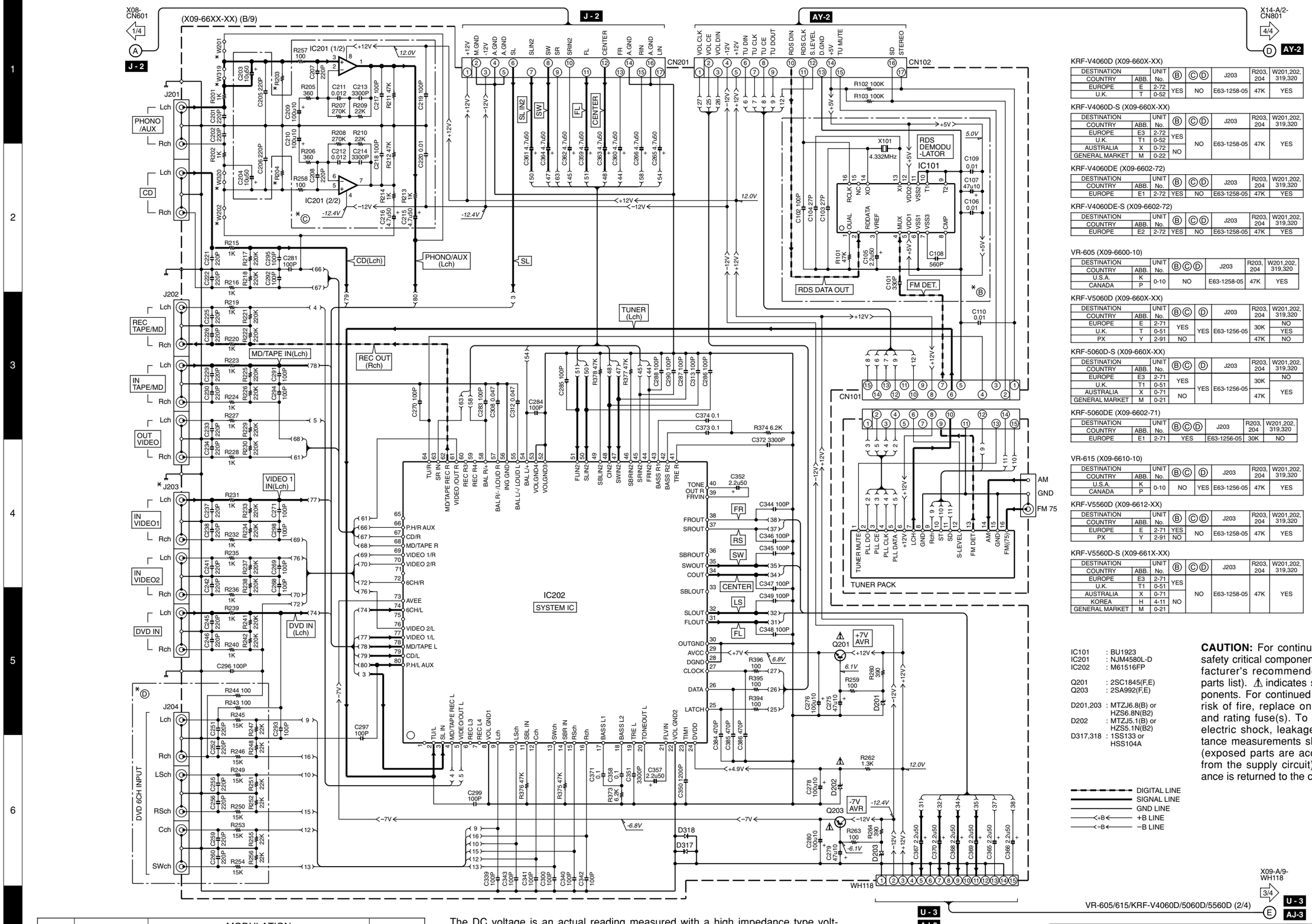

KRF-V4060D (X09-660X-XX)

DESTINATION		UNIT	Ⓑ	ⓒⓓ	J203	R203, 204	W201,202, 319,320
COUNTRY	ABB.	No.					
EUROPE	E	2-72	YES	NO	E63-1258-05	47K	YES
U.K.	T	0-52					

KRF-V4060D-S (X09-660X-XX)

DESTINATION		UNIT	Ⓑ	ⓒⓓ	J203	R203, 204	W201,202, 319,320
COUNTRY	ABB.	No.					
EUROPE	E3	2-72	YES	NO	E63-1258-05	47K	YES
U.K.	T1	0-52					
AUSTRALIA	X	0-72	NO				
GENERAL MARKET	M	0-22					

KRF-V4060DE (X09-6602-72)

DESTINATION		UNIT	Ⓑ	ⓒⓓ	J203	R203, 204	W201,202, 319,320
COUNTRY	ABB.	No.					
EUROPE	E1	2-72	YES	NO	E63-1258-05	47K	YES

KRF-V4060DE-S (X09-6602-72)

DESTINATION		UNIT	Ⓑ	ⓒⓓ	J203	R203, 204	W201,202, 319,320
COUNTRY	ABB.	No.					
EUROPE	E2	2-72	YES	NO	E63-1258-05	47K	YES

VR-605 (X09-6600-10)

DESTINATION		UNIT	ⒷⒸⒹ	J203	R203, 204	W201,202, 319,320
COUNTRY	ABB.	No.				
U.S.A.	K	0-10	NO	E63-1258-05	47K	YES
CANADA	P					

KRF-V5060D (X09-660X-XX)

DESTINATION		UNIT	ⒷⒸ	Ⓓ	J203	R203, 204	W201,202, 319,320
COUNTRY	ABB.	No.					
EUROPE	E	2-71	YES	YES	E63-1256-05	30K	NO
U.K.	T	0-51					YES
PX	Y	2-91	NO			47K	NO

KRF-5060D-S (X09-660X-XX)

DESTINATION		UNIT	ⒷⒸ	Ⓓ	J203	R203, 204	W201,202, 319,320
COUNTRY	ABB.	No.					
EUROPE	E3	2-71	YES	YES	E63-1256-05	30K	NO
U.K.	T1	0-51					YES
AUSTRALIA	X	0-71	NO			47K	
GENERAL MARKET	M	0-21					

KRF-5060DE (X09-6602-71)

DESTINATION		UNIT	ⒷⒸⒹ	J203	R203, 204	W201,202, 319,320
COUNTRY	ABB.	No.				
EUROPE	E1	2-71	YES	E63-1256-05	30K	NO

VR-615 (X09-6610-10)

DESTINATION		UNIT	Ⓑ	ⒸⒹ	J203	R203, 204	W201,202, 319,320
COUNTRY	ABB.	No.					
U.S.A.	K	0-10	NO	YES	E63-1256-05	47K	YES
CANADA	P						

KRF-V5560D (X09-6612-XX)

DESTINATION		UNIT	Ⓑ	ⒸⒹ	J203	R203, 204	W201,202, 319,320
COUNTRY	ABB.	No.					
EUROPE	E	2-71	YES	NO	E63-1258-05	47K	YES
PX	Y	2-91	NO				

KRF-V5560D-S (X09-661X-XX)

DESTINATION		UNIT	Ⓑ	ⒸⒹ	J203	R203, 204	W201,202, 319,320
COUNTRY	ABB.	No.					
EUROPE	E3	2-71	YES	NO	E63-1258-05	47K	YES
U.K.	T1	0-51					
AUSTRALIA	X	0-71	NO				
KOREA	H	4-11					
GENERAL MARKET	M	0-21					

IC101 : BU1923
IC201 : NJM4580L-D
IC202 : M61516FP

Q201 : 2SC1845(F,E)
Q203 : 2SA992(F,E)

D201,203 : MTZJ6.8(B) or HZS6.8N(B2)
D202 : MTZJ5.1(B) or HZS5.1N(B2)
D317,318 : 1SS133 or HSS104A

CAUTION: For continued safety, replace safety critical components only with manufacturer's recommended parts (refer to parts list). ⚠ indicates safety critical components. For continued protection against risk of fire, replace only with same type and rating fuse(s). To reduce the risk of electric shock, leakage-current or resistance measurements shall be carried out (exposed parts are acceptably insulated from the supply circuit) before the appliance is returned to the customer.

DIGITAL LINE
SIGNAL LINE
GND LINE
+B LINE
−B LINE

MODE	CARRIER	MODULATION		ANT INPUT
		FREQUENCY	DEVIATION	
FM	98MHz	1kHz	STEREO 67.5kHz 7.5kHz(Pilot)	60dB
AM	1000(999)kHz	400Hz	MONO 30% MOD	60dB

The DC voltage is an actual reading measured with a high impedance type voltmeter as the AM/FM signal generator is specified to the conditions as shown in the list below. The measurement value may vary depending on the measuring instruments used or on the product. The value shown in ( ) is actual reading measured in the AM mode.

Y05-4530-10

KRF-V4060D/V5060D/V5560D/VR-605/615

KENWOOD

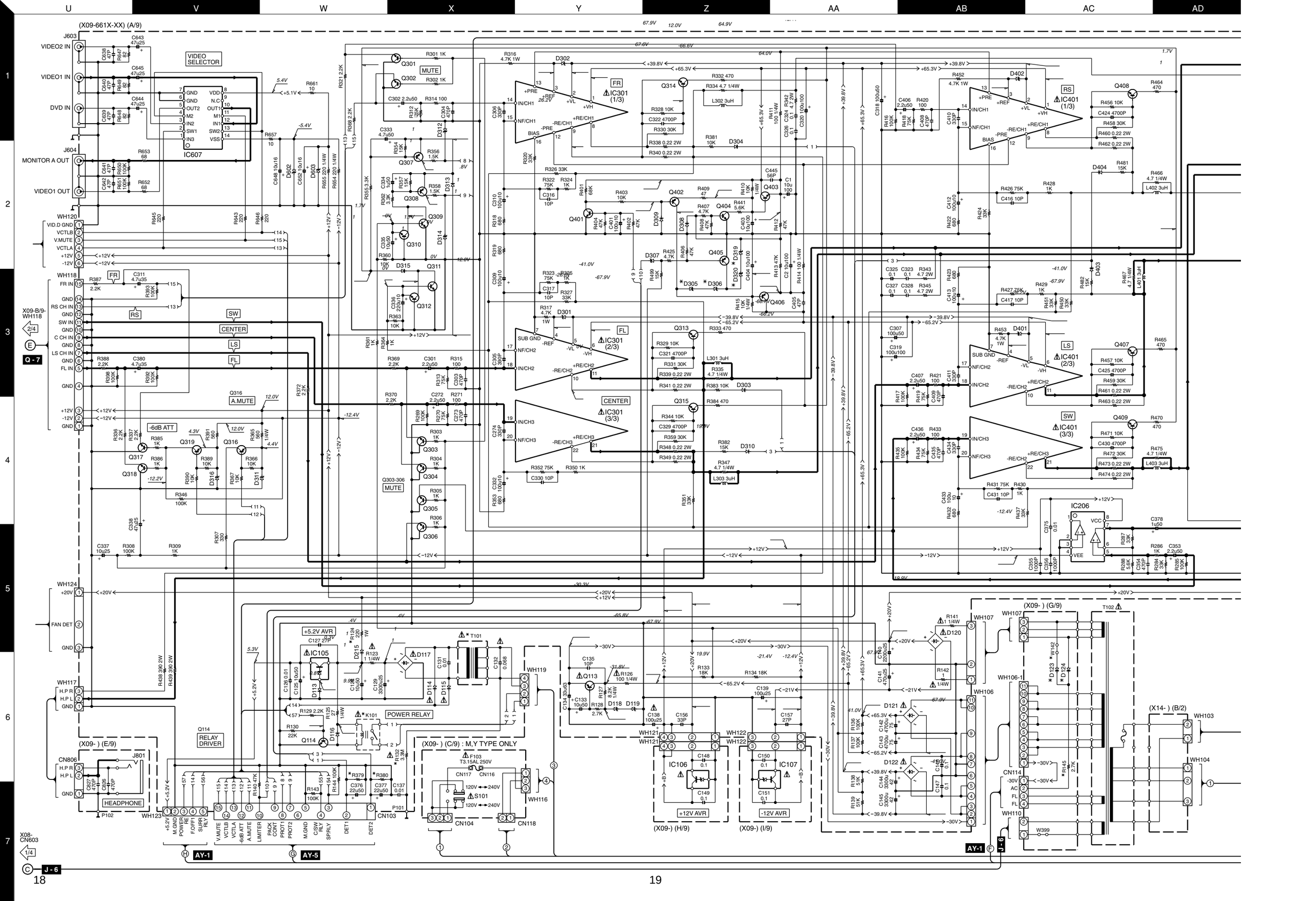
(X09-661X-XX) (A/9)
VIDEO2 IN
VIDEO1 IN
DVD IN
MONITOR A OUT
VIDEO1 OUT
VIDEO SELECTOR
IC607
MUTE
FR
RS
SW
CENTER
LS
FL
A.MUTE
-6dB ATT
IC301 (1/3)
IC301 (2/3)
IC301 (3/3)
IC401 (1/3)
IC401 (2/3)
IC401 (3/3)
IC206
IC105
POWER RELAY
RELAY DRIVER
+5.2V AVR
(X09-) (E/9)
(X09-) (C/9) : M,Y TYPE ONLY
(X09-) (H/9)
(X09-) (I/9)
(X09-) (G/9)
(X14-) (B/2)
HEADPHONE
+12V AVR
-12V AVR
X09-B/9-WH118
X08-CN603
AY-1
AY-5
J-6
I-6

(X09-661x-xx) (A/9)

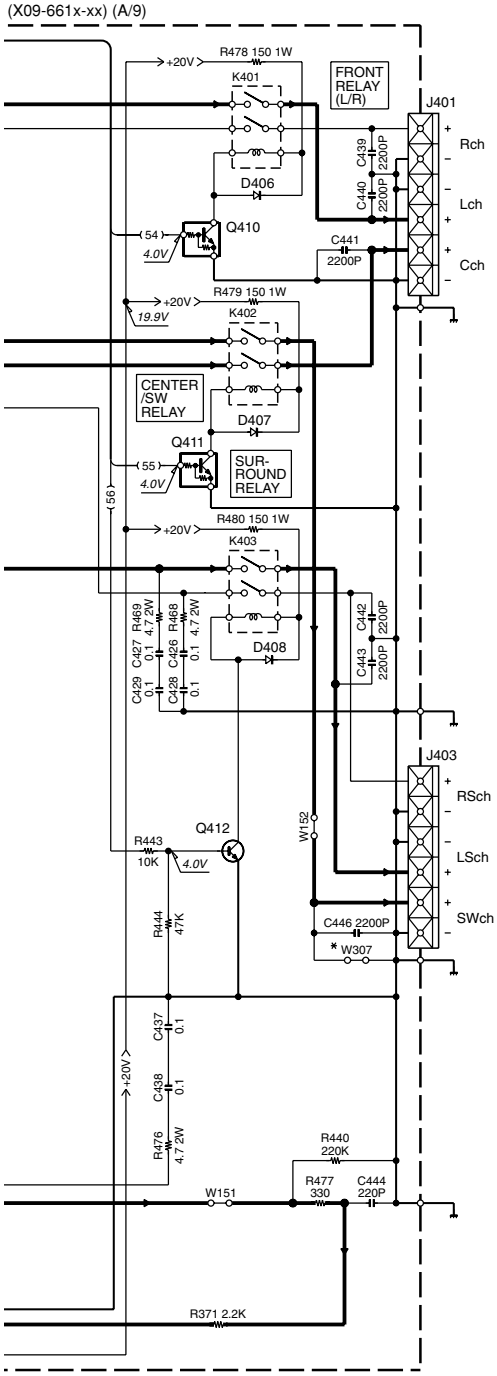

VR-615 (X09-6610-10)

DESTINATION		UNIT	C130	CN108, 109,115	CN112	D123, 124	D305, 306	D319, 320	F101	F102	J205	J206	K101	R124, 132	R145	R379, 380	S102	T101	W142	W321, 397
COUNTRY	ABB.	No.																		
U.S.A.	K	0-10	0.068 or 6800P	NO	YES	NO	MTZJ11(B) or HZS11N(B2)	MTZJ15(B) or HZS15N(B2)	8A 125V	NO	E03-0148-05	NO	S76-0099-05	YES	NO	1.2K	NO	L07-2758-05 or L07-2761-05	NO	YES
CANADA	P																			

KRF-V5560D (X09-6612-XX)

DESTINATION		UNIT	C130	CN108, 109,112	CN115	D123, 124	D305, 306	D319	D320	F101	F102	J205	J206	K101	R124, 145	R132	R379, 380	S102	T101	W142, 321,397
COUNTRY	ABB.	No.																		
EUROPE	E	2-71	6800P	YES	YES	NO	MTZJ10(B) or HZS10N(B2)	MTZJ11(B) or HZS11N(B2)	MTZJ13(B) or HZS13N(B2)	T3.15AL 250V	YES	NO	E03-0149-05	S76-0102-05	NO	NO	1.5K	YES	L07-2758-05 or L07-2761-05	NO
PX	Y	2-91		NO	YES	YES		MTZJ15(B) or HZS15N(B2)	MTZJ15(B) or HZS15N(B2)		NO	E03-0148-05	NO		YES	YES	1.2K		L07-2805-05	

KRF-V5560D-S (X09-661X-XX)

DESTINATION		UNIT	C130	CN108, 109	CN112	CN115	D123, 124	D305, 306	D319	D320	F101	F102	J205	J206	K101	R132	R124 R145	R379, 380	S102	T101	W142	W321, 397
COUNTRY	ABB.	No.																				
EUROPE	E3	2-71	6800P	YES	YES	YES	NO	MTZJ10(B) or HZS10N(B2)	MTZJ11(B) or HZS11N(B2)	MTZJ13(B) or HZS13N(B2)	T3.15AL 250V	YES	E03-0149-05	E03-0310-05	S76-0102-05	NO	NO	1.5K	YES	L07-2758-05 or L07-2761-05	NO	NO
U.K.	T1	0-51											E03-0325-05							L07-2805-05	YES	
AUSTRALIA	X	0-71			NO		YES		MTZJ15(B) or HZS15N(B2)				E03-0149-05			YES	YES	1.2K				
GENERAL MARKET	M	0-21							MTZJ11(B) or HZS11N(B2)	MTZJ13(B) or HZS13N(B2)		NO	E03-0325-05			YES	NO	1.5K		L07-2758-05 or L07-2761-05	NO	
KOREA	H	4-11		NO	YES		NO															

IC105 : BA05T
IC106 : KIA7812API
IC107 : KIA7912PI
IC206 : NJM4565D
IC301,401 : STK413-220A or STK413-020A
IC607 : NJM2279D

Q113,406 : 2SB1640
Q114,412 : 2SC1740S(Q,R) or 2SC2785(F,E)
Q301-306,317,318 : 2SC2878(B)
Q307,308,316,319,405 : 2SA992(F,E)
Q309-315,401,404, 407-409 : 2SC1845(F,E)
Q402 : 2SA1535A
Q403 : 2SC3944A
Q410,411 : UN4219 or DTC113ZSA

D113 : RB441Q-40
D114-116,123,124,215, 303,304,308-310,313, 315,403,404,406-408, : 1SS133 or HSS104A
D117 : S1ZB20(4101)
D118 : MTZJ16(B) or HZS16N(B2)
D119,301,302,401,402, : MTZJ15(B) or HZS15N(B2)
D120 : D2SBA20F03
D121,122 : D5SBA20F03
D305,306 : *
D307,311,312,314,316 : MTZJ3.9(B) or HZS3.9N(B2)
D319,320 : *
D602,603 : MTZJ5.6(B) or HZS5.6N(B2)

CAUTION: For continued safety, replace safety critical components only with manufacturer's recommended parts (refer to parts list). ⚠ indicates safety critical components. For continued protection against risk of fire, replace only with same type and rating fuse(s). To reduce the risk of electric shock, leakage-current or resistance measurements shall be carried out (exposed parts are acceptably insulated from the supply circuit) before the appliance is returned to the customer.

The DC voltage is an actual reading measured with a high impedance type voltmeter with a cassette loaded at playback mode. The measurement value may vary depending on the measuring instruments used or on the product. Bias circuit DC voltage is measured while in the record mode.

SIGNAL LINE
GND LINE
+B +B LINE
−B −B LINE

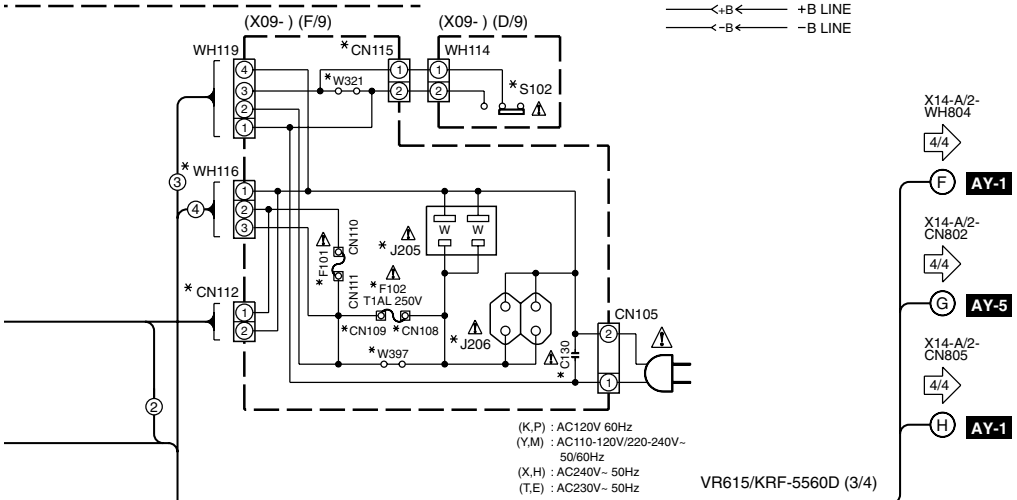

(K,P) : AC120V 60Hz
(Y,M) : AC110-120V/220-240V~ 50/60Hz
(X,H) : AC240V~ 50Hz
(T,E) : AC230V~ 50Hz

VR615/KRF-5560D (3/4)

Y05-4530-10

KENWOOD

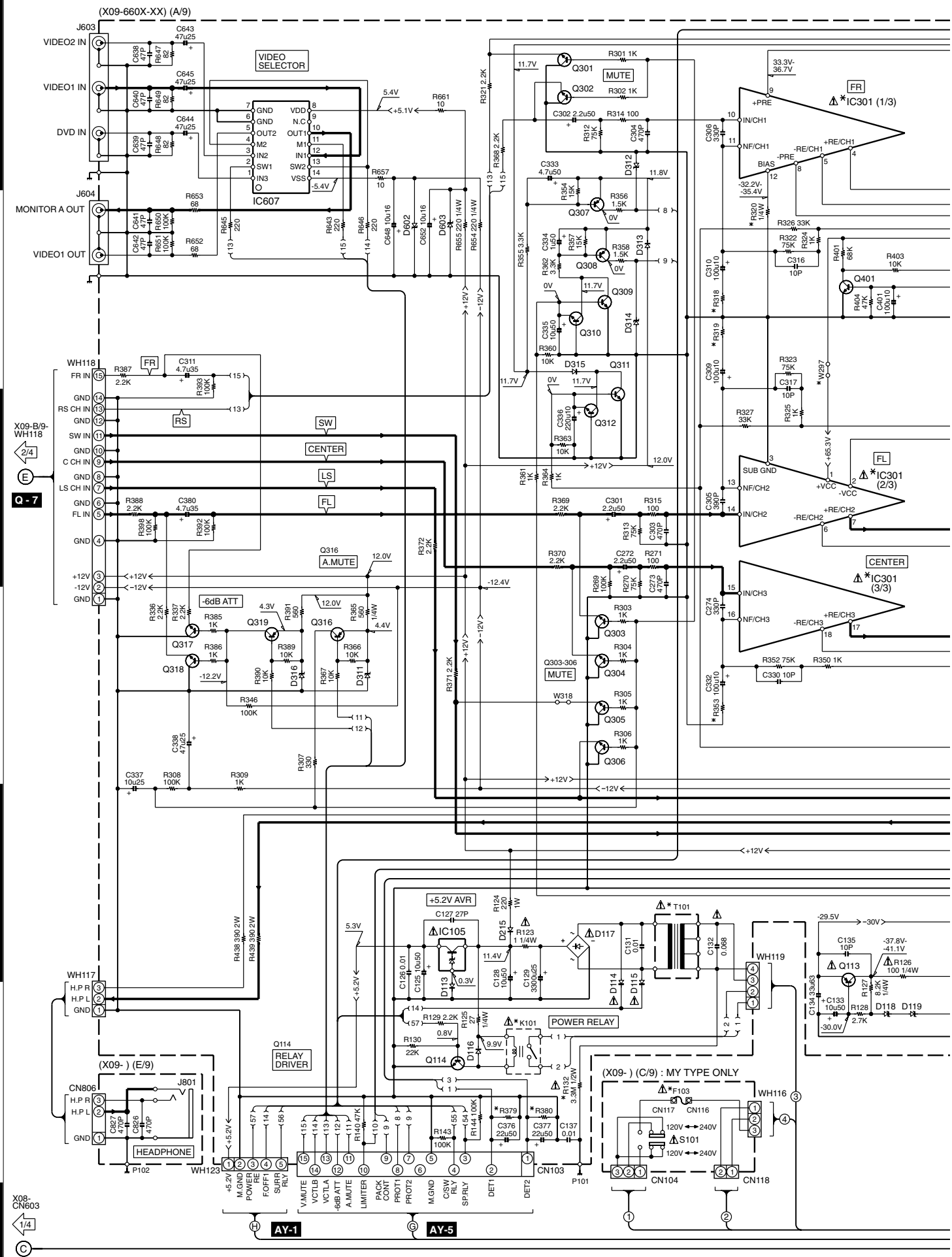
(X09-660X-XX) (A/9)
J603
VIDEO2 IN
VIDEO1 IN
DVD IN
J604
MONITOR A OUT
VIDEO1 OUT
VIDEO SELECTOR
IC607
MUTE
FR
IC301 (1/3)
IC301 (2/3)
FL
CENTER
IC301 (3/3)
WH118
X09-B/9-WH118
Q - 7
SW
CENTER
LS
FL
A.MUTE
-6dB ATT
+5.2V AVR
IC105
POWER RELAY
RELAY DRIVER
WH117
WH119
WH116
(X09-) (E/9)
CN806
J801
HEADPHONE
(X09-) (C/9) : MY TYPE ONLY
WH123
CN103
CN104
CN118
X08-CN603
AY-1
AY-5

(X09-660x-xx) (A/9)

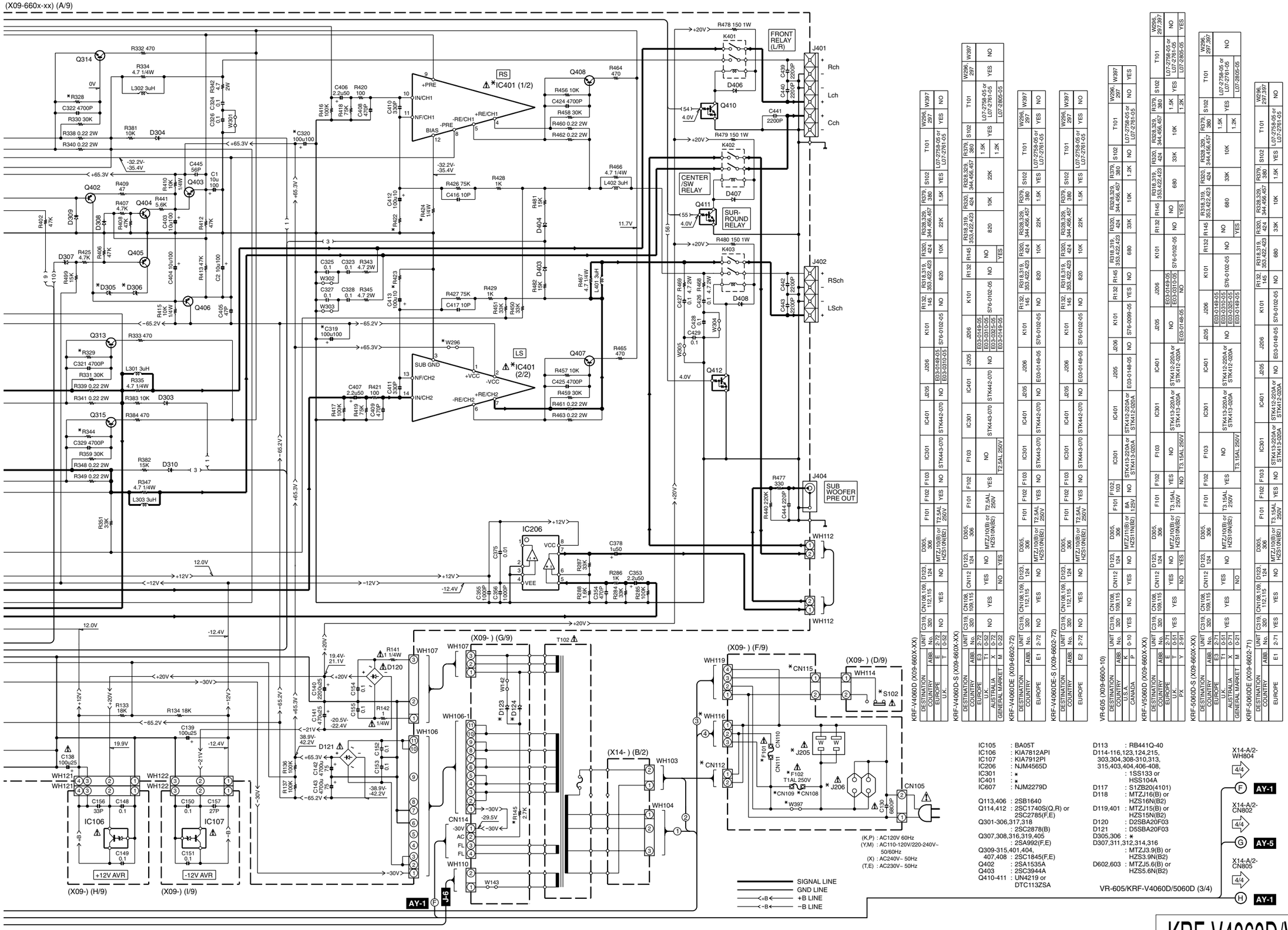

| KRF-V4060D (X09-660X-XX) | | |

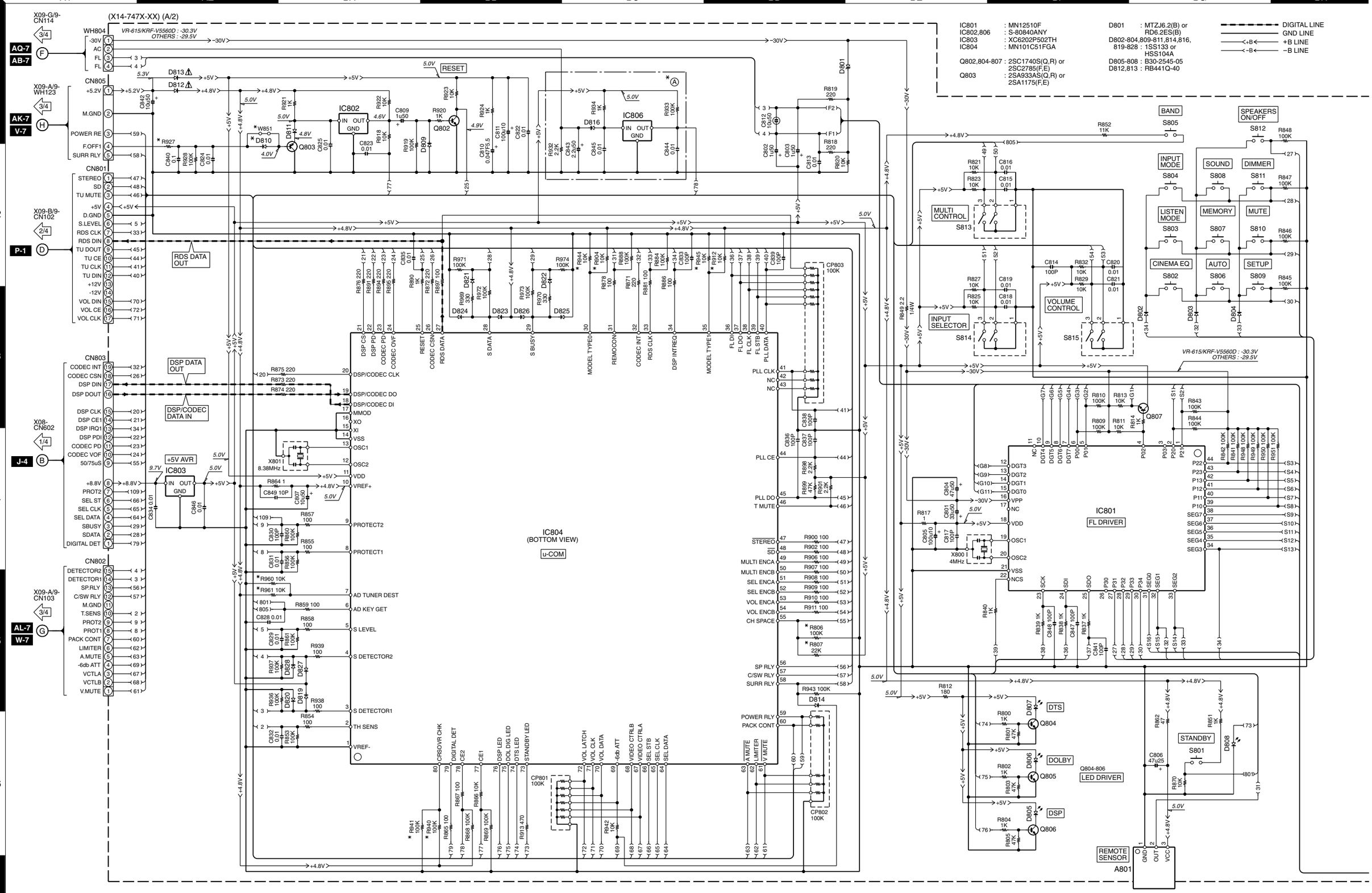
(X14-747X-XX) (A/2)
IC801 : MN12510F
IC802,806 : S-80840ANY
IC803 : XC6202P502TH
IC804 : MN101C51FGA
Q802,804-807 : 2SC1740S(Q,R) or 2SC2785(F,E)
Q803 : 2SA933AS(Q,R) or 2SA1175(F,E)
D801 : MTZJ6.2(B) or RD6.2ES(B)
D802-804,809-811,814,816, 819-828 : 1SS133 or HSS104A
D805-808 : B30-2545-05
D812,813 : RB441Q-40
DIGITAL LINE
GND LINE
+B LINE
−B LINE
IC804
(BOTTOM VIEW)
u-COM
IC801
FL DRIVER
IC802
IC803
IC806
Q802
Q803
Q807
Q804-806
LED DRIVER
BAND
S805
SPEAKERS ON/OFF
S812
INPUT MODE
S804
SOUND
S808
DIMMER
S811
LISTEN MODE
S803
MEMORY
S807
MUTE
S810
CINEMA EQ
S802
AUTO
S806
SETUP
S809
MULTI CONTROL
S813
INPUT SELECTOR
S814
VOLUME CONTROL
S815
STANDBY
S801
REMOTE SENSOR
A801
RESET
RDS DATA OUT
DSP DATA OUT
DSP/CODEC DATA IN
+5V AVR
DTS
DOLBY
DSP
VR-615/KRF-V5560D : -30.3V
OTHERS : -29.5V
X09-G/9-CN114
X09-A/9-WH123
X09-B/9-CN102
X08-CN602
X09-A/9-CN103
WH804
CN805
CN801
CN803
CN802
AQ-7
AB-7
AK-7
V-7
P-1
J-4
AL-7
W-7

(X14-747X-XX) (A/2)

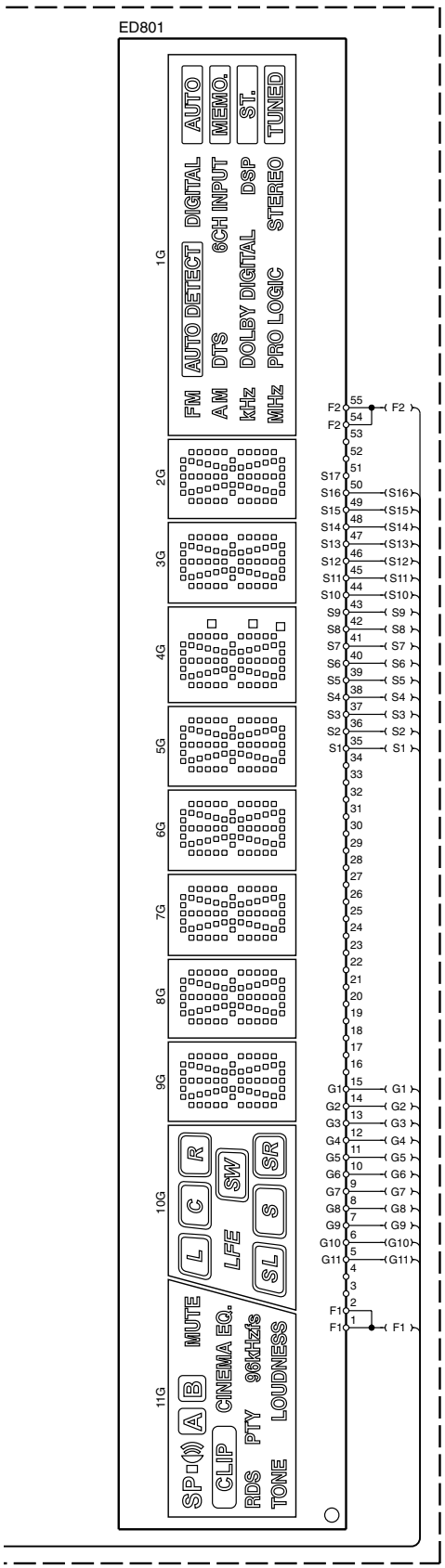

VR-605/615/KRF-V4060D/5060D/5560D (4/4)

KRF-V4060D (X14-7472-73)

DESTINATION		UNIT No.	Ⓐ	D810	R806,904, 941,945,961	R807,866,912, 940,944,960	R927	W851
COUNTRY	ABB.							
EUROPE	E	2-73	NO	NO	YES	NO	160K	YES
U.K.	T							

KRF-V4060D-S (X14-747X-XX)

DESTINATION		UNIT No.	Ⓐ	D810	R806, 940	R807, 866	R904,941, 945,961	R912, 944	R927	R960	W851
COUNTRY	ABB.										
GENERAL MARKET	M	0-23	YES	YES	NO	YES	YES	NO	62K	YES	NO
AUSTRALIA	X	0-73	NO	NO	YES	NO			180K		YES
EUROPE	E3	2-73							160K	NO	
U.K.	T1										

KRF-V4060DE (X14-7472-73)

DESTINATION		UNIT No.	Ⓐ	D810	R806,904, 941,945,961	R807,866,912, 940,944,960	R927	W851
COUNTRY	ABB.							
EUROPE	E1	2-73	NO	NO	YES	NO	160K	YES

KRF-V4060DE-S (X14-7472-73)

DESTINATION		UNIT No.	Ⓐ	D810	R806,904, 941,945,961	R807,866,912, 940,944,960	R927	W851
COUNTRY	ABB.							
EUROPE	E2	2-73	NO	NO	YES	NO	160K	YES

VR605 (X14-7470-10)

DESTINATION		UNIT No.	Ⓐ	D810	R806,904, 941,945,960	R807,866,912, 940,944,960	R927	W851
COUNTRY	ABB.							
U.S.A	K	0-10	NO	YES	YES	NO	56K	NO
CANADA	P							

KRF-V5060D (X14-747X-XX)

DESTINATION		UNIT No.	Ⓐ	D810	R806, 945	R807,866, 912,960	R904, 940	R927	R941, 944,961	W851
COUNTRY	ABB.									
PX	Y	0-21	YES	YES	NO	YES	NO	62K	YES	NO
EUROPE	E	2-71	NO	NO	YES	NO		160K		YES
U.K.	T									

KRF-V5060D-S (X14-747X-XX)

DESTINATION		UNIT No.	Ⓐ	D810	R806	R807, 866	R904, 940	R912	R927	R941, 944,961	R945	R960	W851
COUNTRY	ABB.												
GENERAL MARKET	M	0-21	YES	YES	NO	YES	NO	YES	62K	YES	NO	YES	NO
AUSTRALIA	X	0-71	NO	NO	YES	NO			180K				YES
EUROPE	E3	2-71						NO	160K		YES	NO	
U.K.	T1												

KRF-V5060DE (X14-7472-71)

DESTINATION		UNIT No.	Ⓐ	D810	R806,941, 944,945,961	R807,866,904, 912,940,960	R927	W851
COUNTRY	ABB.							
EUROPE	E1	2-71	NO	NO	YES	NO	160K	YES

VR-615 (X14-7470-11)

DESTINATION		UNIT No.	Ⓐ	D810	R806,912, 940,944,960	R807,866,904, 941,945,961	R927	W851
COUNTRY	ABB.							
U.S.A	K	0-11	NO	YES	YES	NO	56K	NO
CANADA	P							

KRF-V5560D (X14-747X-XX)

DESTINATION		UNIT No.	Ⓐ	D810	R806	R807, 866,960	R904,941, 945,961	R912, 940,944	R927	W851
COUNTRY	ABB.									
PX	Y	0-22	YES	YES	NO	YES	YES	NO	62K	NO
EUROPE	E	2-72	NO	NO	YES	NO			160K	YES

KRF-V5560D-S (X14-747X-XX)

DESTINATION		UNIT No.	Ⓐ	D810	R806	R807, 866	R904,941, 945,961	R912, 940,944	R927	R960	W851
COUNTRY	ABB.										
GENERAL MARKET	M	0-22	YES	YES	NO	YES	YES	NO	62K	YES	NO
AUSTRALIA	X	0-72	NO	NO	YES	NO			180K		YES
EUROPE	E3	2-72							160K	NO	
U.K.	T1										
KOREA	H										

	11G	10G	9G	8G	7G	6G	5G	4G	3G	2G	1G
P1	SP	L	a	a	a	a	a	a	a	a	FM
P2	A	C	j	j	j	j	j	j	j	j	AM
P3	B	R	h	h	h	h	h	h	h	h	MHz
P4	MUTE	SL	k	k	k	k	k	k	k	k	kHz
P5	CLIP	S	b	b	b	b	b	b	b	b	AUTO
P6	CINEMA EQ.	SR	f	f	f	f	f	f	f	f	MEMO.
P7	–	LFE	g	g	g	g	g	g	g	g	ST.
P8	–	SW	m	m	m	m	m	m	m	m	TUNED
P9	RDS	(L)	c	c	c	c	c	c	c	c	AUTO DETECT
P10	PTY	(C)	e	e	e	e	e	e	e	e	DTS
P11	96kHz/s	(R)	r	r	r	r	r	r	r	r	DOLBY DIGITAL
P12	TONE	(SL)	n	n	n	n	n	n	n	n	PRO LOGIC
P13	LOUDNESS	(S)	p	p	p	p	p	p	p	p	DIGITAL
P14	–	(SR)	d	d	d	d	d	d	d	d	6CH INPUT
P15	–	(SW)	–	–	–	–	–	col	–	–	DSP
P16	–		–	–	–	–	–	Dp	–	–	STEREO

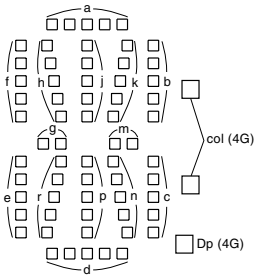

CAUTION: For continued safety, replace safety critical components only with manufacturer's recommended parts (refer to parts list). ⚠ indicates safety critical components. For continued protection against risk of fire, replace only with same type and rating fuse(s). To reduce the risk of electric shock, leakage-current or resistance measurements shall be carried out (exposed parts are acceptably insulated from the supply circuit) before the appliance is returned to the customer.

The DC voltage is an actual reading measured with a high impedance type voltmeter with a cassette loaded at playback mode. The measurement value may vary depending on the measuring instruments used or on the product. Bias circuit DC voltage is measured while in the record mode.

KRF-V4060D/V5060D/V5560D/VR-605/615

EXPLODED VIEW

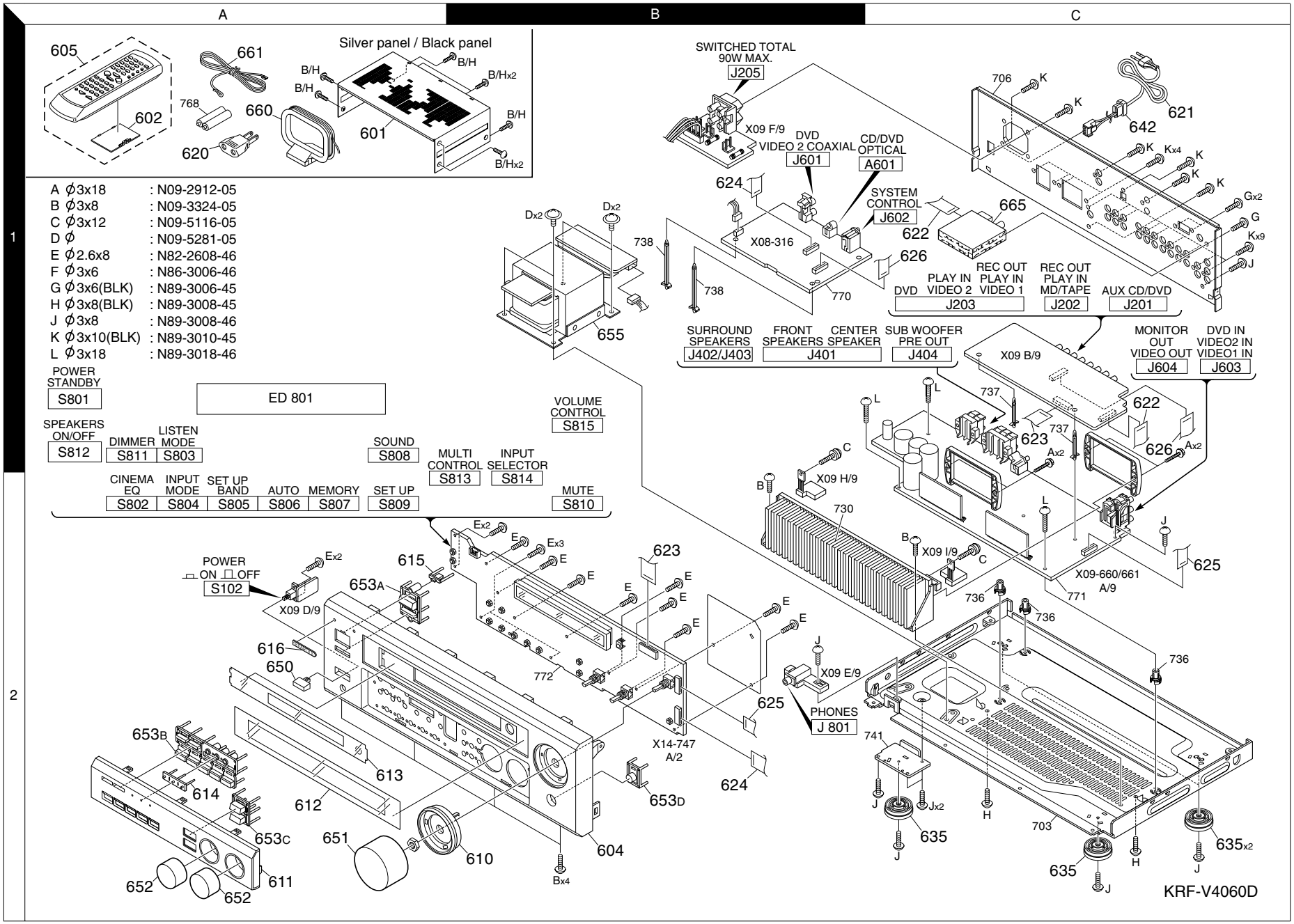

Parts with exploded numbers larger than 700 are not supplied.

✻ New Parts
Parts without **Parts No.** are not supplied.
Les articles non mentionnes dans le **Parts No.** ne sont pas fournis.
Teile ohne **Parts No.** werden nicht geliefert.

❶

Ref. No	Address	New Parts	Parts No.	Description	Destination	Remarks
			KRF-V4060D			
601	1A		A01-3844-01	METALLIC CABINET	EE1T	
601	1A		A01-3848-01	METALLIC CABINET	E2E3M	
601	1A		A01-3848-01	METALLIC CABINET	XT1	
602	2B		A09-1178-08	BATTERY COVER		
604	2B		A60-2190-11	PANEL	EE1T	
604	2B		A60-2191-11	PANEL	E2E3M	
604	2B		A60-2191-11	PANEL	XT1	
605	1A		A70-1564-05	REMOTE CONTROLLER ASSY	MX	
605	1A		A70-1566-05	REMOTE CONTROLLER ASSY	EE1E2	
605	1A		A70-1566-05	REMOTE CONTROLLER ASSY	E3TT1	
610	2B		B07-2606-03	ESCUTCHEON	EE1T	
610	2B		B07-2607-03	ESCUTCHEON	E2E3M	
610	2B		B07-2607-03	ESCUTCHEON	XT1	
611	2A		B07-2610-01	ESCUTCHEON	EE1T	
611	2A		B07-2611-01	ESCUTCHEON	E2E3M	
611	2A		B07-2611-01	ESCUTCHEON	XT1	
612	2A	✻	B10-3813-02	FRONT GLASS	MX	
612	2A	✻	B10-3814-02	FRONT GLASS	EE1E2	
612	2A	✻	B10-3814-02	FRONT GLASS	E3TT1	
613	2A		B11-1547-03	COLOR FILTER		
614	2A		B12-0448-04	INDICATOR		
615	2A		B12-0465-04	INDICATOR		
616	2A		B43-0314-04	KENWOOD BADGE		
-			B46-0096-53	WARRANTY CARD	X	
-			B46-0310-03	WARRANTY CARD	EE1E2	
-			B46-0310-03	WARRANTY CARD	E3TT1	
-			B58-0945-03	CAUTION CARD	TT1	
-			B58-0965-13	CAUTION CARD (PL)	XTT1	
-			B58-0966-13	CAUTION CARD (PL)	EE3M	
-			B58-1607-03	CAUTION CARD	E1E2	
-			B60-5197-00	INSTRUCTION MANUAL(EN)	E1E2M	
-			B60-5197-00	INSTRUCTION MANUAL(EN)	XTT1	
-			B60-5199-00	INSTRUCTION MANUAL(ES/FR/GE)	EE3	
-		✻	B60-5200-00	INSTRUCTION MANUAL(PL/RU/CZ)	E1E2	
-			B60-5201-00	INSTRUCTION MANUAL(ES/TC)	M	
⚠ 620	1A		E03-0115-05	AC PLUG ADAPTER	M	
⚠ 621	1C		E30-2717-05	AC POWER CORD	X	
⚠ 621	1C		E30-2721-05	AC POWER CORD	TT1	
⚠ 621	1C		E30-2942-05	AC POWER CORD	EE1E2	
⚠ 621	1C		E30-2942-05	AC POWER CORD	E3M	
622	1C		E35-3197-15	FLAT CABLE		
623	2B,1C		E35-3198-15	FLAT CABLE		
624	1B,2B		E35-3199-15	FLAT CABLE		
625	2B,2C		E35-3200-15	FLAT CABLE		
626	1C		E35-3201-15	FLAT CABLE		
-			G10-0485-04	NON-WOVEN FABRIC		
-			H10-7804-01	POLYSTYRENE FOAMED FIXTURE		
-			H10-7805-01	POLYSTYRENE FOAMED FIXTURE		
-			H21-1515-04	PROTECTION SHEET		
-			H25-0232-04	PROTECTION BAG (235X350X0.03)		
-			H25-0391-04	PROTECTION BAG		
-		✻	H50-4393-04	ITEM CARTON CASE	E	

L : Scandinavia **K :** USA **P :** Canada **R :** Mexico **C :** China **I :** Malaysia
Y : PX(Far East,Hawaii) **T :** England **E :** Europe **G :** Germany **V :** China(Shanghai)
Y : AAFES(Europe) **X :** Australia **Q :** Russia **H :** Korea **M :** Other Areas ⚠ indicates safety critical components .

✻ New Parts
Parts without **Parts No.** are not supplied.
Les articles non mentionnes dans le **Parts No.** ne sont pas fournis.
Teile ohne **Parts No.** werden nicht geliefert.

❷

Ref. No	Address	New Parts	Parts No.	Description	Destination	Remarks
-		✻	H50-4394-04	ITEM CARTON CASE	T	
-		✻	H50-4395-04	ITEM CARTON CASE	E1	
-		✻	H50-4396-04	ITEM CARTON CASE	M	
-		✻	H50-4397-04	ITEM CARTON CASE	XT1	
-		✻	H50-4399-04	ITEM CARTON CASE	E3	
-		✻	H50-4401-04	ITEM CARTON CASE	E2	
635	2C		J02-1464-03	FOOT		
⚠ 642	1C		J42-0083-05	POWER CORD BUSHING		
-			J61-0307-05	WIRE BAND		
650	2A		K27-2384-04	KNOB (BUTTON)	EE1T	
650	2A		K27-2481-04	KNOB (BUTTON)	E2E3M	
650	2A		K27-2481-04	KNOB (BUTTON)	XT1	
651	2A		K29-8103-04	KNOB	EE1T	
651	2A		K29-8104-04	KNOB	E2E3M	
651	2A		K29-8104-04	KNOB	XT1	
652	2A		K29-8105-04	KNOB	EE1T	
652	2A		K29-8106-04	KNOB	E2E3M	
652	2A		K29-8106-04	KNOB	XT1	
653	2A,2B		K29-8117-01	KNOB	EE1T	
653	2A,2B		K29-8119-01	KNOB	E2E3M	
653	2A,2B		K29-8119-01	KNOB	XT1	
⚠ 655	1B	✻	L07-3167-15	POWER TRANSFORMER	EE1E2	
⚠ 655	1B	✻	L07-3167-15	POWER TRANSFORMER	E3TT1	
⚠ 655	1B	✻	L07-3168-15	POWER TRANSFORMER	M	
⚠ 655	1B	✻	L07-3169-15	POWER TRANSFORMER	X	
660	1A		T90-0852-05	LOOP ANTENNA		
661	1A		T90-0877-05	LEAD WIRE ANTENNA		
665	1C		W02-2889-05	TUNER ASSY	MX	
665	1C		W02-2890-05	TUNER ASSY	EE1E2	
665	1C		W02-2890-05	TUNER ASSY	E3TT1	
665	1C		W02-2891-05	TUNER ASSY	EE1E2	
665	1C		W02-2891-05	TUNER ASSY	E3TT1	
			KRF-V5060D/VR-605			
601	1A	✻	A01-3844-01	METALLIC CABINET	ETE1	
601	1A	✻	A01-3844-01	METALLIC CABINET	KPY	
601	1A	✻	A01-3848-01	METALLIC CABINET	MXE3T1	
602	1A		A09-1178-08	BATTERY COVER		
604	2B	✻	A60-2186-11	PANEL	KP	
604	2B	✻	A60-2190-11	PANEL	YETE1	
604	2B	✻	A60-2191-11	PANEL	MXE3T1	
605	1A	✻	A70-1563-05	REMOTE CONTROLLER ASSY	YMX	
605	1A	✻	A70-1564-05	REMOTE CONTROLLER ASSY	KP	
605	1A	✻	A70-1565-05	REMOTE CONTROLLER ASSY	ETE1	
605	1A	✻	A70-1565-05	REMOTE CONTROLLER ASSY	E3T1	
610	2B	✻	B07-2606-03	ESCUTCHEON	ETE1	
610	2B	✻	B07-2606-03	ESCUTCHEON	KPY	
610	2B	✻	B07-2607-03	ESCUTCHEON	MXE3T1	
611	2A	✻	B07-2610-01	ESCUTCHEON	ETE1	
611	2A	✻	B07-2610-01	ESCUTCHEON	KPY	

L : Scandinavia **K :** USA **P :** Canada **R :** Mexico **C :** China **I :** Malaysia
Y : PX(Far East,Hawaii) **T :** England **E :** Europe **G :** Germany **V :** China(Shanghai)
Y : AAFES(Europe) **X :** Australia **Q :** Russia **H :** Korea **M :** Other Areas ⚠ indicates safety critical components .

PARTS LIST

✻ New Parts
Parts without **Parts No.** are not supplied.
Les articles non mentionnes dans le **Parts No.** ne sont pas fournis.
Teile ohne **Parts No.** werden nicht geliefert.

❸

Ref. No	Address	New Parts	Parts No.	Description	Destination	Remarks
611	2A	✻	B07-2611-01	ESCUTCHEON	MXE3T1	
612	2A	✻	B10-3805-02	FRONT GLASS	KP	
612	2A	✻	B10-3808-02	FRONT GLASS	YMX	
612	2A	✻	B10-3809-02	FRONT GLASS	ETE1	
612	2A	✻	B10-3809-02	FRONT GLASS	E3T1	
613	2A	✻	B11-1547-03	COLOR FILTER		
614	2A	✻	B12-0448-04	INDICATOR		
615	2A	✻	B12-0465-04	INDICATOR		
616	2A		B43-0314-04	KENWOOD BADGE		
-			B46-0096-53	WARRANTY CARD	X	
-			B46-0310-03	WARRANTY CARD	ETE1	
-			B46-0310-03	WARRANTY CARD	E3T1	
-			B46-0328-03	WARRANTY CARD	Y	
-			B46-0330-03	WARRANTY CARD	K	
-			B46-0347-03	WARRANTY CARD	P	
-			B58-0513-04	CAUTION CARD (PRESET220-240)	Y	
-			B58-0945-03	CAUTION CARD	TT1	
-			B58-0964-13	CAUTION CARD (UL)	KY	
-			B58-0965-13	CAUTION CARD (PL)	XTT1	
-			B58-0966-13	CAUTION CARD (PL)	MEE3	
-			B58-0967-03	CAUTION CARD (PL)	P	
-			B58-1607-03	CAUTION CARD	E1	
-			B58-1674-03	CAUTION CARD (P1,PRA,A4,1)	K	
-			B59-1104-00	SERVICE DIRECTORY	Y	
-		✻	B60-5197-00	INSTRUCTION MANUAL(EN)	E1T1	
-		✻	B60-5197-00	INSTRUCTION MANUAL(EN)	KPY	
-		✻	B60-5197-00	INSTRUCTION MANUAL(EN)	MXT	
-		✻	B60-5198-00	INSTRUCTION MANUAL(FR)	P	
-		✻	B60-5199-00	INSTRUCTION MANUAL(ES/FR/GE)	EE3	
-			B60-5200-00	INSTRUCTION MANUAL(PL/RU/CZ)	E1	
-		✻	B60-5201-00	INSTRUCTION MANUAL(ES/TC)	M	
⚠ 620	1A		E03-0115-05	AC PLUG ADAPTER	M	
⚠ 621	1C		E30-2605-05	AC POWER CORD	Y	
⚠ 621	1C		E30-2717-05	AC POWER CORD	X	
⚠ 621	1C		E30-2721-05	AC POWER CORD	TT1	
⚠ 621	1C		E30-2941-05	AC POWER CORD	KP	
⚠ 621	1C		E30-2942-05	AC POWER CORD	MEE1E3	
622	1C	✻	E35-3197-15	FLAT CABLE		
623	2B,1C	✻	E35-3198-15	FLAT CABLE		
624	1B,2B	✻	E35-3199-15	FLAT CABLE		
625	2B,2C	✻	E35-3200-15	FLAT CABLE		
626	1C	✻	E35-3201-15	FLAT CABLE		
-			G10-0485-04	NON-WOVEN FABRIC		
-		✻	H10-7804-01	POLYSTYRENE FOAMED FIXTURE		
-		✻	H10-7805-01	POLYSTYRENE FOAMED FIXTURE		
-		✻	H21-1515-04	PROTECTION SHEET		
-			H25-0232-04	PROTECTION BAG (235X350X0.03)		
-			H25-0391-04	PROTECTION BAG		
-		✻	H50-4376-04	ITEM CARTON CASE	KP	
-		✻	H50-4377-04	ITEM CARTON CASE	YT	
-		✻	H50-4378-04	ITEM CARTON CASE	E	
-		✻	H50-4380-04	ITEM CARTON CASE	E1	
-		✻	H50-4381-04	ITEM CARTON CASE	M	

L : Scandinavia **K :** USA **P :** Canada **R :** Mexico **C :** China **I :** Malaysia
Y : PX(Far East,Hawaii) **T :** England **E :** Europe **G :** Germany **V :** China(Shanghai)
Y : AAFES(Europe) **X :** Australia **Q :** Russia **H :** Korea **M :** Other Areas ⚠ indicates safety critical components .

✻ New Parts
Parts without **Parts No.** are not supplied.
Les articles non mentionnes dans le **Parts No.** ne sont pas fournis.
Teile ohne **Parts No.** werden nicht geliefert.

❹

Ref. No	Address	New Parts	Parts No.	Description	Destination	Remarks
-		✻	H50-4382-04	ITEM CARTON CASE	XT1	
-		✻	H50-4383-04	ITEM CARTON CASE	E3	
635	2C		J02-1464-03	FOOT		
⚠ 642	1C		J42-0349-05	POWER CORD BUSHING		
-			J61-0307-05	WIRE BAND		
650	2A	✻	K27-2384-04	KNOB (BUTTON)	YETE1	
650	2A	✻	K27-2481-04	KNOB (BUTTON)	MXE3T1	
651	2A	✻	K29-8103-04	KNOB	ETE1	
651	2A	✻	K29-8103-04	KNOB	KPY	
651	2A	✻	K29-8104-04	KNOB	MXE3T1	
652	2A	✻	K29-8105-04	KNOB	ETE1	
652	2A	✻	K29-8105-04	KNOB	KPY	
652	2A	✻	K29-8106-04	KNOB	MXE3T1	
653	2A,2B	✻	K29-8117-01	KNOB	ETE1	
653	2A,2B	✻	K29-8117-01	KNOB	KPY	
653	2A,2B	✻	K29-8119-01	KNOB	MXE3T1	
⚠ 655	1B	✻	L07-2922-05	POWER TRANSFORMER	KP	
⚠ 655	1B	✻	L07-2923-05	POWER TRANSFORMER	YM	
⚠ 655	1B	✻	L07-2924-05	POWER TRANSFORMER	X	
⚠ 655	1B	✻	L07-3210-05	POWER TRANSFORMER	ETE1	
⚠ 655	1B	✻	L07-3210-05	POWER TRANSFORMER	E3T1	
660	1A		T90-0852-05	LOOP ANTENNA		
661	1A		T90-0877-05	LEAD WIRE ANTENNA		
665	1C	✻	W02-2887-05	TUNER ASSY	KP	
665	1C	✻	W02-2888-05	TUNER ASSY	KP	
665	1C	✻	W02-2889-05	TUNER ASSY	YMX	
665	1C	✻	W02-2890-05	TUNER ASSY	EE1E3	
665	1C	✻	W02-2890-05	TUNER ASSY	TT1	
665	1C	✻	W02-2891-05	TUNER ASSY	EE1E3	
665	1C	✻	W02-2891-05	TUNER ASSY	TT1	
665	1C	✻	W02-2907-05	TUNER ASSY	KP	
KRF-V5560D/VR-615						
601	1A		A01-3844-01	METALLIC CABINET	KPYE	
601	1A		A01-3848-01	METALLIC CABINET	MXE3	
601	1A		A01-3848-01	METALLIC CABINET	T1H	
602	1A		A09-1178-08	BATTERY COVER		
604	2B		A60-2186-11	PANEL	KP	
604	2B		A60-2190-11	PANEL	YE	
604	2B		A60-2191-11	PANEL	MXE3	
604	2B		A60-2191-11	PANEL	T1H	
605	1A		A70-1563-05	REMOTE CONTROLLER ASSY	KP	
605	1A		A70-1564-05	REMOTE CONTROLLER ASSY	YMXH	
605	1A		A70-1566-05	REMOTE CONTROLLER ASSY	EE3T1	
610	2B		B07-2606-03	ESCUTCHEON	KPYE	
610	2B		B07-2607-03	ESCUTCHEON	MXE3	
610	2B		B07-2607-03	ESCUTCHEON	T1H	
611	2A		B07-2610-01	ESCUTCHEON	KPYE	
611	2A		B07-2611-01	ESCUTCHEON	MXE3	

L : Scandinavia **K :** USA **P :** Canada **R :** Mexico **C :** China **I :** Malaysia
Y : PX(Far East,Hawaii) **T :** England **E :** Europe **G :** Germany **V :** China(Shanghai)
Y : AAFES(Europe) **X :** Australia **Q :** Russia **H :** Korea **M :** Other Areas ⚠ indicates safety critical components .

✻ New Parts
Parts without **Parts No.** are not supplied.
Les articles non mentionnes dans le **Parts No.** ne sont pas fournis.
Teile ohne **Parts No.** werden nicht geliefert.

❺

Ref. No	Address	New Parts	Parts No.	Description	Destination	Remarks
611	2A		B07-2611-01	ESCUTCHEON	T1H	
612	2A		B10-3810-02	FRONT GLASS	KP	
612	2A		B10-3811-02	FRONT GLASS	YMXH	
612	2A		B10-3812-02	FRONT GLASS	EE3T1	
613	2A		B11-1547-03	COLOR FILTER		
614	2A		B12-0448-04	INDICATOR		
615	2A		B12-0465-04	INDICATOR		
616	2A		B43-0314-04	KENWOOD BADGE		
-			B46-0096-53	WARRANTY CARD	X	
-			B46-0310-03	WARRANTY CARD	EE3T1	
-			B46-0328-03	WARRANTY CARD	Y	
-			B46-0330-03	WARRANTY CARD	K	
-			B46-0333-03	WARRANTY CARD	H	
-			B46-0347-03	WARRANTY CARD	P	
-			B58-0513-04	CAUTION CARD (PRESET220-240)	Y	
-			B58-0945-03	CAUTION CARD	T1	
-			B58-0964-13	CAUTION CARD (UL)	KY	
-			B58-0965-13	CAUTION CARD (PL)	XT1	
-			B58-0966-13	CAUTION CARD (PL)	MEE3	
-			B58-0967-03	CAUTION CARD (PL)	P	
-			B58-1674-03	CAUTION CARD (P1,PRA,A4,1)	K	
-			B59-1104-00	SERVICE DIRECTORY	Y	
-			B60-5197-00	INSTRUCTION MANUAL(EN)	KPY	
-			B60-5197-00	INSTRUCTION MANUAL(EN)	MXT1	
-			B60-5198-00	INSTRUCTION MANUAL(FR)	P	
-			B60-5199-00	INSTRUCTION MANUAL(ES/FR/GE)	EE3	
-			B60-5201-00	INSTRUCTION MANUAL(ES/TC)	M	
⚠ 620	1A		E03-0115-05	AC PLUG ADAPTER	M	
⚠ 621	1C		E30-2605-05	AC POWER CORD	Y	
⚠ 621	1C		E30-2717-05	AC POWER CORD	X	
⚠ 621	1C		E30-2721-05	AC POWER CORD	T1	
⚠ 621	1C		E30-2941-05	AC POWER CORD	KP	
⚠ 621	1C		E30-2942-05	AC POWER CORD	MEE3	
⚠ 621	1C		E30-2950-05	AC POWER CORD	H	
622	1C		E35-3197-15	FLAT CABLE		
623	2B,1C		E35-3198-15	FLAT CABLE		
624	1B,2B		E35-3199-15	FLAT CABLE		
625	2B,2C		E35-3200-15	FLAT CABLE		
626	1C		E35-3201-15	FLAT CABLE		
-			G10-0485-04	NON-WOVEN FABRIC		
-			H10-7804-01	POLYSTYRENE FOAMED FIXTURE		
-			H10-7805-01	POLYSTYRENE FOAMED FIXTURE		
-			H21-1515-04	PROTECTION SHEET		
-			H25-0232-04	PROTECTION BAG (235X350X0.03)		
-			H25-0391-04	PROTECTION BAG		
-		✻	H50-4385-04	ITEM CARTON CASE	KP	
-		✻	H50-4386-04	ITEM CARTON CASE	Y	
-		✻	H50-4387-04	ITEM CARTON CASE	E	
-		✻	H50-4388-04	ITEM CARTON CASE	XT1	
-		✻	H50-4389-04	ITEM CARTON CASE	MH	
-		✻	H50-4391-04	ITEM CARTON CASE	E3	
635	2C		J02-1464-03	FOOT		

L : Scandinavia **K :** USA **P :** Canada **R :** Mexico **C :** China **I :** Malaysia
Y : PX(Far East,Hawaii) **T :** England **E :** Europe **G :** Germany **V :** China(Shanghai)
Y : AAFES(Europe) **X :** Australia **Q :** Russia **H :** Korea **M :** Other Areas ⚠ indicates safety critical components .

✻ New Parts
Parts without **Parts No.** are not supplied.
Les articles non mentionnes dans le **Parts No.** ne sont pas fournis.
Teile ohne **Parts No.** werden nicht geliefert.

❻

Ref. No	Address	New Parts	Parts No.	Description	Destination	Remarks
⚠ 642	1C		J42-0349-05	POWER CORD BUSHING		
-			J61-0307-05	WIRE BAND		
650	2A		K27-2384-04	KNOB (BUTTON)	YE	
650	2A		K27-2481-04	KNOB (BUTTON)	MXE3	
650	2A		K27-2481-04	KNOB (BUTTON)	T1H	
651	2A		K29-8103-04	KNOB	KPYE	
651	2A		K29-8104-04	KNOB	MXE3	
651	2A		K29-8104-04	KNOB	T1H	
652	2A		K29-8105-04	KNOB	KPYE	
652	2A		K29-8106-04	KNOB	MXE3	
652	2A		K29-8106-04	KNOB	T1H	
653	2A,2B		K29-8117-01	KNOB	KPYE	
653	2A,2B		K29-8119-01	KNOB	MXE3	
653	2A,2B		K29-8119-01	KNOB	T1H	
⚠ 655	1B		L07-2922-05	POWER TRANSFORMER	KP	
⚠ 655	1B		L07-2923-05	POWER TRANSFORMER	YM	
⚠ 655	1B		L07-2924-05	POWER TRANSFORMER	X	
⚠ 655	1B		L07-3210-05	POWER TRANSFORMER	EE3T1H	
660	1A		T90-0852-05	LOOP ANTENNA		
661	1A		T90-0877-05	LEAD WIRE ANTENNA		
665	1C		W02-2887-05	TUNER ASSY	KP	
665	1C		W02-2888-05	TUNER ASSY	KP	
665	1C		W02-2889-05	TUNER ASSY	YMXH	
665	1C		W02-2890-05	TUNER ASSY	EE3T1	
665	1C		W02-2891-05	TUNER ASSY	EE3T1	
665	1C		W02-2907-05	TUNER ASSY	KP	

SURROUND (X08-3160-10)

C601			CK73GB1H103K	CHIP C	0.010UF	K		
C602			CK73GB1H102K	CHIP C	1000PF	K		
C603			CC73GCH1H220J	CHIP C	22PF	J		
C604			CC73GCH1H270J	CHIP C	27PF	J		
C605,606			CK73GB1H103K	CHIP C	0.010UF	K		
C607			CC73GCH1H220J	CHIP C	22PF	J		
C608			CK73GB1H102K	CHIP C	1000PF	K		
C609,610			CK73EB1E104K	CHIP C	0.10UF	K		
C611			CK73GB1H102K	CHIP C	1000PF	K		
C612			CK73EB1E104K	CHIP C	0.10UF	K		
C613			CE04LW1H2R2M	ELECTRO	2.2UF	50WV		
C614			CK73GB1H103K	CHIP C	0.010UF	K		
C615			CC73GCH1H471J	CHIP C	470PF	J		
C616			CE04LW1E470M	ELECTRO	47UF	25WV		
C617			CK73EB1E104K	CHIP C	0.10UF	K		
C618			CK73GB1H103K	CHIP C	0.010UF	K		
C619,620			CK73EB1E104K	CHIP C	0.10UF	K		
C621			CE04LW1H2R2M	ELECTRO	2.2UF	50WV		
C622,623			CK73GB1H103K	CHIP C	0.010UF	K		
C624			CC73GCH1H101J	CHIP C	100PF	J	YM	
C630			CE04LW1H100M	ELECTRO	10UF	50WV		
C631			CK73EB1E104K	CHIP C	0.10UF	K		
C632,633			CC73GCH1H221J	CHIP C	220PF	J		

L : Scandinavia **K :** USA **P :** Canada **R :** Mexico **C :** China **I :** Malaysia
Y : PX(Far East,Hawaii) **T :** England **E :** Europe **G :** Germany **V :** China(Shanghai)
Y : AAFES(Europe) **X :** Australia **Q :** Russia **H :** Korea **M :** Other Areas ⚠ indicates safety critical components .

PARTS LIST

✻ New Parts
Parts without **Parts No.** are not supplied.
Les articles non mentionnes dans le **Parts No.** ne sont pas fournis.
Teile ohne **Parts No.** werden nicht geliefert.

❼

Ref. No	Add-ress	New Parts	Parts No.	Description			Desti-nation	Re-marks
C634,635			CC73GCH1H220J	CHIP C	22PF	J		
C636,637			CK73GB1H472K	CHIP C	4700PF	K		
C654			CE04LW1H100M	ELECTRO	10UF	50WV		
C656			CE04LW1E470M	ELECTRO	47UF	25WV		
C657			CE04LW1A101M	ELECTRO	100UF	10WV		
C658			CK73GB1H103K	CHIP C	0.010UF	K		
C659			CE04KW1A101M	ELECTRO	100UF	10WV		
C660			CC73GCH1H820J	CHIP C	82PF	J		
C661			CK73GB1H103K	CHIP C	0.010UF	K		
C662			CE04LW1A101M	ELECTRO	100UF	10WV		
C664			CK73EB1E104K	CHIP C	0.10UF	K		
C665			CC73GCH1H330J	CHIP C	33PF	J		
C666			CK73EB1E104K	CHIP C	0.10UF	K		
C667			CE04KW1C472M	ELECTRO	4700UF	16WV		
C668,669			CK73EB1E104K	CHIP C	0.10UF	K		
C670			CE04LW1H100M	ELECTRO	10UF	50WV		
C671			CK73EB1E104K	CHIP C	0.10UF	K		
C672			CC73GCH1H220J	CHIP C	22PF	J		
C673,674			CE04LW1H100M	ELECTRO	10UF	50WV		
C675,676			CC73GCH1H220J	CHIP C	22PF	J		
C700			CC73GCH1H470J	CHIP C	47PF	J		
C701,702			CE04LW1H100M	ELECTRO	10UF	50WV		
C703,704			CK73GB1H222K	CHIP C	2200PF	K		
C705,706			CK73GB1H182K	CHIP C	1800PF	K		
C707,708			CC73GCH1H101J	CHIP C	100PF	J		
C709			CK73GB1H472K	CHIP C	4700PF	K		
C710			CC73GCH1H101J	CHIP C	100PF	J		
C711,712			CE04LW1H100M	ELECTRO	10UF	50WV		
C713,714			CK73GB1H821K	CHIP C	820PF	K		
C715,716			CK73GB1H222K	CHIP C	2200PF	K		
C717,718			CC73GCH1H101J	CHIP C	100PF	J		
C719			CC73GCH1H470J	CHIP C	47PF	J		
C720			CC73GCH1H330J	CHIP C	33PF	J		
C721,722			CE04LW1H100M	ELECTRO	10UF	50WV		
C723			CK73GB1H222K	CHIP C	2200PF	K		
C724			CK73GB1H822K	CHIP C	8200PF	K		
C725			CK73GB1H182K	CHIP C	1800PF	K		
C726			CK73GB1H822K	CHIP C	8200PF	K		
C727,728			CC73GCH1H101J	CHIP C	100PF	J		
C737,738			CC73GCH1H220J	CHIP C	22PF	J		
C739,740			CE04LW1H100M	ELECTRO	10UF	50WV		
C741			CK73GB1H102K	CHIP C	1000PF	K		
C742			CC73GCH1H101J	CHIP C	100PF	J		
C743			CK73GB1H102K	CHIP C	1000PF	K		
C744			CC73GCH1H101J	CHIP C	100PF	J		
C791,792			CC73GCH1H471J	CHIP C	470PF	J		
CN601		✻	E40-8482-05	FLAT CABLE CONNECTOR				
CN602			E40-8483-05	FLAT CABLE CONNECTOR				
CN603			E40-3246-05	PIN ASSY				
J601			E63-1080-05	PIN JACK				
J602			E11-0293-05	MINIATURE PHONE JACK(2P)				
X601			L77-2296-05	CRYSTAL RESONATOR(12.288MHZ)				
CP601,602			R90-0714-05	MULTI-COMP	10K X4			

L : Scandinavia **K :** USA **P :** Canada **R :** Mexico **C :** China **I :** Malaysia
Y : PX(Far East,Hawaii) **T :** England **E :** Europe **G :** Germany **V :** China(Shanghai)
Y : AAFES(Europe) **X :** Australia **Q :** Russia **H :** Korea **M :** Other Areas ⚠ indicates safety critical components .

✻ New Parts
Parts without **Parts No.** are not supplied.
Les articles non mentionnes dans le **Parts No.** ne sont pas fournis.
Teile ohne **Parts No.** werden nicht geliefert.

❽

Ref. No	Add-ress	New Parts	Parts No.	Description				Desti-nation	Re-marks
CP603-605			R90-0728-05	MULTI-COMP	180 X4				
CP606-608			R90-0720-05	MULTI-COMP	100K X4				
R601,602			RK73GB1J221J	CHIP R	220	J	1/16W		
R603,604			RK73GB1J105J	CHIP R	1.0M	J	1/16W		
R605			RK73GB1J103J	CHIP R	10K	J	1/16W		
R607			RK73GB1J471J	CHIP R	470	J	1/16W		
R608			RK73GB1J221J	CHIP R	220	J	1/16W		
R609			RK73GB1J104J	CHIP R	100K	J	1/16W		
R610			RK73GB1J221J	CHIP R	220	J	1/16W		
R611,612			RK73GB1J332J	CHIP R	3.3K	J	1/16W		
R613,614			RK73GB1J221J	CHIP R	220	J	1/16W		
R615			RK73GB1J101J	CHIP R	100	J	1/16W	YM	
R623			RK73GB1J103J	CHIP R	10K	J	1/16W		
R624			RK73GB1J221J	CHIP R	220	J	1/16W		
R625			RK73GB1J332J	CHIP R	3.3K	J	1/16W		
R626			RK73GB1J472J	CHIP R	4.7K	J	1/16W		
R627,628			RK73GB1J221J	CHIP R	220	J	1/16W		
R629			RK73GB1J103J	CHIP R	10K	J	1/16W		
R630			RK73GB1J333J	CHIP R	33K	J	1/16W		
R631			RK73GB1J101J	CHIP R	100	J	1/16W		
R632,633			RK73GB1J472J	CHIP R	4.7K	J	1/16W		
R634			RK73GB1J471J	CHIP R	470	J	1/16W		
R635			RK73GB1J820J	CHIP R	82	J	1/16W		
R637,638			RK73GB1J220J	CHIP R	22	J	1/16W		
R639			RK73GB1J183J	CHIP R	18K	J	1/16W		
R640,641			RK73GB1J4R7J	CHIP R	4.7	J	1/16W		
R642			RK73GB1J220J	CHIP R	22	J	1/16W		
R644			RK73GB1J820J	CHIP R	82	J	1/16W		
R663			RK73GB1J221J	CHIP R	220	J	1/16W		
R664			R92-1993-05	METAL GLAZE	560	J	1/4W		
R665			RK73GB1J223J	CHIP R	22K	J	1/16W		
R666			RS14KB3D180J	FL-PROOF RS	18	J	2W		
R670			RD14NB2E4R7J	RD	4.7	J	1/4W		
R671			RD14NB2E1R0J	RD	1	J	1/4W		
R672			RK73GB1J221J	CHIP R	220	J	1/16W		
R673			RK73GB1J473J	CHIP R	47K	J	1/16W		
R674			RK73GB1J472J	CHIP R	4.7K	J	1/16W		
R675			RK73GB1J221J	CHIP R	220	J	1/16W		
R676			RK73GB1J102J	CHIP R	1.0K	J	1/16W		
R677			RK73GB1J152J	CHIP R	1.5K	J	1/16W		
R678,679			RK73GB1J220J	CHIP R	22	J	1/16W		
R680			RK73GB1J471J	CHIP R	470	J	1/16W		
R683,684			RK73GB1J471J	CHIP R	470	J	1/16W		
R685			R92-1945-05	METAL GLAZE	1	J	1/4W		
R689			RK73GB1J220J	CHIP R	22	J	1/16W		
R690			RK73GB1J471J	CHIP R	470	J	1/16W		
R691			RD14NB2E4R7J	RD	4.7	J	1/4W		
R692			RK73GB1J220J	CHIP R	22	J	1/16W		
R701,702			RK73GB1J222J	CHIP R	2.2K	J	1/16W		
R703,704			RK73GB1J104J	CHIP R	100K	J	1/16W		
R705,706			RK73GB1J222J	CHIP R	2.2K	J	1/16W		
R707,708			RK73GB1J103J	CHIP R	10K	J	1/16W		
R709,710			RK73GB1J472J	CHIP R	4.7K	J	1/16W		
R711,712			RK73GB1J332J	CHIP R	3.3K	J	1/16W		
R713,714			RK73GB1J104J	CHIP R	100K	J	1/16W		

L : Scandinavia **K :** USA **P :** Canada **R :** Mexico **C :** China **I :** Malaysia
Y : PX(Far East,Hawaii) **T :** England **E :** Europe **G :** Germany **V :** China(Shanghai)
Y : AAFES(Europe) **X :** Australia **Q :** Russia **H :** Korea **M :** Other Areas ⚠ indicates safety critical components .

✻ New Parts
Parts without **Parts No.** are not supplied.
Les articles non mentionnes dans le **Parts No.** ne sont pas fournis.
Teile ohne **Parts No.** werden nicht geliefert.

9

Ref. No	Add-ress	New Parts	Parts No.	Description	Desti-nation	Re-marks
R715,716			RK73GB1J222J	CHIP R 2.2K J 1/16W		
R717,718			RK73GB1J272J	CHIP R 2.7K J 1/16W		
R719,720			RK73GB1J562J	CHIP R 5.6K J 1/16W		
R721			RK73GB1J222J	CHIP R 2.2K J 1/16W		
R722			RK73GB1J153J	CHIP R 15K J 1/16W		
R723,724			RK73GB1J104J	CHIP R 100K J 1/16W		
R725			RK73GB1J222J	CHIP R 2.2K J 1/16W		
R726			RK73GB1J183J	CHIP R 18K J 1/16W		
R727,728			RK73GB1J103J	CHIP R 10K J 1/16W		
R729			RK73GB1J472J	CHIP R 4.7K J 1/16W		
R730			RK73GB1J562J	CHIP R 5.6K J 1/16W		
R735-740			RK73GB1J103J	CHIP R 10K J 1/16W		
R741-744			RK73GB1J221J	CHIP R 220 J 1/16W		
R745			RK73GB1J102J	CHIP R 1.0K J 1/16W		
R746-748			RK73GB1J101J	CHIP R 100 J 1/16W		
R749,750			RK73GB1J272J	CHIP R 2.7K J 1/16W		
R751			RK73GB1J472J	CHIP R 4.7K J 1/16W		
R752			RK73GB1J562J	CHIP R 5.6K J 1/16W		
R753			RK73GB1J472J	CHIP R 4.7K J 1/16W		
R754			RK73GB1J562J	CHIP R 5.6K J 1/16W		
R756-758			RK73GB1J181J	CHIP R 180 J 1/16W		
R759-761			RK73GB1J104J	CHIP R 100K J 1/16W		
R791,792			RK73GB1J183J	CHIP R 18K J 1/16W		
S601			S62-0034-05	SLIDE SWITCH	YM	
D601			MA111	DIODE		
D602			DAN202U	DIODE		
D602			MA142WK	DIODE		
D602			1SS301	DIODE		
D603			DAP202U	DIODE		
D603			MA142WA	DIODE		
D603			1SS300	DIODE		
D604			HZU3.9(B2)	ZENER DIODE		
D604			UDZ3.9B	ZENER DIODE		
D605			DAN202U	DIODE		
D605			MA142WK	DIODE		
D605			1SS301	DIODE		
D606,607			HZU5.6(B2)	ZENER DIODE		
D606,607			UDZ5.6B	ZENER DIODE		
D608			MA111	DIODE		
⚠ D609			D2SBA20F03	DIODE		
D610			HZU5.1(B2)	ZENER DIODE		
D610			UDZ5.1B	ZENER DIODE		
D611-614			MA111	DIODE		
IC601		✻	CS493264-CLR	MOS-IC		
IC602		✻	AK4586	MOS-IC		
IC603			TC7WU04FU	MOS-IC		
IC604			TC7WH123FU	MOS-IC		
IC605			TC74HCT7007AF	MOS-IC		
IC606			TC74HC07AF	MOS-IC		
IC609			XC62EP2502MR	ANALOGUE IC		
IC611			BA033LBSG	ANALOGUE IC		
IC612			BA05T	ANALOGUE IC		
IC701-703			NJM4565MD	IC(OP AMP X2)		
IC705			NJU7311AM	MOS-IC		

L : Scandinavia **K :** USA **P :** Canada **R :** Mexico **C :** China **I :** Malaysia
Y : PX(Far East,Hawaii) **T :** England **E :** Europe **G :** Germany **V :** China(Shanghai)
Y : AAFES(Europe) **X :** Australia **Q :** Russia **H :** Korea **M :** Other Areas ⚠ indicates safety critical components .

✻ New Parts
Parts without **Parts No.** are not supplied.
Les articles non mentionnes dans le **Parts No.** ne sont pas fournis.
Teile ohne **Parts No.** werden nicht geliefert.

10

Ref. No	Add-ress	New Parts	Parts No.	Description	Desti-nation	Re-marks
IC707			NJM4565MD	IC(OP AMP X2)		
Q601,602			DTC124EUA	DIGITAL TRANSISTOR		
Q601,602			UN5212	DIGITAL TRANSISTOR		
Q606			2SB1375	TRANSISTOR		
Q608			2SC4081(R,S)	TRANSISTOR		
Q608			2SD1819A(Q,R)	TRANSISTOR		
Q609			2SA1576A(R,S)	TRANSISTOR		
Q609			2SB1218A(Q,R)	TRANSISTOR		
A601			W02-2802-05	OPTIC RECEIVING MODULE		
AUDIO (X09-6600-10)						
C1 ,2			CE04LW2A100M	ELECTRO 10UF 100WV		
C101			CC45FSL1H331J	CERAMIC 330PF J	EE1E2	
C101			CC45FSL1H331J	CERAMIC 330PF J	E3TT1	
C102			CC45FSL1H101J	CERAMIC 100PF J	EE1E2	
C102			CC45FSL1H101J	CERAMIC 100PF J	E3TT1	
C103,104			CC45FCH1H270J	CERAMIC 27PF J	EE1E2	
C103,104			CC45FCH1H270J	CERAMIC 27PF J	E3TT1	
C105			CE04KW1H2R2M	ELECTRO 2.2UF 50WV	EE1E2	
C105			CE04KW1H2R2M	ELECTRO 2.2UF 50WV	E3TT1	
C106			CK45FF1H103Z	CERAMIC 0.010UF Z	EE1E2	
C106			CK45FF1H103Z	CERAMIC 0.010UF Z	E3TT1	
C107			CE04KW1A470M	ELECTRO 47UF 10WV	EE1E2	
C107			CE04KW1A470M	ELECTRO 47UF 10WV	E3TT1	
C108			CK45FB1H561K	CERAMIC 560PF K	EE1E2	
C108			CK45FB1H561K	CERAMIC 560PF K	E3TT1	
C109			CK45FF1H103Z	CERAMIC 0.010UF Z	EE1E2	
C109			CK45FF1H103Z	CERAMIC 0.010UF Z	E3TT1	
C110			CK45FF1H103Z	CERAMIC 0.010UF Z		
C125			CE04KW1H100M	ELECTRO 10UF 50WV		
C126			CK45FF1H103Z	CERAMIC 0.010UF Z		
C127			CC45FSL1H270J	CERAMIC 27PF J		
C128			CE04KW1H100M	ELECTRO 10UF 50WV		
C129			CE04KW1E332M	ELECTRO 3300UF 25WV		
⚠ C130			C91-1488-05	MF 6800PF 250VAC		
C131			CK45FF1H103Z	CERAMIC 0.010UF Z		
⚠ C132			C91-1635-05	FILM 0.068UF 275WV		
C133			CE04KW1H100M	ELECTRO 10UF 50WV		
C134			CE04KW1J330M	ELECTRO 33UF 63WV		
C135			CC45FSL1H100D	CERAMIC 10PF D		
C137			CK45FF1H103Z	CERAMIC 0.010UF Z		
⚠ C138,139			CE04KW1E101M	ELECTRO 100UF 25WV		
C140			CE04KW1E222M	ELECTRO 2200UF 25WV		
C141			CE04KW1E471M	ELECTRO 470UF 25WV		
C142,143		✻	C90-5747-05	ELECTRO 4700UF 75WV		5
C144,145		✻	C90-5746-05	ELECTRO 3300UF 42WV		5
C146,147			C91-1422-05	MP 0.10UF 250WV		5
C148-151			C91-1573-05	MP-C 0.10UF J		
C152,153			C91-1422-05	MP 0.10UF 250WV		
C154,155			CQ93FMG1H104J	MYLAR 0.10UF J		
C156			CC45FSL1H330J	CERAMIC 33PF J		
C157			CC45FSL1H270J	CERAMIC 27PF J		
C201,202			CC45FSL1H221J	CERAMIC 220PF J		
C203,204			CE04KW1H100M	ELECTRO 10UF 50WV	EE1E3	5
C203,204			CE04KW1H100M	ELECTRO 10UF 50WV	TT1	5

L : Scandinavia **K :** USA **P :** Canada **R :** Mexico **C :** China **I :** Malaysia
Y : PX(Far East,Hawaii) **T :** England **E :** Europe **G :** Germany **V :** China(Shanghai)
Y : AAFES(Europe) **X :** Australia **Q :** Russia **H :** Korea **M :** Other Areas ⚠ indicates safety critical components .

PARTS LIST

✻ New Parts
Parts without **Parts No.** are not supplied.
Les articles non mentionnes dans le **Parts No.** ne sont pas fournis.
Teile ohne **Parts No.** werden nicht geliefert.

⓫

Ref. No	Add-ress	New Parts	Parts No.	Description			Desti-nation	Re-marks
C205-208			CC45FSL1H221J	CERAMIC	220PF	J	EE1E3	5
C205-208			CC45FSL1H221J	CERAMIC	220PF	J	TT1	5
C209,210			CE04KW1A101M	ELECTRO	100UF	10WV	EE1E3	5
C209,210			CE04KW1A101M	ELECTRO	100UF	10WV	TT1	5
C211,212			CQ93FMG1H123J	MYLAR	0.012UF	J	EE1E3	5
C211,212			CQ93FMG1H123J	MYLAR	0.012UF	J	TT1	5
C213,214			CK45FB1H332K	CERAMIC	3300PF	K	EE1E3	5
C213,214			CK45FB1H332K	CERAMIC	3300PF	K	TT1	5
C215,216			CE04KW1H4R7M	ELECTRO	4.7UF	50WV	EE1E3	5
C215,216			CE04KW1H4R7M	ELECTRO	4.7UF	50WV	TT1	5
C217-219			CC45FSL1H101J	CERAMIC	100PF	J	EE1E3	5
C217-219			CC45FSL1H101J	CERAMIC	100PF	J	TT1	5
C220			CK45FF1H103Z	CERAMIC	0.010UF	Z	EE1E3	5
C220			CK45FF1H103Z	CERAMIC	0.010UF	Z	TT1	5
C221,222			CC45FSL1H221J	CERAMIC	220PF	J		
C225,226			CC45FSL1H221J	CERAMIC	220PF	J		
C229,230			CC45FSL1H221J	CERAMIC	220PF	J		
C233,234			CC45FSL1H221J	CERAMIC	220PF	J		
C237,238			CC45FSL1H221J	CERAMIC	220PF	J		
C241,242			CC45FSL1H221J	CERAMIC	220PF	J		
C245,246			CC45FSL1H221J	CERAMIC	220PF	J		
C251,252			CC45FSL1H221J	CERAMIC	220PF	J	EE1E3	5
C251,252			CC45FSL1H221J	CERAMIC	220PF	J	TT1YMX	5
C255,256			CC45FSL1H221J	CERAMIC	220PF	J	EE1E3	5
C255,256			CC45FSL1H221J	CERAMIC	220PF	J	TT1YMX	5
C259,260			CC45FSL1H221J	CERAMIC	220PF	J	EE1E3	5
C259,260			CC45FSL1H221J	CERAMIC	220PF	J	TT1YMX	5
C265,266			CE04RW1H4R7M	ELECTRO	4.7UF	50WV		
C268-271			CC45FSL1H101J	CERAMIC	100PF	J		
C272			CE04KW1H2R2M	ELECTRO	2.2UF	50WV		
C273			CK45FB1H471K	CERAMIC	470PF	K		
C274			CC45FSL1H331J	CERAMIC	330PF	J		
C275			CE04KW1A470M	ELECTRO	47UF	10WV		
C276			CE04KW1A101M	ELECTRO	100UF	10WV		
C278			CE04KW1A101M	ELECTRO	100UF	10WV		
C279			CE04KW1A470M	ELECTRO	47UF	10WV		
C280			CE04KW1A101M	ELECTRO	100UF	10WV		
C281			CC45FSL1H101J	CERAMIC	100PF	J		
C283-288			CC45FSL1H101J	CERAMIC	100PF	J		
C290-300			CC45FSL1H101J	CERAMIC	100PF	J		
C301,302			CE04KW1H2R2M	ELECTRO	2.2UF	50WV		
C303,304			CK45FB1H471K	CERAMIC	470PF	K		
C305			CK45FB1H391K	CERAMIC	390PF	K		
C306			CC45FSL1H331J	CERAMIC	330PF	J		
C307			CE04KW1H101M	ELECTRO	100UF	50WV		5
C308			CQ93FMG1H473J	MYLAR	0.047UF	J		
C309,310			CE04KW1A101M	ELECTRO	100UF	10WV		
C311			CE04RW1V4R7M	ELECTRO	4.7UF	35WV		
C312			CQ93FMG1H473J	MYLAR	0.047UF	J		
C313			CC45FSL1H101J	CERAMIC	100PF	J		
C316,317			CC45FSL1H100D	CERAMIC	10PF	D		
C318			CE04KW1H101M	ELECTRO	100UF	50WV		5
C319,320			CE04KW2A101M	ELECTRO	100UF	100WV		5
C321,322			CK45FF1H472Z	CERAMIC	4700PF	Z		
C323-328			C91-1573-05	MP-C	0.10UF	J		

L : Scandinavia **K** : USA **P** : Canada **R** : Mexico **C** : China **I** : Malaysia
Y : PX(Far East,Hawaii) **T** : England **E** : Europe **G** : Germany **V** : China(Shanghai)
Y : AAFES(Europe) **X** : Australia **Q** : Russia **H** : Korea **M** : Other Areas ⚠ indicates safety critical components .

✻ New Parts
Parts without **Parts No.** are not supplied.
Les articles non mentionnes dans le **Parts No.** ne sont pas fournis.
Teile ohne **Parts No.** werden nicht geliefert.

⓬

Ref. No	Add-ress	New Parts	Parts No.	Description			Desti-nation	Re-marks
C329			CK45FF1H472Z	CERAMIC	4700PF	Z		
C330			CC45FSL1H100D	CERAMIC	10PF	D		
C332			CE04KW1A101M	ELECTRO	100UF	10WV		
C333			CE04KW1H4R7M	ELECTRO	4.7UF	50WV		
C334			CE04KW1H010M	ELECTRO	1.0UF	50WV		
C335			CE04LW1H100M	ELECTRO	10UF	50WV		
C336			CE04KW1A221M	ELECTRO	220UF	10WV		
C337			CE04HW1E100M	NP-ELEC	10UF	25WV		
C338			CE04KW1E470M	ELECTRO	47UF	25WV		
C339-349			CC45FSL1H101J	CERAMIC	100PF	J		
C350			CQ93FMG1H122J	MYLAR	1200PF	J		
C351			CQ93FMG1H332J	MYLAR	3300PF	J		
C352,353			CE04KW1H2R2M	ELECTRO	2.2UF	50WV		
C354			CK45FB1H471K	CERAMIC	470PF	K		
C355,356			CK45FB1H102K	CERAMIC	1000PF	K		
C357			CE04KW1H2R2M	ELECTRO	2.2UF	50WV		
C358			CQ93FMG1H104J	MYLAR	0.10UF	J		
C359-364			CE04KW1H4R7M	ELECTRO	4.7UF	50WV		
C365-370			CE04KW1H2R2M	ELECTRO	2.2UF	50WV		
C371			CQ93FMG1H104J	MYLAR	0.10UF	J		
C372			CQ93FMG1H332J	MYLAR	3300PF	J		
C373,374			CQ93FMG1H104J	MYLAR	0.10UF	J		
C375			CK45FF1H103Z	CERAMIC	0.010UF	Z		
C376,377			CE04LW1H220M	ELECTRO	22UF	50WV		
C378			CE04KW1H010M	ELECTRO	1.0UF	50WV		
C380			CE04RW1V4R7M	ELECTRO	4.7UF	35WV		
C384-386			CK45FB1H471K	CERAMIC	470PF	K		
C401			CE04KW1A101M	ELECTRO	100UF	10WV		
C403,404			CE04KW2A100M	ELECTRO	10UF	100WV		
C405			CC45FSL1H470J	CERAMIC	47PF	J		
C406,407			CE04KW1H2R2M	ELECTRO	2.2UF	50WV		
C408,409			CK45FB1H471K	CERAMIC	470PF	K		
C410,411			CC45FSL1H331J	CERAMIC	330PF	J		
C412,413			CE04KW1A101M	ELECTRO	100UF	10WV		
C416,417			CC45FSL1H100D	CERAMIC	10PF	D		
C424,425			CK45FF1H472Z	CERAMIC	4700PF	Z		
C426-429			C91-1573-05	MP-C	0.10UF	J		
C439-443			CK45FB1H222K	CERAMIC	2200PF	K		
C444			CC45FSL1H221J	CERAMIC	220PF	J		
C445			CC45FSL1H560J	CERAMIC	56PF	J		
C638-642			CC45FSL1H470J	CERAMIC	47PF	J		
C643-645			CE04KW1E470M	ELECTRO	47UF	25WV		
C648			CE04RW1C100M	ELECTRO	10UF	16WV		
C652			CE04RW1C100M	ELECTRO	10UF	16WV		
C826,827			CK45FB1H471K	CERAMIC	470PF	K		
CN101			E40-8481-05	FLAT CABLE CONNECTOR				
CN102			E40-8502-05	FLAT CABLE CONNECTOR				
CN103			E40-8481-05	FLAT CABLE CONNECTOR				
CN104			E40-4428-05	PIN ASSY			YM	
CN105			E40-4245-05	PIN ASSY				
CN112			E40-4245-05	PIN ASSY			EE1E3	
CN112			E40-4245-05	PIN ASSY			TT1KPX	
CN114			E40-3262-05	PIN ASSY				
CN115			E40-4245-05	PIN ASSY				4
CN115			E40-4245-05	PIN ASSY			EE1E3	5

L : Scandinavia **K** : USA **P** : Canada **R** : Mexico **C** : China **I** : Malaysia
Y : PX(Far East,Hawaii) **T** : England **E** : Europe **G** : Germany **V** : China(Shanghai)
Y : AAFES(Europe) **X** : Australia **Q** : Russia **H** : Korea **M** : Other Areas ⚠ indicates safety critical components .

PARTS LIST

✻ New Parts
Parts without **Parts No.** are not supplied.
Les articles non mentionnes dans le **Parts No.** ne sont pas fournis.
Teile ohne **Parts No.** werden nicht geliefert.

13

Ref. No	Add-ress	New Parts	Parts No.	Description	Desti-nation	Re-marks
CN115			E40-4245-05	PIN ASSY	TT1YMX	
CN118			E40-4245-05	PIN ASSY	YM	
CN201		✻	E40-8482-05	FLAT CABLE CONNECTOR		
CN806			E40-3247-05	PIN ASSY		
J201		✻	E63-1256-05	PIN JACK		
J202		✻	E63-1258-05	PIN JACK		
J203		✻	E63-1256-05	PIN JACK	EE1E3	5
J203		✻	E63-1256-05	PIN JACK	TT1YMX	5
J203		✻	E63-1258-05	PIN JACK		4
J203		✻	E63-1258-05	PIN JACK	KP	5
J204			E63-1260-05	PIN JACK	EE1E3	5
J204			E63-1260-05	PIN JACK	TT1YMX	5
⚠ J205			E03-0148-05	AC OUTLET	KPY	5
⚠ J206			E03-0149-05	AC OUTLET	EE1E2	
⚠ J206			E03-0149-05	AC OUTLET	E3M	
⚠ J206			E03-0310-05	AC OUTLET	TT1	
⚠ J206			E03-0325-05	AC OUTLET	X	
J401		✻	E70-0156-05	LOCK TERMINAL BOARD		
J402		✻	E70-0155-05	LOCK TERMINAL BOARD		
J404			E63-1146-05	PIN JACK		
J603		✻	E63-1254-05	PIN JACK		
J604		✻	E63-1255-05	PIN JACK		
J801			E11-0271-05	PHONE JACK (METAL SLEEVE)		
⚠ F101			F05-2525-05	FUSE (SEMKO) (250V T2.5AL)		4
⚠ F101			F05-3121-05	FUSE (SEMKO) (250V T3.15AL)	EE1E3	5
⚠ F101			F05-3121-05	FUSE (SEMKO) (250V T3.15AL)	TT1YMX	
⚠ F101			F50-0077-05	FUSE(5X20)	KP	
⚠ F102			F06-1022-05	FUSE (SEMKO) (250V T1AL)		4
⚠ F102			F06-1022-05	FUSE (SEMKO) (250V T1AL)	EE1E3	5
⚠ F102			F06-1022-05	FUSE (SEMKO) (250V T1AL)	TT1MX	5
⚠ F103			F05-2525-05	FUSE (SEMKO) (250V T2.5AL)	M	4
⚠ F103			F05-3121-05	FUSE (SEMKO) (250V T3.15AL)	YM	5
CN108,109			J13-0075-05	FUSE CLIP	EE1E3	
CN108,109			J13-0075-05	FUSE CLIP	TT1MX	
CN110,111			J13-0075-05	FUSE CLIP		
CN116,117			J13-0075-05	FUSE CLIP	YM	
E11 -14			J11-0809-05	WIRE CLAMPER		
L301-303			L39-1373-05	PHASE COMPENSATION COIL		
L401,402			L39-1373-05	PHASE COMPENSATION COIL		
⚠ T101			L07-2758-05	POWER TRANSFORMER	EE1E2	
⚠ T101			L07-2758-05	POWER TRANSFORMER	E3TT1	
⚠ T101			L07-2758-05	POWER TRANSFORMER	KPX	
⚠ T101			L07-2761-05	POWER TRANSFORMER	EE1E2	
⚠ T101			L07-2761-05	POWER TRANSFORMER	E3TT1	
⚠ T101			L07-2761-05	POWER TRANSFORMER	KPX	
⚠ T101			L07-2805-05	POWER TRANSFORMER	YM	
X101			L77-2002-05	CRYSTAL RESONATOR(4.332MHZ)	EE1E2	
X101			L77-2002-05	CRYSTAL RESONATOR(4.332MHZ)	E3TT1	
⚠ R123			RD14NB2E1R0J	RD 1 J 1/4W		
R124			RS14KB3A221J	FL-PROOF RS 220 J 1W		
R125			RD14NB2E270J	RD 27 J 1/4W		
⚠ R126			RD14NB2E101J	RD 100 J 1/4W		
R127			RD14NB2E822J	RD 8.2K J 1/4W		

L : Scandinavia **K :** USA **P :** Canada **R :** Mexico **C :** China **I :** Malaysia
Y : PX(Far East,Hawaii) **T :** England **E :** Europe **G :** Germany **V :** China(Shanghai)
Y : AAFES(Europe) **X :** Australia **Q :** Russia **H :** Korea **M :** Other Areas ⚠ indicates safety critical components .

✻ New Parts
Parts without **Parts No.** are not supplied.
Les articles non mentionnes dans le **Parts No.** ne sont pas fournis.
Teile ohne **Parts No.** werden nicht geliefert.

14

Ref. No	Add-ress	New Parts	Parts No.	Description	Desti-nation	Re-marks
⚠ R132			R92-1844-05	CARBON 3.3M J 1/2W	KP	
⚠ R141,142			RD14NB2E1R0J	RD 1 J 1/4W		
R213,214			RD14BB2C102J	RD 1.0K J 1/6W	EE1E3	5
R316,317			RS14KB3A472J	FL-PROOF RS 4.7K J 1W		5
R334,335			RD14NB2E4R7J	RD 4.7 J 1/4W		
R338-341			RS14KB3DR22J	FL-PROOF RS 0.22 J 2W		
R342,343			RS14KB3D4R7J	FL-PROOF RS 4.7 J 2W		
R345			RS14KB3D4R7J	FL-PROOF RS 4.7 J 2W		
R347			RD14NB2E4R7J	RD 4.7 J 1/4W		
R348,349			RS14KB3DR22J	FL-PROOF RS 0.22 J 2W		
R365			RD14NB2E561J	RD 560 J 1/4W		
R410			RD14NB2E103J	RD 10K J 1/4W		
R411			RD14NB2E101J	RD 100 J 1/4W		
R414			RD14NB2E101J	RD 100 J 1/4W		
R415			RD14NB2E103J	RD 10K J 1/4W		
R438,439			RS14KB3D391J	FL-PROOF RS 390 J 2W		
R452,453			RS14KB3A472J	FL-PROOF RS 4.7K J 1W		5
R460-463			RS14KB3DR22J	FL-PROOF RS 0.22 J 2W		
R466,467			RD14NB2E4R7J	RD 4.7 J 1/4W		
R468,469			RS14KB3D4R7J	FL-PROOF RS 4.7 J 2W		
R478-480			RS14KB3A151J	FL-PROOF RS 150 J 1W		
⚠ K101			S76-0099-05	MAGNETIC RELAY	KP	
⚠ K101			S76-0102-05	MAGNETIC RELAY	EE1E2	
⚠ K101			S76-0102-05	MAGNETIC RELAY	E3TT1	
⚠ K101			S76-0102-05	MAGNETIC RELAY	YMX	
K401-403			S76-0097-05	MAGNETIC RELAY		
⚠ S101			1.5.S62	SLIDE SWITCH	YM	
⚠ S102			S68-0107-05	PUSH SWITCH	EE1E2	
⚠ S102			S68-0107-05	PUSH SWITCH	E3TT1	
⚠ S102			S68-0107-05	PUSH SWITCH	YMX	
D113			RB441Q-40	DIODE		
⚠ D114-116			HSS104A	DIODE		
⚠ D114-116			1SS133	DIODE		
⚠ D117			S1ZB20(4101)	DIODE		
D118			HZS16N(B2)	ZENER DIODE		
D118			MTZJ16(B)	ZENER DIODE		
D119			HZS15N(B2)	ZENER DIODE		
D119			MTZJ15(B)	ZENER DIODE		
⚠ D120			D2SBA20F03	DIODE		
⚠ D121			D5SBA20F03	DIODE		
⚠ D122			D5SBA20F03	DIODE		5
D123,124			HSS104A	DIODE	YM	
D123,124			1SS133	DIODE	YM	
D201			HZS6.8N(B2)	ZENER DIODE		
D201			MTZJ6.8(B)	ZENER DIODE		
⚠ D202			HZS5.1N(B2)	ZENER DIODE		
⚠ D202			MTZJ5.1(B)	ZENER DIODE		
D203			HZS6.8N(B2)	ZENER DIODE		
D203			MTZJ6.8(B)	ZENER DIODE		
D215			HSS104A	DIODE		
D215			1SS133	DIODE		
D301,302			HZS15N(B2)	ZENER DIODE		5
D301,302			MTZJ15(B)	ZENER DIODE		5
D303,304			HSS104A	DIODE		

L : Scandinavia **K :** USA **P :** Canada **R :** Mexico **C :** China **I :** Malaysia
Y : PX(Far East,Hawaii) **T :** England **E :** Europe **G :** Germany **V :** China(Shanghai)
Y : AAFES(Europe) **X :** Australia **Q :** Russia **H :** Korea **M :** Other Areas ⚠ indicates safety critical components .

PARTS LIST

✻ New Parts
Parts without **Parts No.** are not supplied.
Les articles non mentionnes dans le **Parts No.** ne sont pas fournis.
Teile ohne **Parts No.** werden nicht geliefert.

15

Ref. No	Address	New Parts	Parts No.	Description	Destination	Remarks
D303,304			1SS133	DIODE		
D305,306			HZS10N(B2)	ZENER DIODE	EE1E2	
D305,306			HZS10N(B2)	ZENER DIODE	E3TT1	
D305,306			HZS10N(B2)	ZENER DIODE	YMX	
D305,306			HZS11N(B2)	ZENER DIODE	KP	
D305,306			MTZJ10(B)	ZENER DIODE	EE1E2	
D305,306			MTZJ10(B)	ZENER DIODE	E3TT1	
D305,306			MTZJ10(B)	ZENER DIODE	YMX	
D305,306			MTZJ11(B)	ZENER DIODE	KP	
D307			HZS3.9N(B2)	ZENER DIODE		
D307			MTZJ3.9(B)	ZENER DIODE		
D308-310			HSS104A	DIODE		
D308-310			1SS133	DIODE		
D311,312			HZS3.9N(B2)	ZENER DIODE		
D311,312			MTZJ3.9(B)	ZENER DIODE		
D313			HSS104A	DIODE		
D313			1SS133	DIODE		
D314			HZS3.9N(B2)	ZENER DIODE		
D314			MTZJ3.9(B)	ZENER DIODE		
D315			HSS104A	DIODE		
D315			1SS133	DIODE		
D316			HZS3.9N(B2)	ZENER DIODE		
D316			MTZJ3.9(B)	ZENER DIODE		
D317,318			HSS104A	DIODE		
D317,318			1SS133	DIODE		
D319			HZS11N(B2)	ZENER DIODE	EE1E3	5
D319			HZS11N(B2)	ZENER DIODE	TT1	5
D319			MTZJ11(B)	ZENER DIODE	EE1E3	5
D319			MTZJ11(B)	ZENER DIODE	TT1	5
D319,320			HZS15N(B2)	ZENER DIODE	KPYMX	5
D319,320			MTZJ15(B)	ZENER DIODE	KPYMX	5
D320			HZS13N(B2)	ZENER DIODE	EE1E3	5
D320			HZS13N(B2)	ZENER DIODE	TT1	5
D320			MTZJ13(B)	ZENER DIODE	EE1E3	5
D320			MTZJ13(B)	ZENER DIODE	TT1	5
D401,402			HZS15N(B2)	ZENER DIODE		5
D401,402			MTZJ15(B)	ZENER DIODE		5
D403,404			HSS104A	DIODE		
D403,404			1SS133	DIODE		
D406-408			HSS104A	DIODE		
D406-408			1SS133	DIODE		
D602,603			HZS5.6N(B2)	ZENER DIODE		
D602,603			MTZJ5.6(B)	ZENER DIODE		
D999			HSS104A	DIODE		
D999			1SS133	DIODE		
IC101			BU1923	ANALOGUE IC	EE1E2	
IC101			BU1923	ANALOGUE IC	E3TT1	
⚠ IC105			BA05T	ANALOGUE IC		
⚠ IC106			KIA7812API	ANALOGUE IC		
⚠ IC107			KIA7912PI	ANALOGUE IC		
IC201			NJM4580L-D	ANALOGUE IC	EE1E3	5
IC201			NJM4580L-D	ANALOGUE IC	TT1	5
IC202			M61516FP	ANALOGUE IC		
IC206			NJM4565D	ANALOGUE IC		
IC301			STK413-020A	HYBRID IC		5
⚠						

L : Scandinavia **K :** USA **P :** Canada **R :** Mexico **C :** China **I :** Malaysia
Y : PX(Far East,Hawaii) **T :** England **E :** Europe **G :** Germany **V :** China(Shanghai)
Y : AAFES(Europe) **X :** Australia **Q :** Russia **H :** Korea **M :** Other Areas ⚠ indicates safety critical components .

✻ New Parts
Parts without **Parts No.** are not supplied.
Les articles non mentionnes dans le **Parts No.** ne sont pas fournis.
Teile ohne **Parts No.** werden nicht geliefert.

16

Ref. No	Address	New Parts	Parts No.	Description	Destination	Remarks
IC301		✻	STK413-220A	HYBRID IC		5
IC301			STK443-070	HYBRID IC		4
⚠ IC401			STK412-020A	HYBRID IC		5
⚠ IC401		✻	STK412-220A	HYBRID IC		5
⚠ IC401		✻	STK442-070	HYBRID IC		4
⚠						
⚠ IC607			NJM2279D	ANALOGUE IC		
⚠ Q113			2SB1640	TRANSISTOR		
Q114			2SC1740S(Q,R)	TRANSISTOR		
Q114			2SC2785(F,E)	TRANSISTOR		
⚠ Q201			2SC1845(F,E)	TRANSISTOR		
⚠ Q203			2SA992(F,E)	TRANSISTOR		
Q301-306			2SC2878(B)	TRANSISTOR		
Q307,308			2SA992(F,E)	TRANSISTOR		
Q309-315			2SC1845(F,E)	TRANSISTOR		
Q316			2SA992(F,E)	TRANSISTOR		
Q317,318			2SC2878(B)	TRANSISTOR		
Q319			2SA992(F,E)	TRANSISTOR		
Q401			2SC1845(F,E)	TRANSISTOR		
Q402			2SA1535A	TRANSISTOR		
Q403			2SC3944A	TRANSISTOR		
Q404			2SC1845(F,E)	TRANSISTOR		
Q405			2SA992(F,E)	TRANSISTOR		
Q406			2SB1640	TRANSISTOR		
Q407,408			2SC1845(F,E)	TRANSISTOR		
Q410,411			DTC113ZSA	DIGITAL TRANSISTOR		
Q410,411			UN4219	DIGITAL TRANSISTOR		
Q412			2SC1740S(Q,R)	TRANSISTOR		
Q412			2SC2785(F,E)	TRANSISTOR		

AUDIO (X09-6610-10)

C1 ,2			CE04LW2A100M	ELECTRO	10UF	100WV		
C101			CC45FSL1H331J	CERAMIC	330PF	J	EE3T1	
C102			CC45FSL1H101J	CERAMIC	100PF	J	EE3T1	
C103,104			CC45FCH1H270J	CERAMIC	27PF	J	EE3T1	
C105			CE04KW1H2R2M	ELECTRO	2.2UF	50WV	EE3T1	
C106			CK45FF1H103Z	CERAMIC	0.010UF	Z	EE3T1	
C107			CE04KW1A470M	ELECTRO	47UF	10WV	EE3T1	
C108			CK45FB1H561K	CERAMIC	560PF	K	EE3T1	
C109			CK45FF1H103Z	CERAMIC	0.010UF	Z	EE3T1	
C110			CK45FF1H103Z	CERAMIC	0.010UF	Z		
C125			CE04KW1H100M	ELECTRO	10UF	50WV		
C126			CK45FF1H103Z	CERAMIC	0.010UF	Z		
C127			CC45FSL1H270J	CERAMIC	27PF	J		
C128			CE04KW1H100M	ELECTRO	10UF	50WV		
C129			CE04KW1E332M	ELECTRO	3300UF	25WV		
⚠ C130			C91-1488-05	MF	6800PF	250VAC		
C131			CK45FF1H103Z	CERAMIC	0.010UF	Z		
⚠ C132			C91-1635-05	FILM	0.068UF	275WV		
C133			CE04KW1H100M	ELECTRO	10UF	50WV		
C134			CE04KW1J330M	ELECTRO	33UF	63WV		
C135			CC45FSL1H100D	CERAMIC	10PF	D		
C137			CK45FF1H103Z	CERAMIC	0.010UF	Z		
⚠ C138,139			CE04KW1E101M	ELECTRO	100UF	25WV		
C140			CE04KW1E222M	ELECTRO	2200UF	25WV		
C141			CE04KW1E471M	ELECTRO	470UF	25WV		

L : Scandinavia **K :** USA **P :** Canada **R :** Mexico **C :** China **I :** Malaysia
Y : PX(Far East,Hawaii) **T :** England **E :** Europe **G :** Germany **V :** China(Shanghai)
Y : AAFES(Europe) **X :** Australia **Q :** Russia **H :** Korea **M :** Other Areas ⚠ indicates safety critical components .

✻ New Parts
Parts without **Parts No.** are not supplied.
Les articles non mentionnes dans le **Parts No.** ne sont pas fournis.
Teile ohne **Parts No.** werden nicht geliefert.

⑰

Ref. No	Add-ress	New Parts	Parts No.	Description			Desti-nation	Re-marks
C142,143			C90-5747-05	ELECTRO	4700UF	75WV		
C144,145			C90-5746-05	ELECTRO	3300UF	42WV		
C146,147			C91-1422-05	MP	0.10UF	250WV		
C148-151			C91-1573-05	MP-C	0.10UF	J		
C156			CC45FSL1H330J	CERAMIC	33PF	J		
C157			CC45FSL1H270J	CERAMIC	27PF	J		
C201,202			CC45FSL1H221J	CERAMIC	220PF	J		
C221,222			CC45FSL1H221J	CERAMIC	220PF	J		
C225,226			CC45FSL1H221J	CERAMIC	220PF	J		
C229,230			CC45FSL1H221J	CERAMIC	220PF	J		
C233,234			CC45FSL1H221J	CERAMIC	220PF	J		
C237,238			CC45FSL1H221J	CERAMIC	220PF	J		
C241,242			CC45FSL1H221J	CERAMIC	220PF	J		
C245,246			CC45FSL1H221J	CERAMIC	220PF	J		
C251,252			CC45FSL1H221J	CERAMIC	220PF	J	KP	
C255,256			CC45FSL1H221J	CERAMIC	220PF	J	KP	
C259,260			CC45FSL1H221J	CERAMIC	220PF	J	KP	
C265,266			CE04RW1H4R7M	ELECTRO	4.7UF	50WV		
C268-271			CC45FSL1H101J	CERAMIC	100PF	J		
C272			CE04KW1H2R2M	ELECTRO	2.2UF	50WV		
C273			CK45FB1H471K	CERAMIC	470PF	K		
C274			CC45FSL1H331J	CERAMIC	330PF	J		
C275			CE04KW1A470M	ELECTRO	47UF	10WV		
C276			CE04KW1A101M	ELECTRO	100UF	10WV		
C278			CE04KW1A101M	ELECTRO	100UF	10WV		
C279			CE04KW1A470M	ELECTRO	47UF	10WV		
C280			CE04KW1A101M	ELECTRO	100UF	10WV		
C281			CC45FSL1H101J	CERAMIC	100PF	J		
C283-288			CC45FSL1H101J	CERAMIC	100PF	J		
C290-300			CC45FSL1H101J	CERAMIC	100PF	J		
C301,302			CE04KW1H2R2M	ELECTRO	2.2UF	50WV		
C303,304			CK45FB1H471K	CERAMIC	470PF	K		
C305			CK45FB1H391K	CERAMIC	390PF	K		
C306			CC45FSL1H331J	CERAMIC	330PF	J		
C307			CE04KW1H101M	ELECTRO	100UF	50WV		
C308			CQ93FMG1H473J	MYLAR	0.047UF	J		
C309,310			CE04KW1A101M	ELECTRO	100UF	10WV		
C311			CE04RW1V4R7M	ELECTRO	4.7UF	35WV		
C312			CQ93FMG1H473J	MYLAR	0.047UF	J		
C313			CC45FSL1H101J	CERAMIC	100PF	J		
C316,317			CC45FSL1H100D	CERAMIC	10PF	D		
C318			CE04KW1H101M	ELECTRO	100UF	50WV		
C319,320			CE04KW2A101M	ELECTRO	100UF	100WV		
C321,322			CK45FF1H472Z	CERAMIC	4700PF	Z		
C323-328			C91-1573-05	MP-C	0.10UF	J		
C329			CK45FF1H472Z	CERAMIC	4700PF	Z		
C330			CC45FSL1H100D	CERAMIC	10PF	D		
C332			CE04KW1A101M	ELECTRO	100UF	10WV		
C333			CE04KW1H4R7M	ELECTRO	4.7UF	50WV		
C334			CE04KW1H010M	ELECTRO	1.0UF	50WV		
C335			CE04LW1H100M	ELECTRO	10UF	50WV		
C336			CE04KW1A221M	ELECTRO	220UF	10WV		
C337			CE04HW1E100M	NP-ELEC	10UF	25WV		
C338			CE04KW1E470M	ELECTRO	47UF	25WV		
C339-349			CC45FSL1H101J	CERAMIC	100PF	J		

L : Scandinavia **K :** USA **P :** Canada **R :** Mexico **C :** China **I :** Malaysia
Y : PX(Far East,Hawaii) **T :** England **E :** Europe **G :** Germany **V :** China(Shanghai)
Y : AAFES(Europe) **X :** Australia **Q :** Russia **H :** Korea **M :** Other Areas ⚠ indicates safety critical components .

✻ New Parts
Parts without **Parts No.** are not supplied.
Les articles non mentionnes dans le **Parts No.** ne sont pas fournis.
Teile ohne **Parts No.** werden nicht geliefert.

⑱

Ref. No	Add-ress	New Parts	Parts No.	Description			Desti-nation	Re-marks
C350			CQ93FMG1H122J	MYLAR	1200PF	J		
C351			CQ93FMG1H332J	MYLAR	3300PF	J		
C352,353			CE04KW1H2R2M	ELECTRO	2.2UF	50WV		
C354			CK45FB1H471K	CERAMIC	470PF	K		
C355,356			CK45FB1H102K	CERAMIC	1000PF	K		
C357			CE04KW1H2R2M	ELECTRO	2.2UF	50WV		
C358			CQ93FMG1H104J	MYLAR	0.10UF	J		
C359-364			CE04KW1H4R7M	ELECTRO	4.7UF	50WV		
C365-370			CE04KW1H2R2M	ELECTRO	2.2UF	50WV		
C371			CQ93FMG1H104J	MYLAR	0.10UF	J		
C372			CQ93FMG1H332J	MYLAR	3300PF	J		
C373,374			CQ93FMG1H104J	MYLAR	0.10UF	J		
C375			CK45FF1H103Z	CERAMIC	0.010UF	Z		
C376,377			CE04LW1H220M	ELECTRO	22UF	50WV		
C378			CE04KW1H010M	ELECTRO	1.0UF	50WV		
C380			CE04RW1V4R7M	ELECTRO	4.7UF	35WV		
C384-386			CK45FB1H471K	CERAMIC	470PF	K		
C401			CE04KW1A101M	ELECTRO	100UF	10WV		
C403,404			CE04KW2A100M	ELECTRO	10UF	100WV		
C405			CC45FSL1H470J	CERAMIC	47PF	J		
C406,407			CE04KW1H2R2M	ELECTRO	2.2UF	50WV		
C408,409			CK45FB1H471K	CERAMIC	470PF	K		
C410,411			CC45FSL1H331J	CERAMIC	330PF	J		
C412,413			CE04KW1A101M	ELECTRO	100UF	10WV		
C416,417			CC45FSL1H100D	CERAMIC	10PF	D		
C424,425			CK45FF1H472Z	CERAMIC	4700PF	Z		
C426-429			C91-1573-05	MP-C	0.10UF	J		
C430			CK45FF1H472Z	CERAMIC	4700PF	Z		
C431			CC45FSL1H100D	CERAMIC	10PF	D		
C433			CE04KW1A101M	ELECTRO	100UF	10WV		
C434			CC45FSL1H331J	CERAMIC	330PF	J		
C435			CK45FB1H471K	CERAMIC	470PF	K		
C436			CE04KW1H2R2M	ELECTRO	2.2UF	50WV		
C437,438			C91-1573-05	MP-C	0.10UF	J		
C439-443			CK45FB1H222K	CERAMIC	2200PF	K		
C444			CC45FSL1H221J	CERAMIC	220PF	J		
C445			CC45FSL1H560J	CERAMIC	56PF	J		
C446			CK45FB1H222K	CERAMIC	2200PF	K		
C638-642			CC45FSL1H470J	CERAMIC	47PF	J		
C643-645			CE04KW1E470M	ELECTRO	47UF	25WV		
C648			CE04RW1C100M	ELECTRO	10UF	16WV		
C652			CE04RW1C100M	ELECTRO	10UF	16WV		
C826,827			CK45FB1H471K	CERAMIC	470PF	K		
CN101			E40-8481-05	FLAT CABLE CONNECTOR				
CN102			E40-8502-05	FLAT CABLE CONNECTOR				
CN103			E40-8481-05	FLAT CABLE CONNECTOR				
CN104			E40-4428-05	PIN ASSY			YM	
CN105			E40-4245-05	PIN ASSY				
CN112			E40-4245-05	PIN ASSY			EE3T1	
CN112			E40-4245-05	PIN ASSY			KPXH	
CN114			E40-3262-05	PIN ASSY				
CN115			E40-4245-05	PIN ASSY			EE3T1	
CN115			E40-4245-05	PIN ASSY			YMXH	
CN118			E40-4245-05	PIN ASSY			YM	

L : Scandinavia **K :** USA **P :** Canada **R :** Mexico **C :** China **I :** Malaysia
Y : PX(Far East,Hawaii) **T :** England **E :** Europe **G :** Germany **V :** China(Shanghai)
Y : AAFES(Europe) **X :** Australia **Q :** Russia **H :** Korea **M :** Other Areas ⚠ indicates safety critical components .

PARTS LIST

✻ New Parts
Parts without **Parts No.** are not supplied.
Les articles non mentionnes dans le **Parts No.** ne sont pas fournis.
Teile ohne **Parts No.** werden nicht geliefert.

⑲

Ref. No	Address	New Parts	Parts No.	Description	Destination	Remarks
CN201		✻	E40-8482-05	FLAT CABLE CONNECTOR		
CN806			E40-3247-05	PIN ASSY		
J201		✻	E63-1256-05	PIN JACK		
J202		✻	E63-1258-05	PIN JACK		
J203		✻	E63-1256-05	PIN JACK	KP	
J203		✻	E63-1258-05	PIN JACK	EE3T1	
J203		✻	E63-1258-05	PIN JACK	YMXH	
J204			E63-1260-05	PIN JACK	KP	
⚠ J205			E03-0148-05	AC OUTLET	KPY	
⚠ J206			E03-0149-05	AC OUTLET	MEE3	
⚠ J206			E03-0310-05	AC OUTLET	T1	
⚠ J206			E03-0325-05	AC OUTLET	XH	
J401		✻	E70-0156-05	LOCK TERMINAL BOARD		
J403		✻	E70-0154-05	LOCK TERMINAL BOARD		
J603		✻	E63-1254-05	PIN JACK		
J604		✻	E63-1255-05	PIN JACK		
J801			E11-0271-05	PHONE JACK (METAL SLEEVE)		
⚠ F101			F05-3121-05	FUSE (SEMKO) (250V T3.15AL)	EE3T1	
⚠ F101			F05-3121-05	FUSE (SEMKO) (250V T3.15AL)	YMXH	
⚠ F101			F50-0077-05	FUSE(5X20)	KP	
⚠ F102			F06-1022-05	FUSE (SEMKO) (250V T1AL)	EE3T1	
⚠ F102			F06-1022-05	FUSE (SEMKO) (250V T1AL)	MX	
⚠ F103			F05-3121-05	FUSE (SEMKO) (250V T3.15AL)	YM	
CN108,109			J13-0075-05	FUSE CLIP	EE3T1	
CN108,109			J13-0075-05	FUSE CLIP	MX	
CN110,111			J13-0075-05	FUSE CLIP		
CN116,117			J13-0075-05	FUSE CLIP	YM	
E11 -14			J11-0809-05	WIRE CLAMPER		
L301-303			L39-1373-05	PHASE COMPENSATION COIL		
L401-403			L39-1373-05	PHASE COMPENSATION COIL		
⚠ T101			L07-2758-05	POWER TRANSFORMER	EE3T1	
⚠ T101			L07-2758-05	POWER TRANSFORMER	KPXH	
⚠ T101			L07-2761-05	POWER TRANSFORMER	EE3T1	
⚠ T101			L07-2761-05	POWER TRANSFORMER	KPXH	
⚠ T101			L07-2805-05	POWER TRANSFORMER	YM	
X101			L77-2002-05	CRYSTAL RESONATOR(4.332MHZ)	EE3T1	
⚠ R123			RD14NB2E1R0J	RD 1 J 1/4W		
R124			RS14KB3A221J	FL-PROOF RS 220 J 1W	KPYM	
R125			RD14NB2E270J	RD 27 J 1/4W		
⚠ R126			RD14NB2E101J	RD 100 J 1/4W		
R127			RD14NB2E822J	RD 8.2K J 1/4W		
⚠ R132			R92-1844-05	CARBON 3.3M J 1/2W	KPH	
⚠ R141,142			RD14NB2E1R0J	RD 1 J 1/4W		
R316,317			RS14KB3A472J	FL-PROOF RS 4.7K J 1W		
R334,335			RD14NB2E4R7J	RD 4.7 J 1/4W		
R338-341			RS14KB3DR22J	FL-PROOF RS 0.22 J 2W		
R342,343			RS14KB3D4R7J	FL-PROOF RS 4.7 J 2W		
R345			RS14KB3D4R7J	FL-PROOF RS 4.7 J 2W		
R347			RD14NB2E4R7J	RD 4.7 J 1/4W		
R348,349			RS14KB3DR22J	FL-PROOF RS 0.22 J 2W		
R365			RD14NB2E561J	RD 560 J 1/4W		
R410			RD14NB2E103J	RD 10K J 1/4W		
R411			RD14NB2E101J	RD 100 J 1/4W		

L : Scandinavia **K :** USA **P :** Canada **R :** Mexico **C :** China **I :** Malaysia
Y : PX(Far East,Hawaii) **T :** England **E :** Europe **G :** Germany **V :** China(Shanghai)
Y : AAFES(Europe) **X :** Australia **Q :** Russia **H :** Korea **M :** Other Areas ⚠ indicates safety critical components .

✻ New Parts
Parts without **Parts No.** are not supplied.
Les articles non mentionnes dans le **Parts No.** ne sont pas fournis.
Teile ohne **Parts No.** werden nicht geliefert.

⑳

Ref. No	Address	New Parts	Parts No.	Description	Destination	Remarks
R414			RD14NB2E101J	RD 100 J 1/4W		
R415			RD14NB2E103J	RD 10K J 1/4W		
R438,439			RS14KB3D391J	FL-PROOF RS 390 J 2W		
R452,453			RS14KB3A472J	FL-PROOF RS 4.7K J 1W		
R460-463			RS14KB3DR22J	FL-PROOF RS 0.22 J 2W		
R466,467			RD14NB2E4R7J	RD 4.7 J 1/4W		
R468,469			RS14KB3D4R7J	FL-PROOF RS 4.7 J 2W		
R473,474			RS14KB3DR22J	FL-PROOF RS 0.22 J 2W		
R475			RD14NB2E4R7J	RD 4.7 J 1/4W		
R476			RS14KB3D4R7J	FL-PROOF RS 4.7 J 2W		
R478-480			RS14KB3A151J	FL-PROOF RS 150 J 1W		
⚠ K101			S76-0099-05	MAGNETIC RELAY	KP	
⚠ K101			S76-0102-05	MAGNETIC RELAY	EE3T1	
⚠ K101			S76-0102-05	MAGNETIC RELAY	YMXH	
K401-403			S76-0097-05	MAGNETIC RELAY		
⚠ S101			S62-0001-05	SLIDE SWITCH	YM	
⚠ S102			S68-0107-05	PUSH SWITCH	EE3T1	
⚠ S102			S68-0107-05	PUSH SWITCH	YMXH	
D113		✻	RB441Q-40	DIODE		
⚠ D114-116			HSS104A	DIODE		
⚠ D114-116			1SS133	DIODE		
⚠ D117			S1ZB20(4101)	DIODE		
D118			HZS16N(B2)	ZENER DIODE		
D118			MTZJ16(B)	ZENER DIODE		
D119			HZS15N(B2)	ZENER DIODE		
D119			MTZJ15(B)	ZENER DIODE		
⚠ D120			D2SBA20F03	DIODE		
⚠ D121,122			D5SBA20F03	DIODE		
D123,124			HSS104A	DIODE	YM	
D123,124			1SS133	DIODE	YM	
D201			HZS6.8N(B2)	ZENER DIODE		
D201			MTZJ6.8(B)	ZENER DIODE		
⚠ D202			HZS5.1N(B2)	ZENER DIODE		
⚠ D202			MTZJ5.1(B)	ZENER DIODE		
D203			HZS6.8N(B2)	ZENER DIODE		
D203			MTZJ6.8(B)	ZENER DIODE		
D215			HSS104A	DIODE		
D215			1SS133	DIODE		
D301,302			HZS15N(B2)	ZENER DIODE		
D301,302			MTZJ15(B)	ZENER DIODE		
D303,304			HSS104A	DIODE		
D303,304			1SS133	DIODE		
D305,306			HZS10N(B2)	ZENER DIODE	EE3T1	
D305,306			HZS10N(B2)	ZENER DIODE	YMXH	
D305,306			HZS11N(B2)	ZENER DIODE	KP	
D305,306			MTZJ10(B)	ZENER DIODE	EE3T1	
D305,306			MTZJ10(B)	ZENER DIODE	YMXH	
D305,306			MTZJ11(B)	ZENER DIODE	KP	
D307			HZS3.9N(B2)	ZENER DIODE		
D307			MTZJ3.9(B)	ZENER DIODE		
D308-310			HSS104A	DIODE		
D308-310			1SS133	DIODE		
D311,312			HZS3.9N(B2)	ZENER DIODE		

L : Scandinavia **K :** USA **P :** Canada **R :** Mexico **C :** China **I :** Malaysia
Y : PX(Far East,Hawaii) **T :** England **E :** Europe **G :** Germany **V :** China(Shanghai)
Y : AAFES(Europe) **X :** Australia **Q :** Russia **H :** Korea **M :** Other Areas ⚠ indicates safety critical components .

✻ New Parts
Parts without **Parts No.** are not supplied.
Les articles non mentionnes dans le **Parts No.** ne sont pas fournis.
Teile ohne **Parts No.** werden nicht geliefert.

21

Ref. No	Add-ress	New Parts	Parts No.	Description	Desti-nation	Re-marks
D311,312			MTZJ3.9(B)	ZENER DIODE		
D313			HSS104A	DIODE		
D313			1SS133	DIODE		
D314			HZS3.9N(B2)	ZENER DIODE		
D314			MTZJ3.9(B)	ZENER DIODE		
D315			HSS104A	DIODE		
D315			1SS133	DIODE		
D316			HZS3.9N(B2)	ZENER DIODE		
D316			MTZJ3.9(B)	ZENER DIODE		
D317,318			HSS104A	DIODE		
D317,318			1SS133	DIODE		
D319			HZS11N(B2)	ZENER DIODE	EE3T1H	
D319			HZS15N(B2)	ZENER DIODE	KPYMX	
D319			MTZJ11(B)	ZENER DIODE	EE3T1H	
D319			MTZJ15(B)	ZENER DIODE	KPYMX	
D320			HZS13N(B2)	ZENER DIODE	EE3T1H	
D320			HZS15N(B2)	ZENER DIODE	KPYMX	
D320			MTZJ13(B)	ZENER DIODE	EE3T1H	
D320			MTZJ15(B)	ZENER DIODE	KPYMX	
D401,402			HZS15N(B2)	ZENER DIODE		
D401,402			MTZJ15(B)	ZENER DIODE		
D403,404			HSS104A	DIODE		
D403,404			1SS133	DIODE		
D406-408			HSS104A	DIODE		
D406-408			1SS133	DIODE		
D602,603			HZS5.6N(B2)	ZENER DIODE		
D602,603			MTZJ5.6(B)	ZENER DIODE		
D999			HSS104A	DIODE		
D999			1SS133	DIODE		
IC101			BU1923	ANALOGUE IC	EE3T1	
⚠ IC105			BA05T	ANALOGUE IC		
⚠ IC106			KIA7812API	ANALOGUE IC		
⚠ IC107			KIA7912PI	ANALOGUE IC		
IC202			M61516FP	ANALOGUE IC		
IC206			NJM4565D	ANALOGUE IC		
⚠ IC301			STK413-020A	HYBRID IC		
⚠ IC301		✻	STK413-220A	HYBRID IC		
⚠ IC401			STK413-020A	HYBRID IC		
⚠ IC401		✻	STK413-220A	HYBRID IC		
IC607			NJM2279D	ANALOGUE IC		
⚠ Q113			2SB1640	TRANSISTOR		
Q114			2SC1740S(Q,R)	TRANSISTOR		
Q114			2SC2785(F,E)	TRANSISTOR		
⚠ Q201			2SC1845(F,E)	TRANSISTOR		
⚠ Q203			2SA992(F,E)	TRANSISTOR		
Q301-306			2SC2878(B)	TRANSISTOR		
Q307,308			2SA992(F,E)	TRANSISTOR		
Q309-315			2SC1845(F,E)	TRANSISTOR		
Q316			2SA992(F,E)	TRANSISTOR		
Q317,318			2SC2878(B)	TRANSISTOR		
Q319			2SA992(F,E)	TRANSISTOR		
Q401			2SC1845(F,E)	TRANSISTOR		
Q402			2SA1535A	TRANSISTOR		
Q403			2SC3944A	TRANSISTOR		
Q404			2SC1845(F,E)	TRANSISTOR		

L : Scandinavia **K :** USA **P :** Canada **R :** Mexico **C :** China **I :** Malaysia
Y : PX(Far East,Hawaii) **T :** England **E :** Europe **G :** Germany **V :** China(Shanghai)
Y : AAFES(Europe) **X :** Australia **Q :** Russia **H :** Korea **M :** Other Areas ⚠ indicates safety critical components .

✻ New Parts
Parts without **Parts No.** are not supplied.
Les articles non mentionnes dans le **Parts No.** ne sont pas fournis.
Teile ohne **Parts No.** werden nicht geliefert.

22

Ref. No	Add-ress	New Parts	Parts No.	Description	Desti-nation	Re-marks
Q405			2SA992(F,E)	TRANSISTOR		
Q406			2SB1640	TRANSISTOR		
Q407-409			2SC1845(F,E)	TRANSISTOR		
Q410,411			DTC113ZSA	DIGITAL TRANSISTOR		
Q410,411			UN4219	DIGITAL TRANSISTOR		
Q412			2SC1740S(Q,R)	TRANSISTOR		
Q412			2SC2785(F,E)	TRANSISTOR		
DISPLAY (X14-7470-10)						
D805-808			B30-2545-05	LED(RED3(160))		
C801			CE04RW1H330M	ELECTRO 33UF 50WV		
C802,803			CE04RW1H010M	ELECTRO 1.0UF 50WV		
C804			CE04LW1H470M	ELECTRO 47UF 50WV		
C805			CE04RW1A101M	ELECTRO 100UF 10WV		
C806			CE04RW1E470M	ELECTRO 47UF 25WV		
C807			CE04PW1H100M	ELECTRO 10UF 50WV		
C809			CE04RW1H010M	ELECTRO 1.0UF 50WV		
C810			C90-1826-05	BACKUP-C 0.047F 5.5WV		
C811			CE04RW1A101M	ELECTRO 100UF 10WV		
C812			CE04HW1H100M	NP-ELEC 10UF 50WV		
C813			CK45FF1H103Z	CERAMIC 0.010UF Z		
C814			CC45FSL1H101J	CERAMIC 100PF J		
C815,816			CK45FF1H103Z	CERAMIC 0.010UF Z		
C817			CC45FSL1H101J	CERAMIC 100PF J		
C818,819			CK45FF1H103Z	CERAMIC 0.010UF Z		
C820,821			C91-0769-05	CERAMIC 0.010UF K		
C822-825			CK45FF1H103Z	CERAMIC 0.010UF Z		
C828,829			CK45FF1H103Z	CERAMIC 0.010UF Z		
C830			CC45FSL1H101J	CERAMIC 100PF J		
C831,832			CK45FF1H103Z	CERAMIC 0.010UF Z		
C833			CC45FSL1H101J	CERAMIC 100PF J		
C834			CQ93FMG1H103J	MYLAR 0.010UF J		
C835			CK45FF1H103Z	CERAMIC 0.010UF Z		
C836-839			C91-0745-05	CERAMIC 100PF K		
C840			CQ93FMG1H104J	MYLAR 0.10UF J		
C841			C91-0745-05	CERAMIC 100PF K		
C842			CE04PW1H100M	ELECTRO 10UF 50WV		
C843			CE04LW1H2R2M	ELECTRO 2.2UF 50WV	YM	
C844,845			CK45FF1H103Z	CERAMIC 0.010UF Z	YM	
C846			CQ93FMG1H103J	MYLAR 0.010UF J		
C847,848			C91-0745-05	CERAMIC 100PF K		
C849			CC45FSL1H100D	CERAMIC 10PF D		
CN801			E40-8502-05	FLAT CABLE CONNECTOR		
CN802			E40-8501-05	FLAT CABLE CONNECTOR		
CN803			E40-8503-05	FLAT CABLE CONNECTOR		
CN805			E40-3263-05	PIN ASSY		
E1			J11-0808-05	WIRE CLAMPER		
E2			J11-0809-05	WIRE CLAMPER		
E4			J11-0808-05	WIRE CLAMPER		
X800		✻	L78-0747-05	RESONATOR (4MHZ)		
X801			L78-0725-05	RESONATOR (8.38MHZ)		
CP801			R90-0500-05	MULTI-COMP 100KX6 J 1/4W		
CP802			R90-0855-05	MULTI-COMP 100KX5 J		

L : Scandinavia **K :** USA **P :** Canada **R :** Mexico **C :** China **I :** Malaysia
Y : PX(Far East,Hawaii) **T :** England **E :** Europe **G :** Germany **V :** China(Shanghai)
Y : AAFES(Europe) **X :** Australia **Q :** Russia **H :** Korea **M :** Other Areas ⚠ indicates safety critical components .

KRF-V4060D/V5060D/V5560D/VR-605/615

PARTS LIST

✻ New Parts
Parts without **Parts No.** are not supplied.
Les articles non mentionnes dans le **Parts No.** ne sont pas fournis.
Teile ohne **Parts No.** werden nicht geliefert.

23

Ref. No	Add-ress	New Parts	Parts No.	Description	Desti-nation	Re-marks
CP803			R90-0493-05	MULTI-COMP 100KX9 J 1/6W		
R849			RD14NB2E2R2J	RD 2.2 J 1/4W		
S801-812			S70-0031-05	TACT SWITCH		
S801-812			S70-0086-05	TACT SWITCH		
S813,814			T99-0666-05	ROTARY ENCODER		
S815			T99-0664-05	ROTARY ENCODER		
D801			MTZJ6.2(B)	ZENER DIODE		
D801			RD6.2ES(B)	ZENER DIODE		
D802-804			HSS104A	DIODE		
D802-804			1SS133	DIODE		
D809			HSS104A	DIODE		
D809			1SS133	DIODE		
D810			HSS104A	DIODE	KPYM	
D810			1SS133	DIODE	KPYM	
D811			HSS104A	DIODE		
D811			1SS133	DIODE		
⚠ D812,813			RB441Q-40	DIODE		
D814			HSS104A	DIODE		
D814			1SS133	DIODE		
D816			HSS104A	DIODE	YM	
D816			1SS133	DIODE	YM	
D819-828			HSS104A	DIODE		
D819-828			1SS133	DIODE		
ED801		✻	11MT129GNK	FLUORESCENT INDICATOR TUBE		
IC801		✻	MN12510F	MOS-IC		
IC802			S-80840ANY	ANALOGUE IC		
IC803		✻	XC6202P502TH	MOS-IC		
IC804		✻	MN101C51FGA	MI-COM IC		
IC806			S-80840ANY	ANALOGUE IC	YM	
Q802			2SC1740S(Q,R)	TRANSISTOR		
Q802			2SC2785(F,E)	TRANSISTOR		
Q803			2SA1175(F,E)	TRANSISTOR		
Q803			2SA933AS(Q,R)	TRANSISTOR		
Q804-807			2SC1740S(Q,R)	TRANSISTOR		
Q804-807			2SC2785(F,E)	TRANSISTOR		
A801			W02-2759-05	ELECTRIC CIRCUIT MODULE		

L : Scandinavia **K :** USA **P :** Canada **R :** Mexico **C :** China **I :** Malaysia
Y : PX(Far East,Hawaii) **T :** England **E :** Europe **G :** Germany **V :** China(Shanghai)
Y : AAFES(Europe) **X :** Australia **Q :** Russia **H :** Korea **M :** Other Areas ⚠ indicates safety critical components .

PARTS LIST

PCB # vs Model

MALYSIA MADE					INDONESIA MADE				
KRF-V4060D	E	X08-3180-10	X09-6622-72	X14-7482-73	**KRF-V4060D**	E	X08-3160-10	X09-6602-72	X14-7472-73
KRF-V4060DE	E1	X08-3180-10	X09-6622-72	X14-7482-73	**KRF-V4060DE**	E1	X08-3160-10	X09-6602-72	X14-7472-73
KRF-V4060D-S	E3	X08-3180-10	X09-6622-72	X14-7482-73	**KRF-V4060D-S**	E3	X08-3160-10	X09-6602-72	X14-7472-73
KRF-V4060DE-S	E2	X08-3180-10	X09-6622-72	X14-7482-73	**KRF-V4060DE-S**	E2	X08-3160-10	X09-6602-72	X14-7472-73
KRF-V4060D-S	M	X08-3180-21	X09-6620-22	X14-7480-23	**KRF-V4060D-S**	M	X08-3160-21	X09-6600-22	X14-7470-23
KRF-V4060D-S	X	X08-3180-10	X09-6620-72	X14-7480-73	**KRF-V4060D-S**	X	X08-3160-10	X09-6600-72	X14-7470-73
KRF-V4060D	T	X08-3180-10	X09-6620-52	X14-7482-73	**KRF-V4060D**	T	X08-3160-10	X09-6600-52	X14-7472-73
KRF-V4060D-S	T1	X08-3180-10	X09-6620-52	X14-7482-73	**KRF-V4060D-S**	T1	X08-3160-10	X09-6600-52	X14-7472-73
VR-605	K	X08-3180-10	X09-6620-10	X14-7480-10	**VR-605**	K	X08-3160-10	X09-6600-10	X14-7470-10
VR-605	P	X08-3180-10	X09-6620-10	X14-7480-10	**VR-605**	P	X08-3160-10	X09-6600-10	X14-7470-10
KRF-V5060D	Y	X08-3180-21	X09-6622-91	X14-7480-21	**KRF-V5060D**	Y	X08-3160-21	X09-6602-91	X14-7470-21
KRF-V5060D-S	M	X08-3180-21	X09-6620-21	X14-7480-21	**KRF-V5060D-S**	M	X08-3160-21	X09-6600-21	X14-7470-21
KRF-V5060D-S	X	X08-3180-10	X09-6620-71	X14-7480-71	**KRF-V5060D-S**	X	X08-3160-10	X09-6600-71	X14-7470-71
KRF-V5060D	E	X08-3180-10	X09-6622-71	X14-7482-71	**KRF-V5060D**	E	X08-3160-10	X09-6602-71	X14-7472-71
KRF-V5060D	T	X08-3180-10	X09-6620-51	X14-7482-71	**KRF-V5060D**	T	X08-3160-10	X09-6600-51	X14-7472-71
KRF-V5060DE	E1	X08-3180-10	X09-6622-71	X14-7482-71	**KRF-V5060DE**	E1	X08-3160-10	X09-6602-71	X14-7472-71
KRF-V5060D-S	E3	X08-3180-10	X09-6622-71	X14-7482-71	**KRF-V5060D-S**	E3	X08-3160-10	X09-6602-71	X14-7472-71
KRF-V5060D-S	T1	X08-3180-10	X09-6620-51	X14-7482-71	**KRF-V5060D-S**	T1	X08-3160-10	X09-6600-51	X14-7472-71
VR-615	K	X08-3180-10	X09-6630-10	X14-7480-11	**VR-615**	K	X08-3160-10	X09-6610-10	X14-7470-11
VR-615	P	X08-3180-10	X09-6630-10	X14-7480-11	**VR-615**	P	X08-3160-10	X09-6610-10	X14-7470-11
KRF-V5560D	Y	X08-3180-21	X09-6632-91	X14-7480-22	**KRF-V5560D**	Y	X08-3160-21	X09-6612-91	X14-7470-22
KRF-V5560D-S	M	X08-3180-21	X09-6630-21	X14-7480-22	**KRF-V5560D-S**	M	X08-3160-21	X09-6610-21	X14-7470-22
KRF-V5560D-S	X	X08-3180-10	X09-6630-71	X14-7480-72	**KRF-V5560D-S**	X	X08-3160-10	X09-6610-71	X14-7470-72
KRF-V5560D	E	X08-3180-10	X09-6632-71	X14-7482-72	**KRF-V5560D**	E	X08-3160-10	X09-6612-71	X14-7472-72
KRF-V5560D-S	E3	X08-3180-10	X09-6632-71	X14-7482-72	**KRF-V5560D-S**	E3	X08-3160-10	X09-6612-71	X14-7472-72
KRF-V5560D-S	T1	X08-3180-10	X09-6630-51	X14-7482-72	**KRF-V5560D-S**	T1	X08-3160-10	X09-6610-51	X14-7472-72
KRF-V5560D-S	H	X08-3180-10	X09-6634-11	X14-7482-72	**KRF-V5560D-S**	H	X08-3160-10	X09-6614-11	X14-7472-72

HOW TO READ THE PARTS LIST

ABBREVIATION OF MODEL AND MASS PRODUCTION'S DESTINATIONS

MODEL	*ABB.*	*Australia*	*Canada*	*China*	*England*	*Europe*	*Germany*	*Korea*	*Malaysia*
KRF-V4060D	***4***	-	-	-	T	E	-	-	-
KRF-V4060DE	***4***	-	-	-		E1	-	-	-
KRF-V4060DE-S	***4***	-	-	-		E2	-	-	-
KRF-V4060D-S	***4***	X	-	-	T1	E3	-	-	-
KRF-V5060D	***5***	-	-	-	T	E	-	-	-
KRF-V5060DE	***5***	-	-	-	-	E1	-	-	-
KRF-V5060D-S	***5***	X	-	-	T1	E3	-	-	-
VR-605	***5***	-	P	-	-	-	-	-	-
KRF-V5560D	***6***	-	-	-	-	E	-	-	-
KRF-V5560D-S	***6***	X	-	-	T1	E3	-	H	-
VR-615	***6***	-	P	-	-	-	-	-	-

MODEL	*ABB.*	*Mexico*	*PX/AAFES*	*Russia*	*Scandinavia*	*Shanghai*	*USA*	*Other area*	
KRF-V4060D	***4***	-	-	-	-	-	-	-	
KRF-V4060DE	***4***	-	-	-	-	-	-	-	
KRF-V4060DE-S	***4***	-	-	-	-	-	-		
KRF-V4060D-S	***4***	-	-	-	-	-	-	M	
KRF-V5060D	***5***	-	Y	-	-	-	-	-	
KRF-V5060DE	***5***	-	-	-	-	-	-	-	
KRF-V5060D-S	***5***	-	-	-	-	-	-	M	
VR-605	***5***	-	-	-	-	-	K	-	
KRF-V5560D	***6***	-	Y	-	-	-	-	-	
KRF-V5560D-S	***6***	-	-	-	-	-	-	M	
VR-615	***6***	-	-	-	-	-	K	-	

SPECIFICATIONS

For the U.S.A and Canada
AUDIO section (VR-605/615)

Rated power output during STEREO operation

> 100 watts per channel minimum RMS, both channels driven, at 8Ω from 40 Hz to 20 kHz with no more than 0.7% total harmonic distortion. (FTC)

Effective power output during SURROUND operation
- FRONT (40 ~ 20 kHz, 0.7% T.H.D. at 8Ω one channel driven) ..... 100 W + 100 W
- CENTER (40 ~ 20 kHz, 0.7% T.H.D. at 8Ω one channel driven) ..... 100 W
- SURROUND (40 ~ 20 kHz, 0.7% T.H.D. at 8Ω one channel driven) ..... 100 W + 100 W
- SUBWOOFER (80 Hz, 0.7% T.H.D. at 8Ω one channel driven) (VR-615) ..... 100 W

Total harmonic distortion ..... 0.05% (1 kHz, 50 W, 8Ω)
Frequency response
- CD ..... 20 Hz ~ 70 kHz, +0 dB, –3.0 dB

Signal to noise ratio (IHF'66)
- CD ..... 95 dB

Input sensitivity / impedance
- CD ..... 550 mV / 47 kΩ
- DVD/6CH INPUT (VR-615) ..... 550 mV / 47 kΩ

Output level / impedance
- TAPE REC ..... 550 mV / 1 kΩ
- PRE OUT (SUBWOOFER) (VR-605) ..... 1.5 V / 2.2 kΩ

Tone control
- BASS ..... ±10 dB (at 100 Hz)
- TREBLE ..... ±10 dB (at 10 kHz)

Loudness control
- VOLUME at -30dB level ..... +8 dB (at 100 Hz)

For other countries
AUDIO section (KRF-V5060D/V5560D)

Rated power output during STEREO operation

> 100 watts per channel minimum RMS, both channels driven, at 8Ω from 40 Hz to 20 kHz with no more than 0.7% total harmonic distortion. (FTC)

Effective power output during SURROUND operation
- FRONT (1 kHz, 0.7% T.H.D. at 8Ω one channel driven) ..... 100 W + 100 W
- CENTER (1 kHz, 0.7% T.H.D. at 8Ω one channel driven) ..... 100 W
- SURROUND (1 kHz, 0.7% T.H.D. at 8Ω one channel driven) ..... 100 W + 100 W
- SUBWOOFER (80 Hz, 0.7% T.H.D. at 8Ω one channel driven) (KRF-V5560D) ..... 100 W

Total harmonic distortion ..... 0.05% (1 kHz, 50 W, 8Ω)
Frequency response
- CD ..... 20 Hz ~ 70 kHz, +0 dB, –3.0 dB

Signal to noise ratio (IHF'66)
- CD, TUNER, AUX, TAPE ..... 95 dB

Input sensitivity / impedance
- CD ..... 550 mV / 47 kΩ
- DVD/6CH INPUT (KRF-V5060D) ..... 550 mV / 10 kΩ

Output level / impedance
- TAPE REC ..... 550 mV / 1 kΩ
- PRE OUT (SUBWOOFER) (KRF-V5060D) ..... 1.5 V / 2.2 kΩ

Tone control
- BASS ..... ±10 dB (at 100 Hz)
- TREBLE ..... ±10 dB (at 10 kHz)

Loudness control
- VOLUME at -30dB level ..... +8 dB (at 100 Hz)

AUDIO section (KRF-V4060D)

Effective power output during STEREO operation
- 1 kHz, 0.7% T.H.D.,at 8 Ω ..... 50 W + 50 W

Rated power output during STEREO operation

> 40 watts per channel minimum RMS, both channels driven, at 8Ω from 40 Hz to 20 kHz with no more than 0.7% total harmonic distortion. (FTC)

Effective power output during SURROUND operation
- FRONT (1 kHz, 0.7% T.H.D. at 8Ω one channel driven) ..... 50 W + 50 W
- CENTER (1 kHz, 0.7% T.H.D. at 8Ω one channel driven) ..... 50 W
- SURROUND (1 kHz, 0.7% T.H.D. at 8Ω one channel driven) ..... 50 W + 50 W

Total harmonic distortion ..... 0.15% (1 kHz, 20 W, 8Ω)
Frequency response
- CD ..... 20 Hz ~ 70 kHz, +0 dB, –3.0 dB

Signal to noise ratio (IHF'66)
- CD, TUNER, AUX, TAPE ..... 95 dB

Input sensitivity / impedance
- CD ..... 400 mV / 47 kΩ

Output level / impedance
- TAPE REC ..... 400 mV / 1 kΩ
- PRE OUT (SUBWOOFER) ..... 1.5 V / 2.2 kΩ

Tone control
- BASS ..... ±10 dB (at 70 Hz)
- TREBLE ..... ±10 dB (at 10 kHz)

Loudness control
- VOLUME at -30dB level ..... +8 dB (at 100 Hz)

DIGITAL AUDIO section

Sampling frequency ..... 32 kHz, 44.1 kHz, 48 kHz, 96 kHz
Input level / impedance / wave length
- Optical ..... (–15 dBm ~ –21 dBm), 660 nm ±30 nm
- Coaxial ..... 0.5 Vp-p / 75 Ω

VIDEO section

VIDEO inputs / outputs
- VIDEO (composite) ..... 1 Vp-p / 75 Ω

FM tuner section

Tuning frequency range ..... 87.5 MHz ~ 108.0 MHz
Usable sensitivity (MONO)
- VR-605/615 ..... 1.3 μV (75 Ω)/ 13.2 dBf (75 kHz DEV., SINAD 30 dB)
- KRF-V5060D/V4060D/V5560D ..... 1.6 μV (75 Ω)/ 15.2 dBf (75 kHz DEV., SINAD 30 dB)

50dB quieting sensitivity
- STEREO ..... 28 μV (75 Ω)/ 40.2 dBf

Total harmonic distortion (1 kHz)
- MONO ..... 0.5% (71.2 dBf input)
- STEREO ..... 0.7% (71.2 dBf input)

Signal to noise ratio (1 kHz, 75 kHz DEV.)
- MONO ..... 75 dB (71.2 dBf input)
- STEREO ..... 68 dB (71.2 dBf input)

Stereo separation (1 kHz) ..... 40 dB
Selectivity (±400 kHz) VR-605/615 ..... 70 dB
KRF-V5060D/V4060D/V5560D ..... 50 dB
Frequency response ..... (30 Hz ~ 15kHz), +0.5 dB, –3.0 dB

AM tuner section

Tuning frequency range
- 10 kHz step (VR-605/615) ..... 530 kHz ~ 1,700 kHz
- 10 kHz step (KRF-V5060D/V4060D/V5560D) ..... 530 kHz ~ 1,610 kHz
- 9 kHz step (KRF-V5060D/V4060D/V5560D) ..... 531 kHz ~ 1,602 kHz

Usable sensitivity (30% mod., S/N 20dB) (VR-606/615) ..... 16 μV / (600 μV/m)
Usable sensitivity (KRF-V5060D/V5560D/V4060D) ..... 16 μV / (600 μV/m)
Signal to noise ratio (30% mod. 1 mV input) ..... 50 dB

GENERAL

Power consumption
- VR-605/615 ..... 2.2 A
- KRF-V5060D/V5560D 280W
- KRF-V4060D 200W

AC outlet
- SWITCHED
- VR-605/615 ..... (total 150 W, 1.25 A max.)
- KRF-V5060D/V4060D/V5560D ..... (total 90 W max.)

Dimensions ..... W : . 440 mm (17-5/16")
H : 143 mm (5-5/8")
D : 303 mm (11-15/16")

Weight (Net)
- VR-605/615 ..... 7.7 kg (17.00 lb)
- KRF-V5060D/V5560D ..... 8.8 kg (19.40 lb)
- KRF-V4060D ..... 7.9 kg (17.41 lb)

KRF-V4060D/V5060D/V5560D/VR-605/615

SPECIFICATIONS

For the U.K and Europe
AUDIO section (KRF-V5060D)

Rated power output during STEREO operation
DIN/IEC (63 Hz ~ 12.5 kHz, 0.7% T.H.D., at 6Ω) ..... 100 W + 100 W
Effective power output during SURROUND operation
FRONT (1 kHz, 0.7% T.H.D. at 6Ω one channel driven) ..... 100 W + 100 W
CENTER (1 kHz, 0.7% T.H.D. at 6Ω one channel driven) ..... 100 W
SURROUND (1 kHz, 0.7% T.H.D. at 6Ω one channel driven) ..... 100 W + 100 W
Total harmonic distortion ..... 0.05% (1kHz, 50 W, 6Ω)
Frequency response (IHF'66)
CD ..... 20 Hz ~ 70 kHz, +0 dB, –3.0 dB
Signal to noise ratio (IHF'66)
PHONO (MM) ..... 74 dB
CD ..... 95 dB
Input sensitivity / impedance
PHONO (MM) ..... 6.0 mV / 27 kΩ
CD ..... 500 mV / 47 kΩ
DVD/6CH INPUT ..... 500 mV / 47 kΩ
Output level / impedance
TAPE REC ..... 500 mV / 1 kΩ
PRE OUT (SUBWOOFER) ..... 1.5 V / 2.2 kΩ
Tone control
BASS ..... ±10 dB (at 100 Hz)
TREBLE ..... ±10 dB (at 10 kHz)
Loudness control
VOLUME at -30dB level ..... +8 dB (at 100 Hz)

AUDIO section (KRF-V4060D)

Rated power output during STEREO operation
(DIN 1 kHz 0.7% T.H.D., at 6Ω) ..... 50 W + 50 W
Effective power output during SURROUND operation
FRONT (1 kHz, 0.7% T.H.D. at 6Ω one channel driven) ..... 50 W + 50 W
CENTER (1 kHz, 0.7% T.H.D. at 6Ω one channel driven) ..... 50 W
SURROUND (1 kHz, 0.7% T.H.D. at 6Ω one channel driven) ..... 50 W + 50 W
Total harmonic distortion ..... 0.15% (1 kHz, 20 W, 6Ω)
Frequency response (IHF'66)
CD ..... 20 Hz ~ 70 kHz, +0 dB, –3.0 dB
Signal to noise ratio (IHF'66)
CD ..... 95 dB
Input sensitivity / impedance
CD ..... 400 mV / 47 kΩ
Output level / impedance
TAPE REC ..... 400 mV / 1 kΩ
PRE OUT (SUBWOOFER) ..... 1.5 V / 2.2 kΩ
Tone control
BASS ..... ±10 dB (at 100 Hz)
TREBLE ..... ±10 dB (at 10 kHz)
Loudness control
VOLUME at -30dB level ..... +8 dB (at 100 Hz)

DIGITAL AUDIO section

Sampling frequency ..... 32 kHz, 44.1 kHz, 48 kHz, 96kHz
Input level / impedance / wave length
Optical ..... (–15 dBm ~ –21 dBm), 660 nm ±30nm
Coaxial ..... 0.5 Vp-p / 75 Ω

VIDEO section

VIDEO inputs / outputs
VIDEO (composite) ..... 1 Vp-p / 75 Ω

FM tuner section

Tuning frequency range ..... 87.5 MHz ~ 108.0 MHz
Usable sensitivity (DIN at 75 Ω)
MONO ..... 1.3 μV / 13.2 dBf (40 kHz DEV., S/N 26 dB)
STEREO ..... 45 μV / 42.1 dBf (46 kHz DEV., S/N 46 dB)
Total harmonic distortion (1 kHz)
MONO ..... 0.2% (71.2 dBf input)
STEREO ..... 0.8% (71.2 dBf input)
Signal to noise ratio (DIN weighted)
MONO ..... 65 dB (40 kHz DEV. 71.2 dBf input)
STEREO ..... 60 dB (46 kHz DEV. 71.2 dBf input)
Stereo separation (DIN 1 kHz) ..... 36 dB
Selectivity (DIN ±300 kHz) ..... 64 dB
Frequency response ..... (30 Hz ~ 15 kHz), +0.5 dB, –3.0 dB

AM tuner section

Tuning frequency range ..... 531 kHz ~ 1,602 kHz
Usable sensitivity ..... 16 μV / (600 μV/m)
Signal to noise ratio (30% mod. 1 mV input) ..... 50 dB

GENERAL

Power consumption
KRF-V5060D 280W
KRF-V4060D 200W
AC outlet
SWITCHED ..... (total 90 W max.)
Dimensions ..... W : 440 mm
H : 143 mm
D : 303 mm
Weight (Net) ..... 7.8 kg

Notes
1. KENWOOD follows a policy of continuous advancements in development. For this reason specifications may be changed without no tice.
2. The full performance may not be exhibited in an extremely cold location (under a water-freezing temperature).

KENWOOD CORPORATION
14-6,Dogenzaka 1-chome, Shibuya-ku, Tokyo, 150-8501 Japan

KENWOOD SERVICE CORPORATION
P.O BOX 22745, 2201 East Dominguez St., Long Beach, CA 90801-5745, U.S.A.

KENWOOD ELECTRONICS CANADA INC.
6070 Kestrel Road, Mississauga, Ontario, Canada L5T 1S8

KENWOOD ELECTRONICS LATIN AMERICA S.A.
P.O BOX 55-2791, Piso 6 plaza Chase, Cl. 47 y Aquilino de la Guardia Panama, Republic de Panama

KENWOOD ELECTRONICS BRASIL LTDA.
Alameda Ministro Rocha Azevedo No. 456, Edificio Jaú, 10o Andar, Cerqueira César, Cep 0140-001, São Paulo-SP-Brasil

KENWOOD ELECTRONICS U.K. LIMITED
KENWOOD House, Dwight Road, Watford, Herts., WD1 8EB., United Kingdom

KENWOOD ELECTRONICS BELGIUM N.V.
Leuvensesteenweg 248 J, 1800 Vilvoorde, Belgium

KENWOOD ELECTRONICS DEUTSCHLAND GMBH
Rembrücker Str. 15, 63150 Heusenstamm, Germany

KENWOOD ELECTRONICS FRANCE S.A.
13 Boulevard Ney, 75018 Paris, France

KENWOOD ELECTRONICS ITALIA S.p.A.
Via G. Sirtori, 7/9 20129, Milano, Italy

KENWOOD IBÉRICA S.A.
Bolivia, 239-08020 Barcelona, Spain

KENWOOD ELECTRONICS AUSTRALIA PTY. LTD.
(A.C.N. 001 499 074)
16 Giffnock Avenue, North Ryde, N.S.W. 2113, Australia

KENWOOD ELECTRONICS (HONG KONG) LTD.
Unit 3712-3724, Level 37, Tower 1, Metroplaza, 223 Hing Fong Road, Kwai Fong N.T., Hong Kong

KENWOOD ELECTRONICS GULF FZE
P.O.Box 61318, Jebel Ali, Dubai, U.A.E.

KENWOOD ELECTRONICS SINGAPORE PTE LTD.
No. 1 Genting Lane #02-02, KENWOOD Building, Singapore, 349544

KENWOOD ELECTRONICS (MALAYSIA) SDN BHD.
#4.01 Level 4, Wisma Academy Lot 4A, Jalan 19/1 46300 Petaling Jaya Selangor Darul Ehsan Malaysia

KENWOOD ELECTRONICS (THAILAND) CO., LTD.
2019 New Pechburi Road, Bangkapi, Huaykwang, Bangkok, 10320 Thailand