

**marantz®**

## **Service Bulletin**

**No. :** MZ03-006

**Date:** December 5, 2006

---

**Model:** SR7300


**Subject:** A high frequency noise heard in speakers

**Symptom:** A high frequency noise can be heard from the speakers.

**Solution:** Please apply the modification of Solution #1 and Solution #2 to the units with Lot #'s 01 to 15. Please apply the modification in Solution #2 to the units Lot #16 and after. (Solution 1 has already applied in production to the units with lot #16 and later.) The lot number is mentioned in the Serial number label located on the rear panel. (ex. MZxxxxxx01xxxx : 01 lot).

### **Solution #1 (for lot #'s 01 to 15):**

- 1) Cut the jumper wire [U304] on the PS04 board.




---

### **CONFIDENTIALITY NOTICE:**

The information contained in this document is intended for the exclusive use by MARANTZ Authorized Service Centers and their employees. This document may contain information that is privileged, confidential and may be protected from disclosure under applicable laws and terms of the MARANTZ Service Agreement. Any distribution, disclosure, dissemination or copying of this document and the information it contains is prohibited. No responsibility is will be accepted by MARANTZ for any damage, injury or loss resulting from the misuse of the information contained in this document.

2) Add a 1000uF/10V capacitor between pin 3 of Q681 and the “-“side of CU80 as follows.






### **Solution 2 (For all lot #'s):**

1) Add a wire (Length approx. 23cm: Wire size #18 or #20) as follows. (GND to GND) Note: Wiring must be done as following and fixed with glue (heat-resistant type). See picture below for details.

---

#### **CONFIDENTIALITY NOTICE:**

The information contained in this document is intended for the exclusive use by MARANTZ Authorized Service Centers and their employees. This document may contain information that is privileged, confidential and may be protected from disclosure under applicable laws and terms of the MARANTZ Service Agreement. Any distribution, disclosure, dissemination or copying of this document and the information it contains is prohibited. No responsibility is will be accepted by MARANTZ for any damage, injury or loss resulting from the misuse of the information contained in this document.



## Parts:

Ref#	Description	Part Number
NA	1000uF/10V	OA10801020

### CONFIDENTIALITY NOTICE:

The information contained in this document is intended for the exclusive use by MARANTZ Authorized Service Centers and their employees. This document may contain information that is privileged, confidential and may be protected from disclosure under applicable laws and terms of the MARANTZ Service Agreement. Any distribution, disclosure, dissemination or copying of this document and the information it contains is prohibited. No responsibility is will be accepted by MARANTZ for any damage, injury or loss resulting from the misuse of the information contained in this document.