



Service Bulletin

No. : MZ06-021

Date: December 19, 2006

Model: ZR6001/ZR6001SP

Subject: Software Update

Symptom: Specifications change of PLC channel setting.

1) If a neighbor uses the ZR6001 and ZC4001 by connecting them over PLC connection and the neighbor's house is in close proximity to your customer's house, the PLC signal from neighbor's system may penetrate your customer's system through the power line.

Solution: 1. Update MAIN CPU's software version to [V060327 2].

2. Update SUB CPU's software version to [060329 2].

3. A list of ERRATA (ZR6001/ZC4001 Addendum Sheet) is available and should be added to the User Guide.

4. Furthermore, the MAIN CPU's software of ZC4001 used in a pair of ZR6001 also needs to be changed to version [060331b47].

Please refer to the SERVICE BULLETIN "REF.NBR: MZ06-022".

Please refer to the ZR6001 service manual (page 11 to 45) for the procedure. Before upgrading, please check the firmware version. It can be confirmed using the procedure outlined in "4. SERVICE MODE" of the service manual (see screenshot below).

CONFIDENTIALITY NOTICE:

The information contained in this document is intended for the exclusive use by MARANTZ Authorized Service Centers and their employees. This document may contain information that is privileged, confidential and may be protected from disclosure under applicable laws and terms of the MARANTZ Service Agreement. Any distribution, disclosure, dissemination or copying of this document and the information it contains is prohibited. No responsibility will be accepted by MARANTZ for any damage, injury or loss resulting from the misuse of the information contained in this document.

4. SERVICE MODE


Microprocessor (IC28), DSP(IC20)Version and FLD Segment Check Mode.

1. While the power is on, **MULTI**, **EXIT** and **7.1CH INPUT** buttons simultaneously more than 3 seconds.
The FL display shows "SERVICE MODE" for 2 seconds then shows the model name.

S	E	R	V	I	C	E		M	O	D	E	
			Z	R	6	0	0	1				

2. Press **MULTI** button, The software version of the MAIN microprocessor (IC28) is displayed in the format below.


V	0	6	0	3	0	6		I	U			
ear		Month		Date				Dest.		(Dest. : Destination)		



V060306IU

9. Press **MULTI** button, The software version of the SUB microprocessor (IC19) is displayed in the format below.

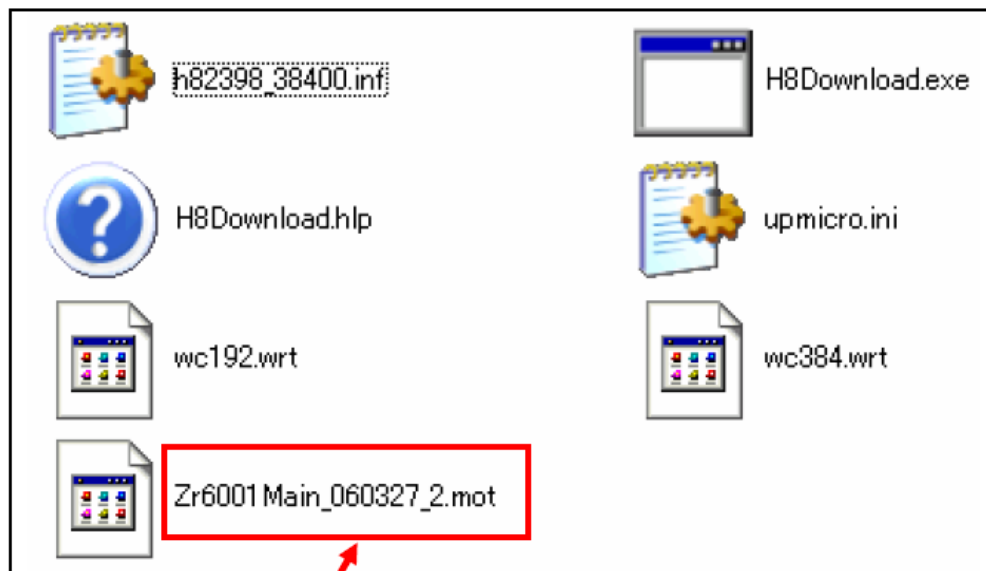
S	U	B		0	6	0	3	0	6	2	
---	---	---	--	---	---	---	---	---	---	------	---	--



060329.... 2

Main CPU Update Procedure:

Unzip the firmware update file (H8upgrade.zip) and double click to open.



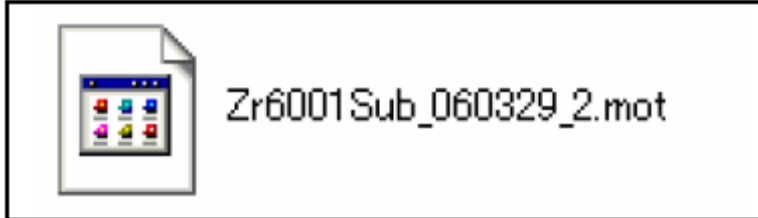
“Zr6001Main_yymindd.mot.” file name given in the service manual uses this.

CONFIDENTIALITY NOTICE:

The information contained in this document is intended for the exclusive use by MARANTZ Authorized Service Centers and their employees. This document may contain information that is privileged, confidential and may be protected from disclosure under applicable laws and terms of the MARANTZ Service Agreement. Any distribution, disclosure, dissemination or copying of this document and the information it contains is prohibited. No responsibility will be accepted by MARANTZ for any damage, injury or loss resulting from the misuse of the information contained in this document.

Sub CPU Update Procedure:

Unzip the firmware update file (Zr6001Sub_060329_2.zip) and double click to open.



Parts:

Ref#	Description	Part Number
NA	ZR6001/ZC4001 Addendum Sheet	00M10CW851010
NA	Main CPU firmware update	H8upgrade.zip
NA	Sub CPU firmware update	Zr6001Sub_060329_2.zip

Serial Number Range:

This problem applies to the following serial number range.
ZR6001/U1B, ZR6001SP/U1B applies to MZ000612000300 and earlier.
This improvement has been done in production from serial number
MZ0006xx000301 and later.

CONFIDENTIALITY NOTICE:

The information contained in this document is intended for the exclusive use by MARANTZ Authorized Service Centers and their employees. This document may contain information that is privileged, confidential and may be protected from disclosure under applicable laws and terms of the MARANTZ Service Agreement. Any distribution, disclosure, dissemination or copying of this document and the information it contains is prohibited. No responsibility will be accepted by MARANTZ for any damage, injury or loss resulting from the misuse of the information contained in this document.