

Service Manual

ORDER NO.
RRV3749

AUDIO MULTI-CHANNEL RECEIVER

SX-218-K

THIS MANUAL IS APPLICABLE TO THE FOLLOWING MODEL(S) AND TYPE(S).

Model	Type	Power Requirement	Remarks
SX-218-K	KUCXJ	AC 120 V	


This service manual should be used together with the following manual(s):


Model	Order No.	Remarks
SX-316-S/KUCXJ	RRV3330	

For SPECIFICATIONS and PANEL FACILITIES, refer to the operating instructions.

1. CONTRAST OF MISCELLANEOUS PARTS

NOTES: ●Parts marked by "NSP" are generally unavailable because they are not in our Master Spare Parts List.

●The  mark found on some component parts indicates the importance of the safety factor of the part. Therefore, when replacing, be sure to use parts of identical designation.

●Screws adjacent to  mark on product are used for disassembly.













●For the applying amount of lubricants or glue, follow the instructions in this manual.

(In the case of no amount instructions, apply as you think it appropriate.)





●Nos. indicate the pages and Nos. in the service manual for the base model.

●When ordering resistors, first convert resistance values into code form as shown in the following examples.

Ex.1 When there are 2 effective digits (any digit apart from 0), such as 560 ohm and 47k ohm (tolerance is shown by J=5%, and K=10%).

560Ω	→	56 x 10 ¹	→	561	RD1/4PU				J
47kΩ	→	47 x 10 ³	→	473	RD1/4PU				J
0.5Ω	→	R50			RN2H				K
1Ω	→	1R0			RS1P				K

Ex.2 When there are 3 effective digits (such as in high precision metal film resistors).

5.62kΩ	→	562 x 10 ¹	→	5621	RN1/4PC					F
--------	---	-----------------------	---	------	-------	---------	---	---	---	---	---

CONTRAST TABLE

SX-316-S/KUCXJ and SX-218-K/KUCXJ are constructed the same except for the following:

Mark	No.	Symbol and Description	SX-316-S/KUCXJ	SX-218-K/KUCXJ	Remarks
NSP		PACKING SECTION			
	P7- 6	Operating Instructions (English/French)	XRE3113	XRE3196	
	P7-11	Remote control	XXD3108	XXD3175	
	P7-15	Packing Case	XHD3586	XHD3822	
		EXTERIOR SECTION			
	P9-24	R Panel	XNC3420	XNC3608	
	P9-32	Bonnet	XZN3184	XZN3183	
		Screw	BBZ30P080FNI	BBZ30P080FTB	the side of Bonnet
		FRONT PANEL SECTION			
	P11- 6	JOG Knob	XAB3048	XAB3052	
	P11- 7	VOL Knob	XAB3051	XAB3053	
	P11- 8	Standby BTN	XAD3203	XAD3202	
	P11-10	F Panel Assy	XXG3257	XXG3380	
	P11-11	Tuner BTN	XAD3248	XAD3230	
	P11-12	SUB BTN	XAD3249	XAD3231	
	P11-13	FUNC BTN	XAD3250	XAD3232	
	P11-14	Listen BTN	XAD3251	XAD3233	
	P11-15	JOG Button	XAD3252	XAD3240	
	P11-16	Pioneer Badge	VAM1129	XAM3006	
	P11-17	FRT Panel	XMB3236	XMB3340	